



US00D739655S

(12) **United States Design Patent**
Coleman

(10) **Patent No.:** **US D739,655 S**

(45) **Date of Patent:** **** Sep. 29, 2015**

(54) **CASE**

(71) Applicant: **Debbie Coleman**, Irvine, CA (US)

(72) Inventor: **Debbie Coleman**, Irvine, CA (US)

(73) Assignee: **Relief POD International LLC**, Santa Ana, CA (US)

(**) Term: **14 Years**

(21) Appl. No.: **29/482,835**

(22) Filed: **Feb. 21, 2014**

(51) **LOC (10) Cl.** **03-01**

(52) **U.S. Cl.**
USPC **D3/301; D3/293; D3/285**

(58) **Field of Classification Search**
USPC D3/273, 293, 289, 299, 301, 300, 303,
D3/900, 245, 201, 283, 276, 285, 286, 287,
D3/206; 190/111, 107, 112, 901, 109, 11,
190/113; 206/284-291, 278, 6.1, 279
CPC A45G 29/08; A45C 3/004; A45C 3/00;
A45C 2003/007; A45C 2003/008; A45C 11/26
See application file for complete search history.

(56) **References Cited**

U.S. PATENT DOCUMENTS

2,554,215	A *	5/1951	Schell et al.	190/115
2,556,066	A *	6/1951	Cline	190/111
6,109,442	A *	8/2000	Roegner	206/581
6,126,012	A *	10/2000	Roegner	206/579
D455,005	S *	4/2002	Wolf	D3/205

6,499,574	B1 *	12/2002	Anthony	190/36
D472,706	S *	4/2003	Hassett	D3/289
D497,051	S *	10/2004	Nieves	D3/301
D512,216	S *	12/2005	Joyce	D3/203.6
D595,503	S *	7/2009	Guy	D3/205
D632,079	S *	2/2011	Spencer et al.	D3/301
D659,998	S *	5/2012	Austin	D3/301
2004/0099496	A1 *	5/2004	Hollingsworth	190/111

* cited by examiner

Primary Examiner — Jennifer Rivard

Assistant Examiner — April Rivas

(74) *Attorney, Agent, or Firm* — Chandra E. Eidt; Miller Nash Graham & Dunn LLP

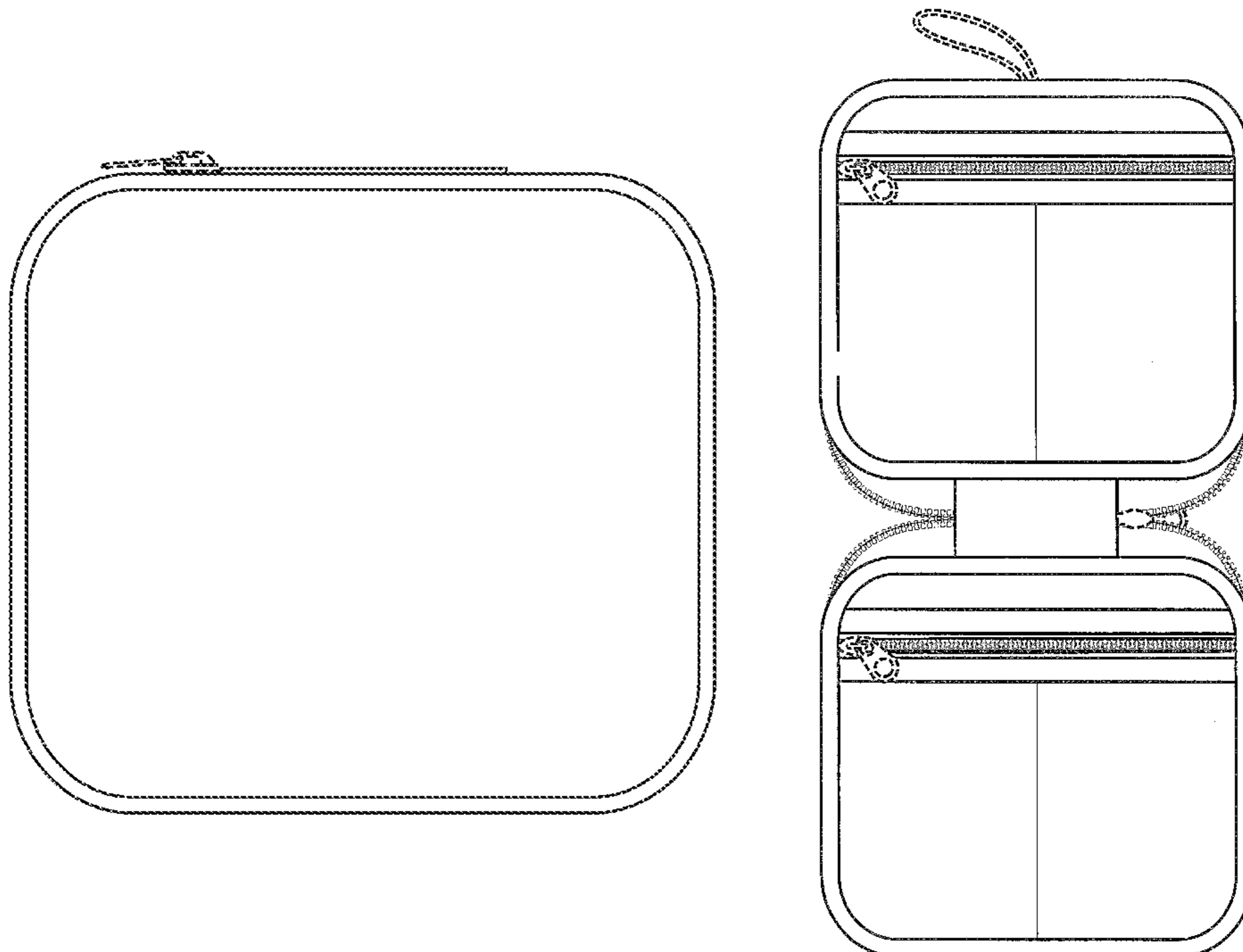
(57) **CLAIM**

The ornamental design for a case, as shown and described.

DESCRIPTION

FIG. 1 illustrates a front elevation view of the case in a closed configuration;
FIG. 2 is a right side view of the case in FIG. 1;
FIG. 3 is a left side view of the case in FIG. 1;
FIG. 4 is a top view of the case in FIG. 1;
FIG. 5 is a bottom view of the case in FIG. 1;
FIG. 6 is a front view of the case in FIG. 1 in an open configuration; and,
FIG. 7 is a back elevation view of the case in FIG. 1.
The broken lines shown in the drawings illustrate portions of the case and form no part of the claimed design.

1 Claim, 5 Drawing Sheets






FIG. 1

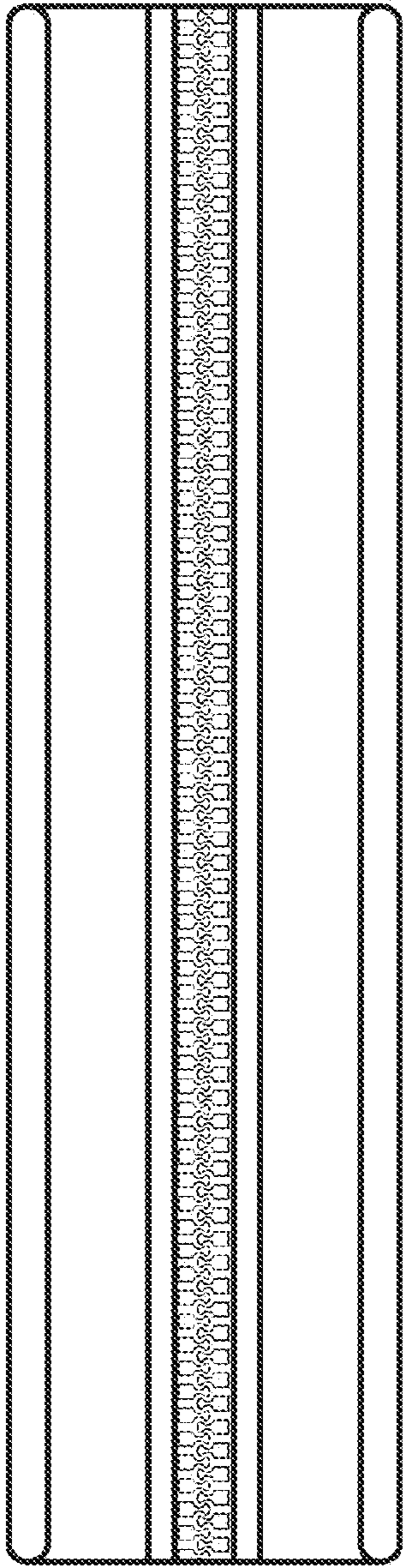


FIG. 2

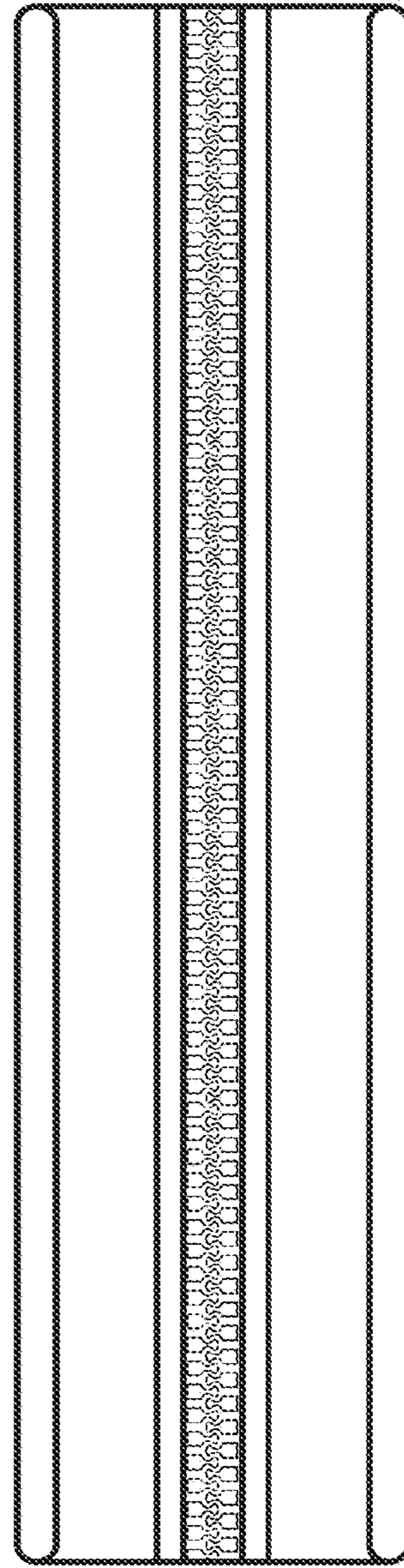


FIG. 3




FIG. 4

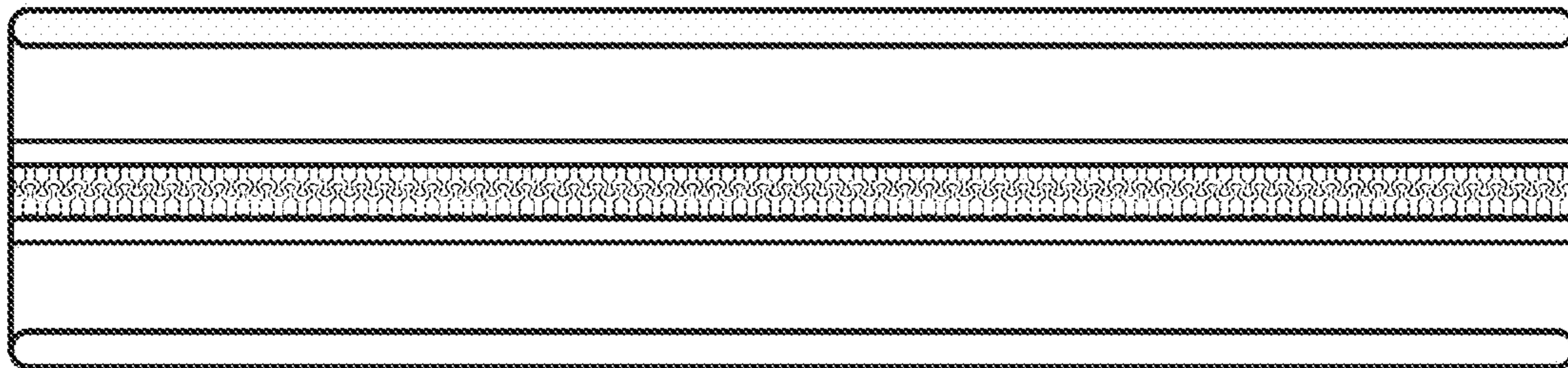


FIG. 5

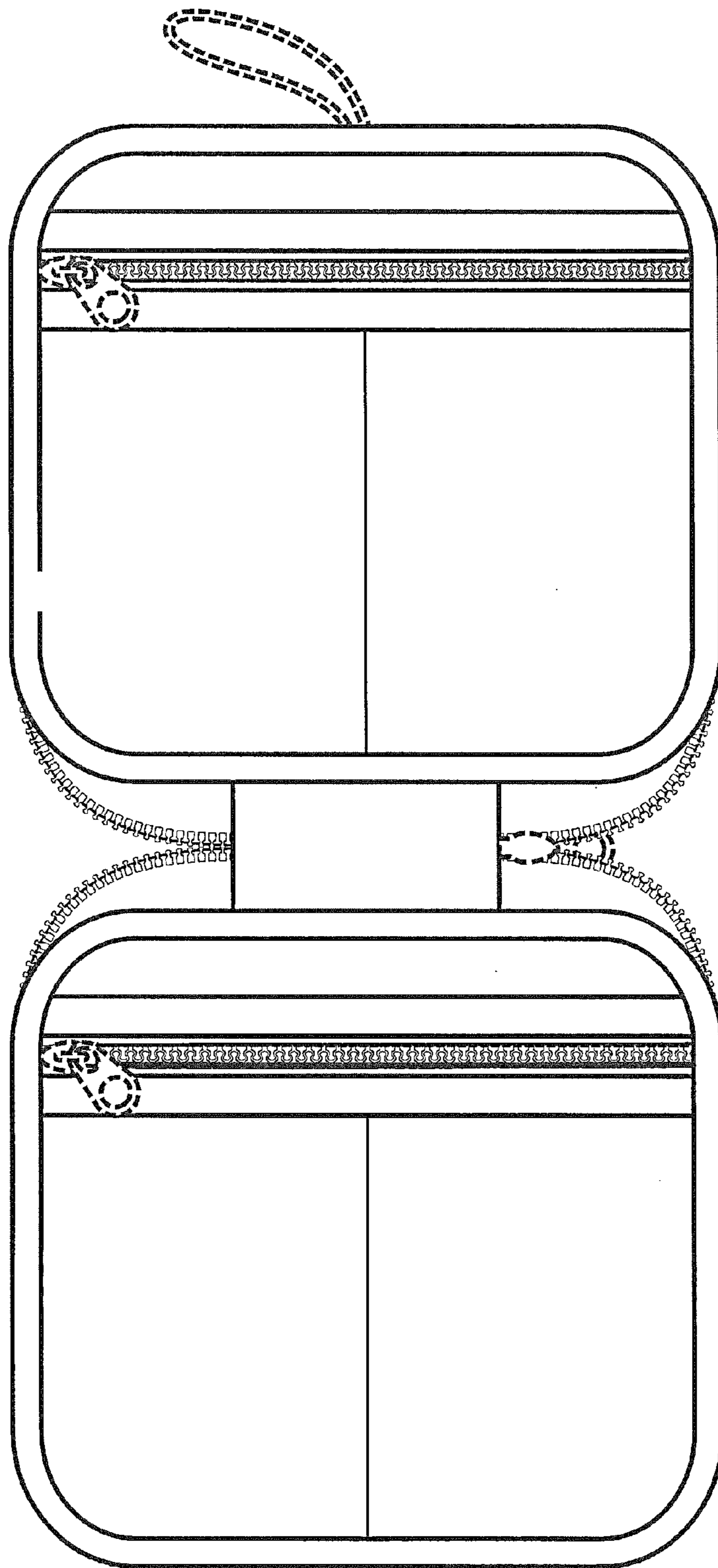


FIG. 6



FIG. 7

UNITED STATES PATENT AND TRADEMARK OFFICE
CERTIFICATE OF CORRECTION

PATENT NO. : D739,655 S
APPLICATION NO. : 29/482835
DATED : September 29, 2015
INVENTOR(S) : Coleman

Page 1 of 3

It is certified that error appears in the above-identified patent and that said Letters Patent is hereby corrected as shown below:

The Title page, showing the illustrative figures, should be deleted and substitute therefor the attached Title page.

Delete fig. 6 and substitute therefor the drawing sheet, consisting of fig. 6 as shown on the attached page.

Signed and Sealed this
Twenty-ninth Day of December, 2015



Michelle K. Lee
Director of the United States Patent and Trademark Office

(12) **United States Design Patent**
Coleman

(10) **Patent No.:** **US D739,655 S**
(45) **Date of Patent:** **** Sep. 29, 2015**

(54) **CASE**
(71) Applicant: **Debbie Coleman**, Irvine, CA (US)
(72) Inventor: **Debbie Coleman**, Irvine, CA (US)
(73) Assignee: **Relief POD International LLC**, Santa Ana, CA (US)

(**) Term: **14 Years**
(21) Appl. No.: **29/482,835**
(22) Filed: **Feb. 21, 2014**
(51) **LOC (10) Cl.** **03-01**
(52) **U.S. Cl.**
USPC **D3/301; D3/293; D3/285**
(58) **Field of Classification Search**
USPC **D3/273, 293, 289, 299, 301, 300, 303, D3/900, 245, 201, 283, 276, 285, 286, 287, D3/206; 190/111, 107, 112, 901, 109, 11, 190/113; 206/284, 291, 278, 6.1, 279**
CPC **A45G 29/08; A45C 3/004; A45C 3/00; A45C 2003/007; A45C 2003/008; A45C 11/26**
See application file for complete search history.

6,499,574 B1 * 12/2002 Anthony 190/36
D472,706 S * 4/2003 Hassett D3/289
D497,051 S * 10/2004 Nieves D3/301
D513,216 S * 12/2005 Joyce D3/203.6
D595,503 S * 7/2009 Guy D3/205
D632,079 S * 2/2011 Spencer et al. D3/301
D659,998 S * 5/2012 Austin D3/301
2004/0099496 A1 * 5/2004 Hollingsworth 190/111

* cited by examiner

Primary Examiner — Jennifer Rivard
Assistant Examiner April Rivas
(74) *Attorney, Agent, or Firm* Chandra E. Eidt; Miller Nash Graham & Dunn LLP

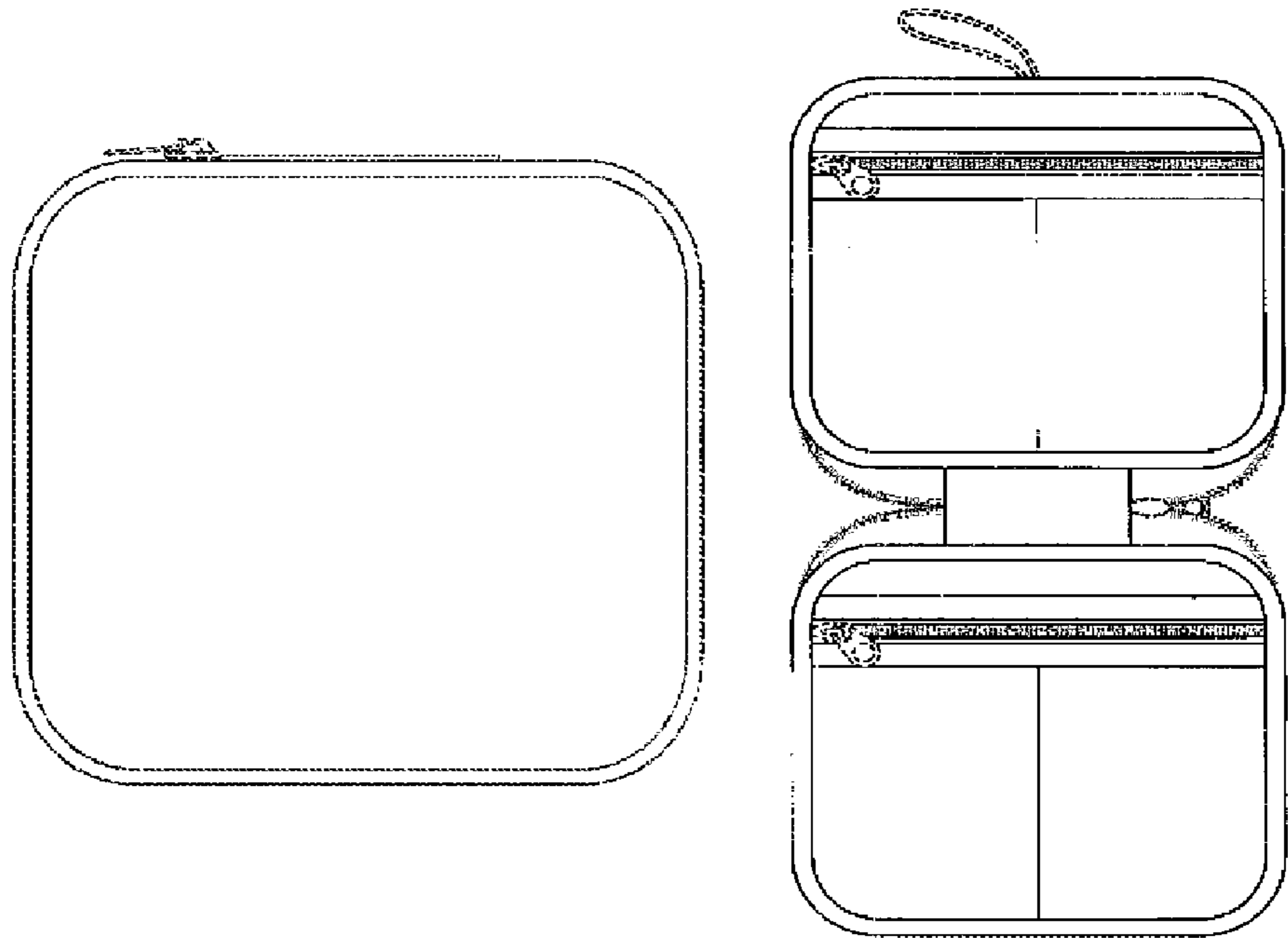
(57) **CLAIM**
The ornamental design for a case, as shown and described.

DESCRIPTION

FIG. 1 illustrates a front elevation view of the case in a closed configuration;
FIG. 2 is a right side view of the case in FIG. 1;
FIG. 3 is a left side view of the case in FIG. 1;
FIG. 4 is a top view of the case in FIG. 1;
FIG. 5 is a bottom view of the case in FIG. 1;
FIG. 6 is a front view of the case in FIG. 1 in an open configuration; and,
FIG. 7 is a back elevation view of the case in FIG. 1.
The broken lines shown in the drawings illustrate portions of the case and form no part of the claimed design.

1 Claim, 5 Drawing Sheets

(56) **References Cited**
U.S. PATENT DOCUMENTS
2,554,215 A * 5/1951 Schell et al. 190/115
2,556,066 A * 6/1951 Cline 190/111
6,109,442 A * 8/2000 Roegner 206/581
6,126,012 A * 10/2000 Roegner 206/579
D455,005 S * 4/2002 Wolf D3/205



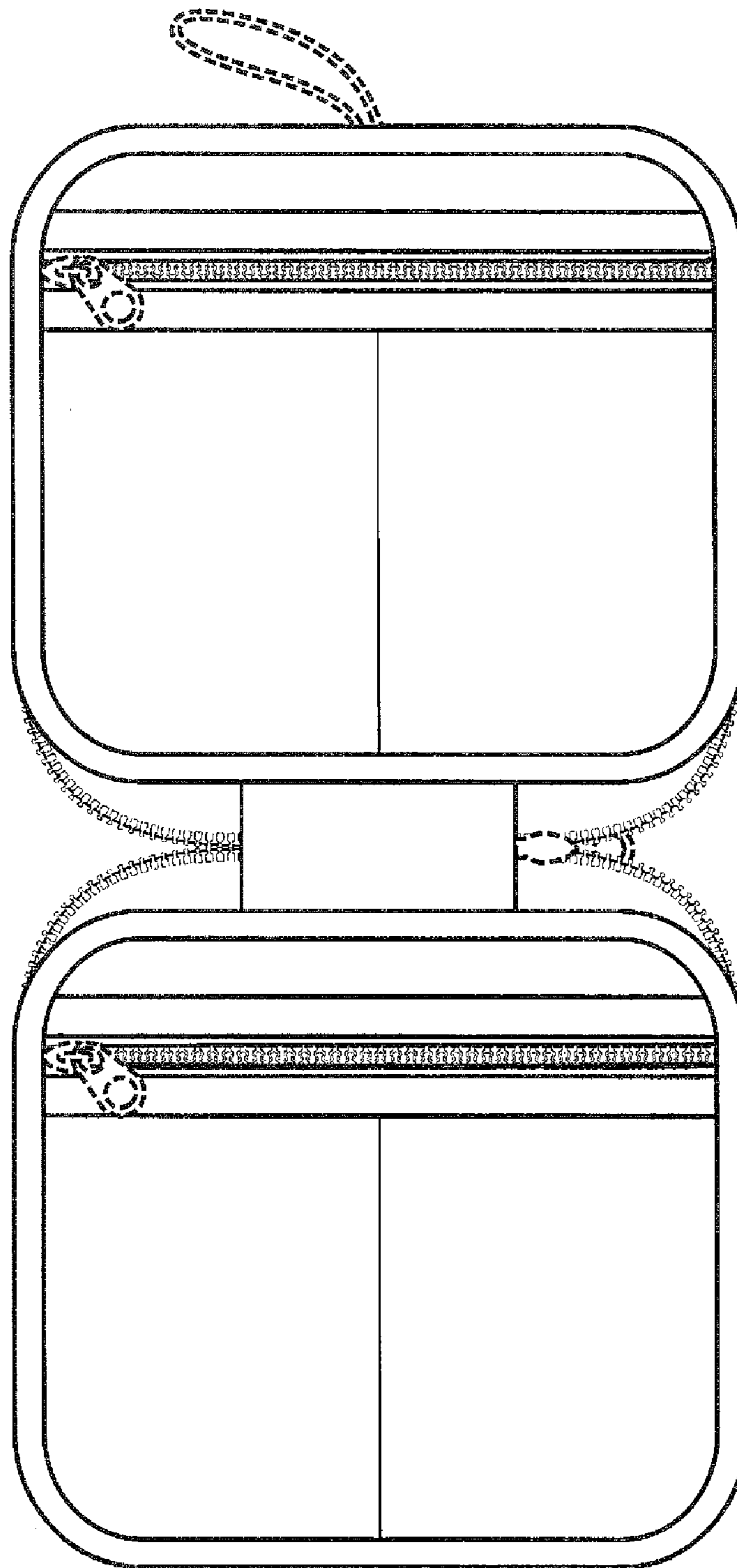


FIG. 6