



US00D739631S

(12) **United States Design Patent**
Mittal et al.

(10) **Patent No.:** **US D739,631 S**

(45) **Date of Patent:** **** Sep. 22, 2015**

(54) **STAND FOR IRON**

(71) Applicants: **Neeraj Mittal**, New Delhi (IN); **Umang Srivastava**, New Delhi (IN)

(72) Inventors: **Neeraj Mittal**, New Delhi (IN); **Umang Srivastava**, New Delhi (IN)

(73) Assignee: **CASA BRANDS INDIA PVT. LTD.**, New Delhi (IN)

(**) Term: **14 Years**

(21) Appl. No.: **29/514,434**

(22) Filed: **Jan. 13, 2015**

(30) **Foreign Application Priority Data**

Jul. 15, 2014 (IN) 264046

(51) **LOC (10) Cl.** **07-05**

(52) **U.S. Cl.**
USPC **D32/73**

(58) **Field of Classification Search**
USPC D32/70, 71, 73, 72, 69, 68, 35;
392/404; 38/97, 96, 93, 88, 77.9,
38/77.83, 77.82, 77.81, 77.8, 77.7, 77.6,
38/77.5, 77.3, 77.1; 219/251, 245, 257
CPC D06F 75/34; D06F 75/40; D06F 79/02;
A47B 73/002
See application file for complete search history.

(56) **References Cited**

U.S. PATENT DOCUMENTS

D316,768 S * 5/1991 Komar D32/73
D502,302 S * 2/2005 Verbeek D32/73

D502,581 S * 3/2005 Lee D32/73
D561,419 S * 2/2008 Choi D32/73
D564,167 S * 3/2008 Rosen D32/73
D570,633 S * 6/2008 Goodman et al. D6/566
D575,090 S * 8/2008 Van Beuningen D6/566
D594,046 S * 6/2009 Kita D15/144
7,665,236 B2 * 2/2010 Jones et al. 38/96
D614,375 S * 4/2010 Van Beuningen D32/73
D630,235 S * 1/2011 Teraoka D15/144
8,109,018 B2 * 2/2012 Maurer 38/142
8,132,346 B1 * 3/2012 Cooper et al. 38/107
D680,291 S * 4/2013 Shepherd D32/73
D685,153 S * 6/2013 Trowsdale et al. D32/71
D717,011 S * 11/2014 Ruiz et al. D32/73

* cited by examiner

Primary Examiner — Austin Murphy

(74) *Attorney, Agent, or Firm* — Brian J. Pangrle

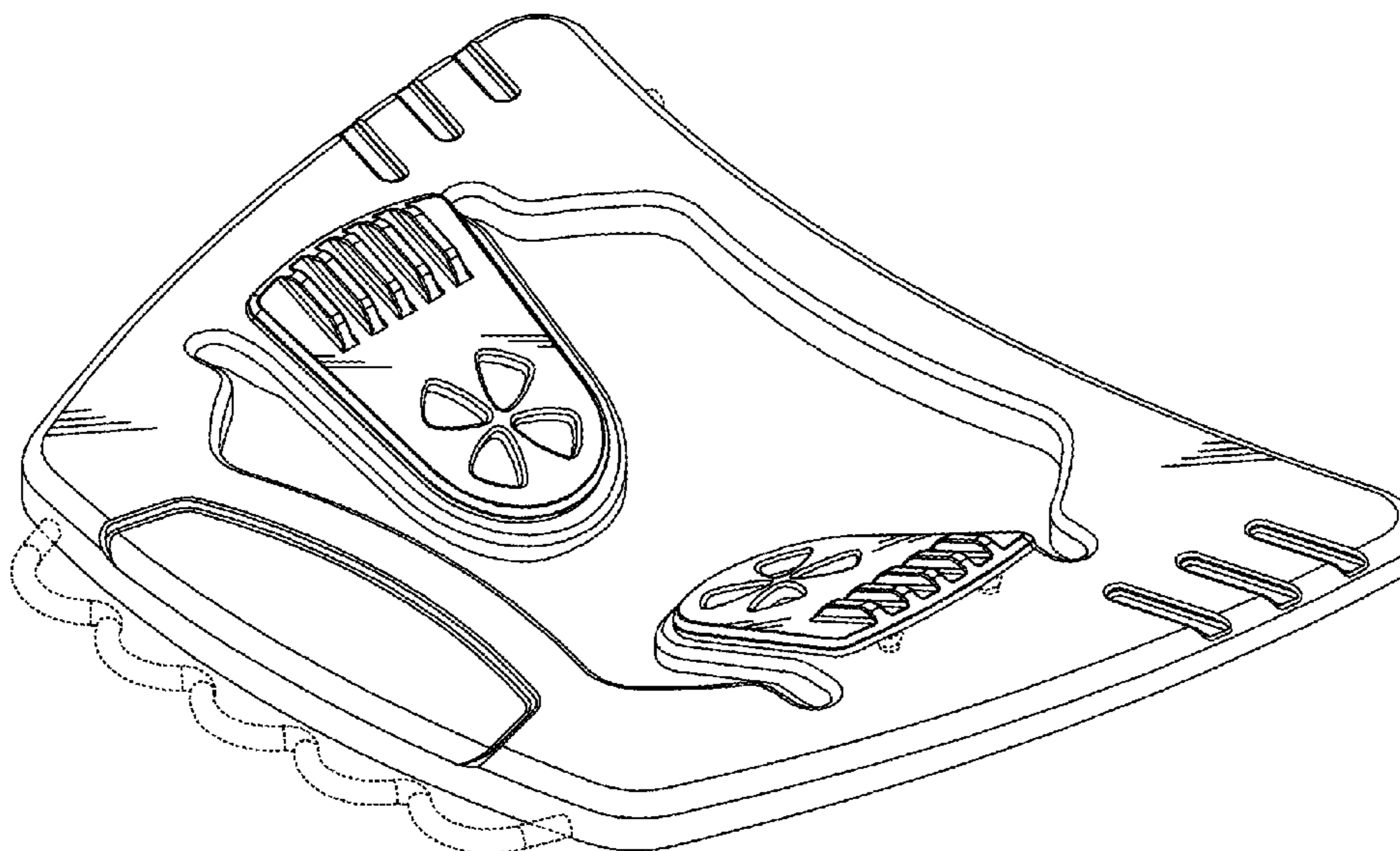
(57) **CLAIM**

The ornamental design for a stand for iron, as shown and described.

DESCRIPTION

FIG. 1 is a perspective view of a stand for iron showing our design;
FIG. 2 is a front view thereof;
FIG. 3 is a back view of thereof;
FIG. 4 is a top view thereof;
FIG. 5 is a bottom view thereof;
FIG. 6 is a side view thereof; and,
FIG. 7 is another side view thereof.
The broken lines in the drawings illustrate portions of the stand for iron or environment and form no part of the claimed design.

1 Claim, 7 Drawing Sheets



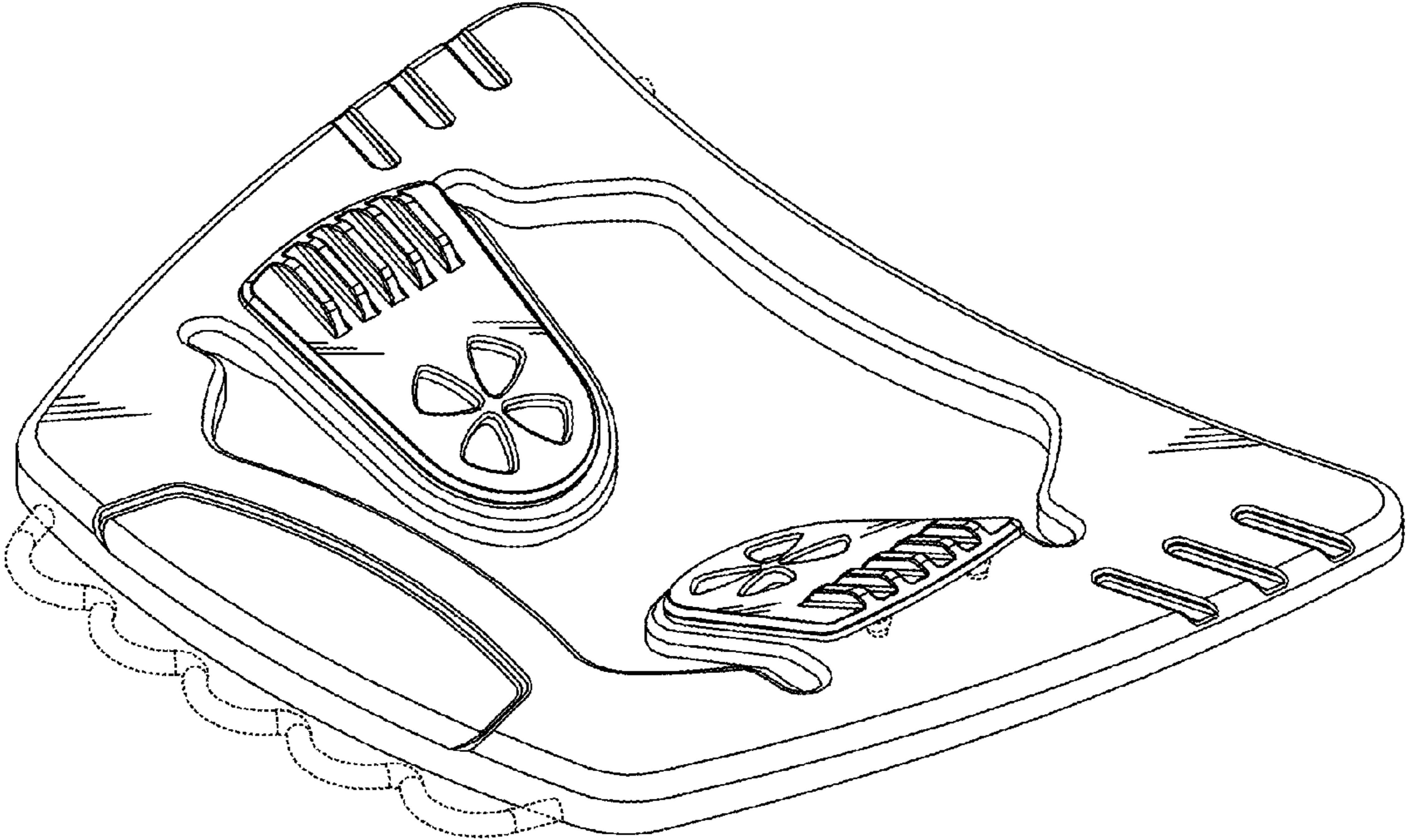


FIG. 1

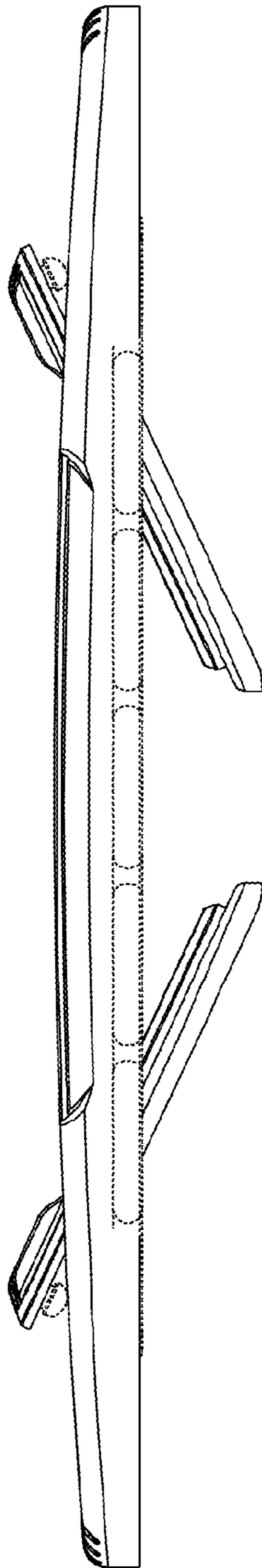


FIG. 2

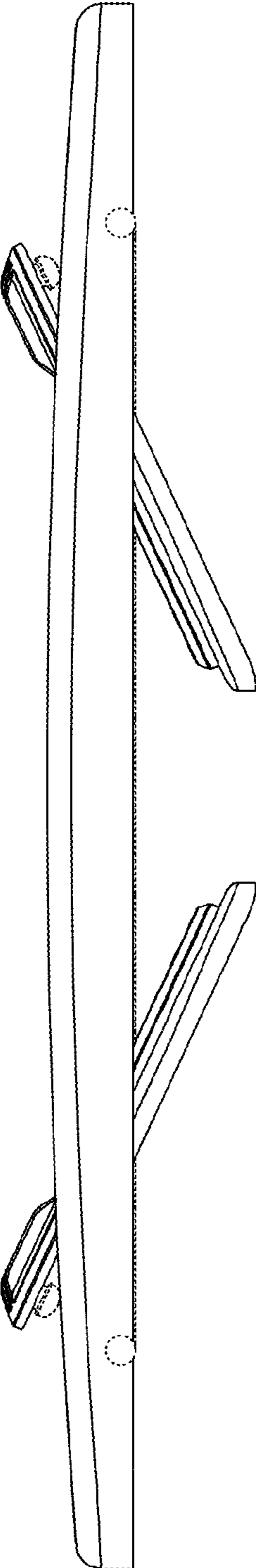


FIG. 3

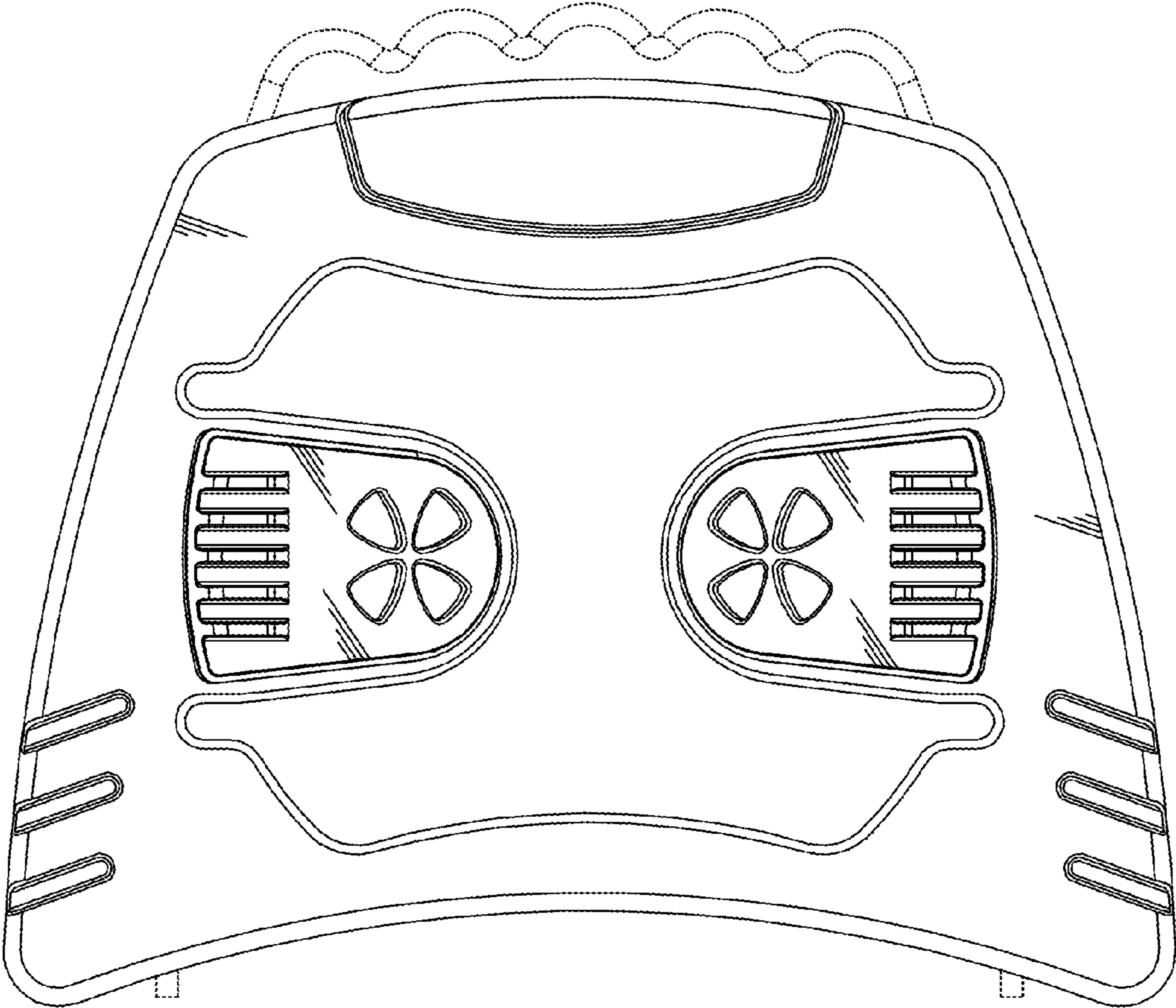


FIG. 4

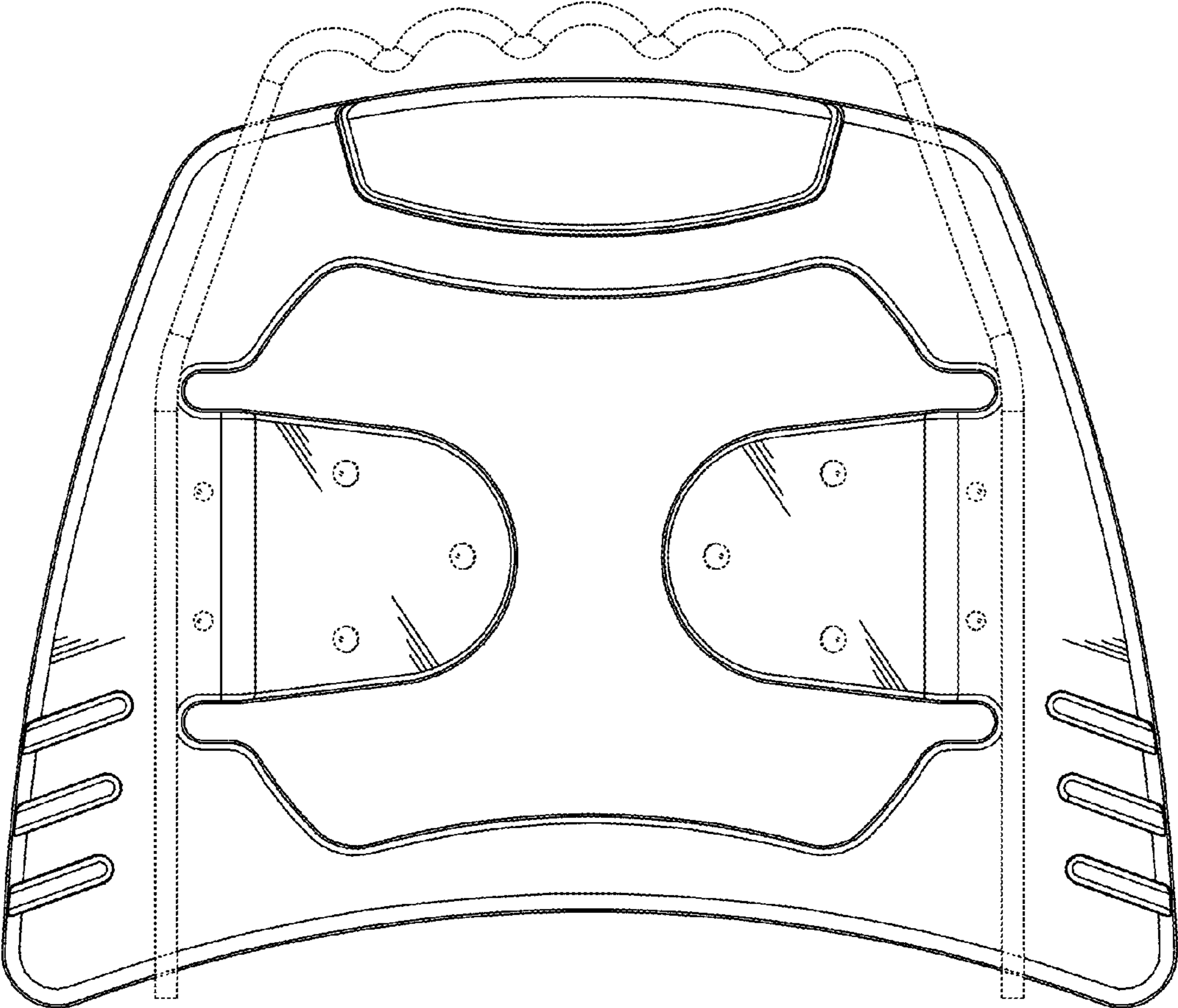


FIG. 5

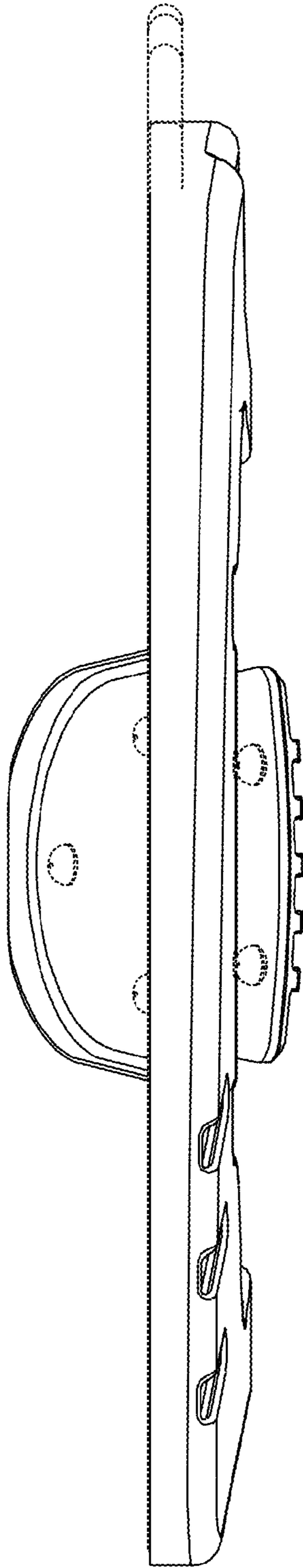


FIG. 6

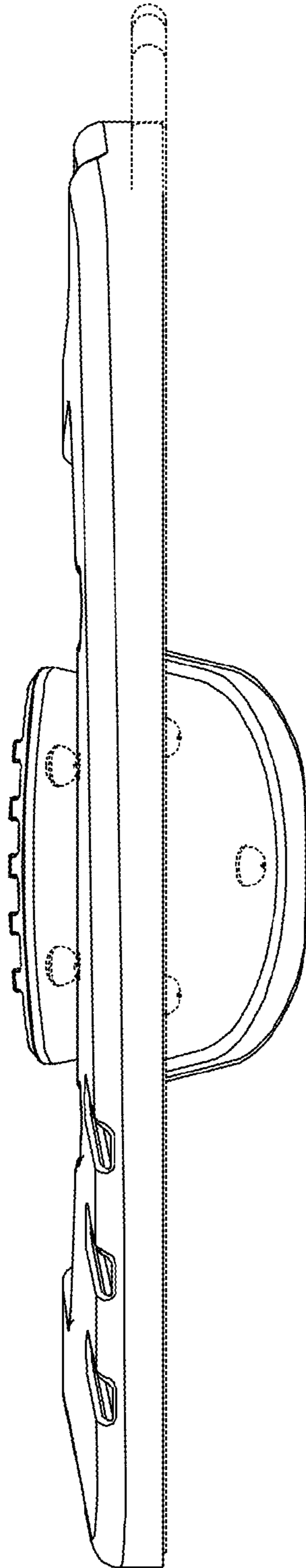


FIG. 7