



US00D739600S

(12) **United States Design Patent**  
**Paramadilok**

(10) **Patent No.:** **US D739,600 S**

(45) **Date of Patent:** **\*\* Sep. 22, 2015**

(54) **LIGHTER SLEEVE**

(71) Applicant: **Sidney Paramadilok**, Chicago, IL (US)

(72) Inventor: **Sidney Paramadilok**, Chicago, IL (US)

(\*\*) Term: **14 Years**

(21) Appl. No.: **29/483,258**

(22) Filed: **Feb. 26, 2014**

(51) **LOC (10) Cl.** ..... **27-05**

(52) **U.S. Cl.**  
USPC ..... **D27/161**

(58) **Field of Classification Search**  
USPC ..... D27/129, 130, 139, 141-143, 153-157,  
D27/160, 161, 172, 174, 175, 183, 187;  
131/185, 243, 248, 249; 431/135, 152,  
431/253, 350; 206/86  
CPC ..... A24F 13/26; A24F 13/24; A24F 13/20;  
A24F 15/00; F23Q 2/00; F23Q 2/06; F23Q  
2/34; F23Q 2/36

See application file for complete search history.

(56) **References Cited**

**U.S. PATENT DOCUMENTS**

D283,734 S *	5/1986	Parren .....	D27/153
4,901,848 A *	2/1990	Parren .....	206/86
D374,740 S *	10/1996	Seaman et al. ....	D27/142
D378,442 S *	3/1997	Ichikawa .....	D27/186
5,682,981 A *	11/1997	Sudborough .....	206/38.1
6,196,382 B1 *	3/2001	Lenderman .....	206/37

D464,793 S *	10/2002	Anderton .....	D3/215
D552,791 S *	10/2007	Toffler .....	D27/161
D631,191 S *	1/2011	Luo .....	D27/161
D661,015 S *	5/2012	Logue et al. ....	D27/172
D663,892 S *	7/2012	Arcos Bellvehi .....	D27/172
8,291,917 B2 *	10/2012	Sweeney .....	131/243
D680,745 S *	4/2013	Smith .....	D3/303
D728,335 S *	5/2015	Watson .....	D8/42
D729,442 S *	5/2015	Albers .....	D27/161
2013/0022933 A1 *	1/2013	Beard .....	431/253
2014/0011144 A1 *	1/2014	Hancock et al. ....	431/350

\* cited by examiner

*Primary Examiner* — Susan Bennett Hattan

*Assistant Examiner* — Janice Hallmark

(74) *Attorney, Agent, or Firm* — Richards Patent Law PC.

(57) **CLAIM**

The ornamental design for a lighter sleeve, as shown and described.

**DESCRIPTION**

FIG. 1 is a side perspective view of a lighter sleeve showing my new design;

FIG. 2 is a front view thereof;

FIG. 3 is a back view thereof;

FIG. 4 is a top view thereof; and,

FIG. 5 is a side view thereof.

The broken lines in the drawings depict parts of the lighter sleeve that form no part of the claimed design.

**1 Claim, 3 Drawing Sheets**

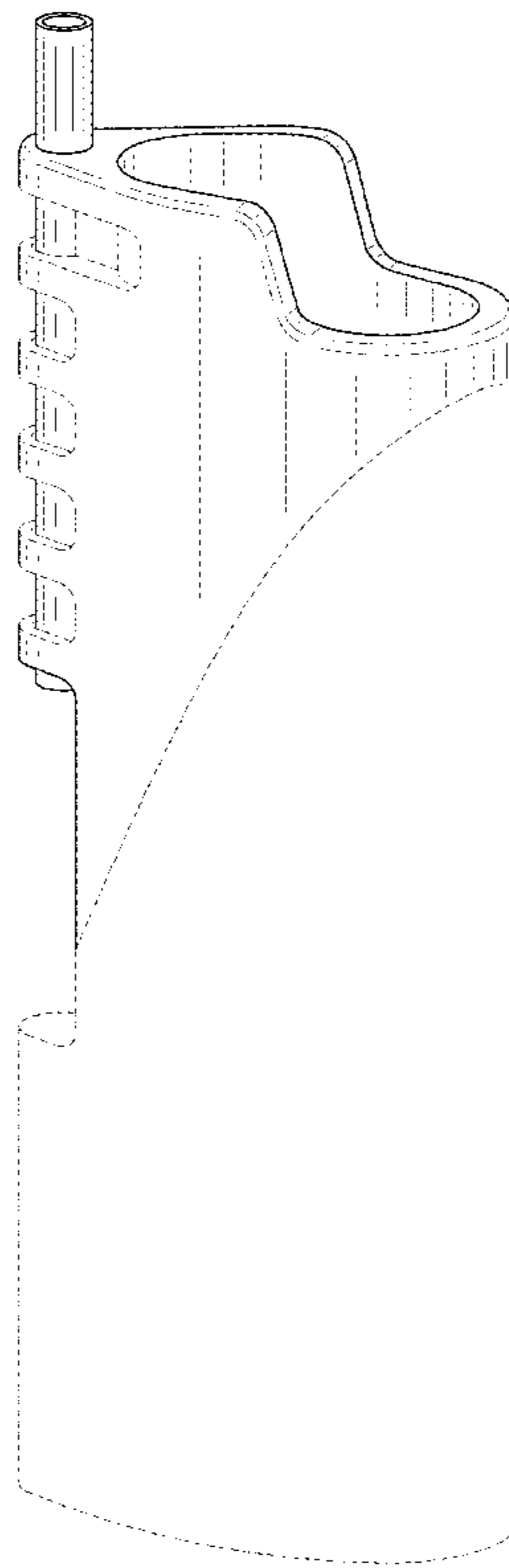


FIG. 1

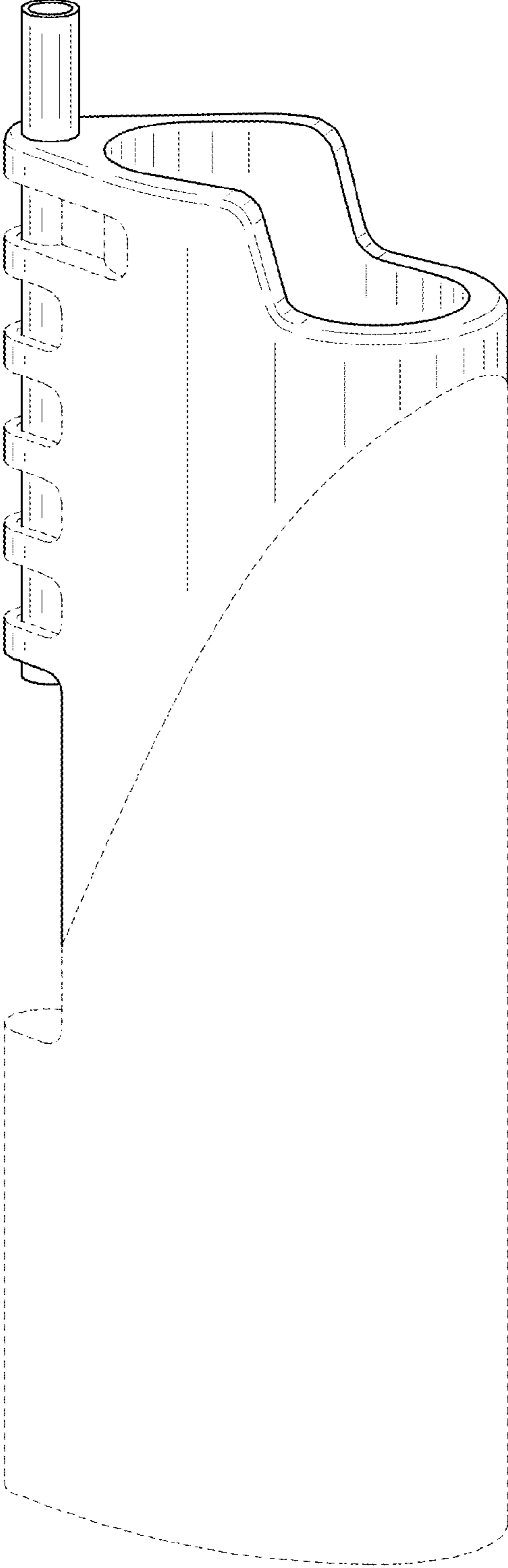


FIG. 2

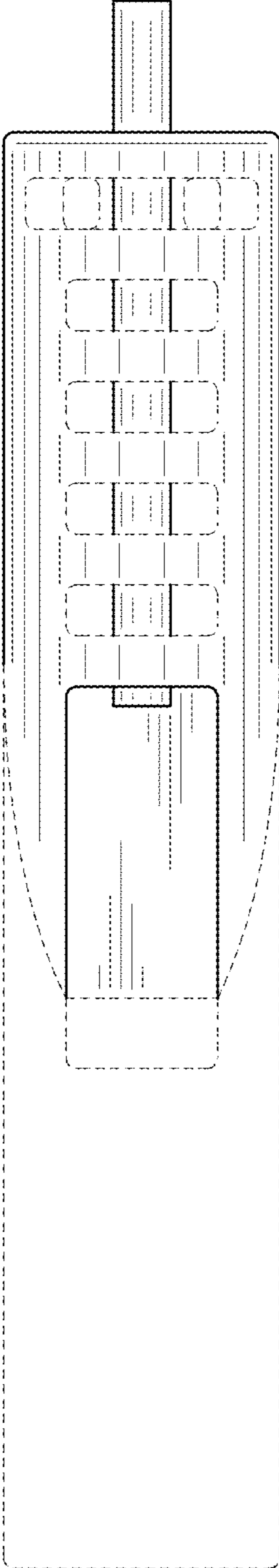


FIG. 3




FIG. 4

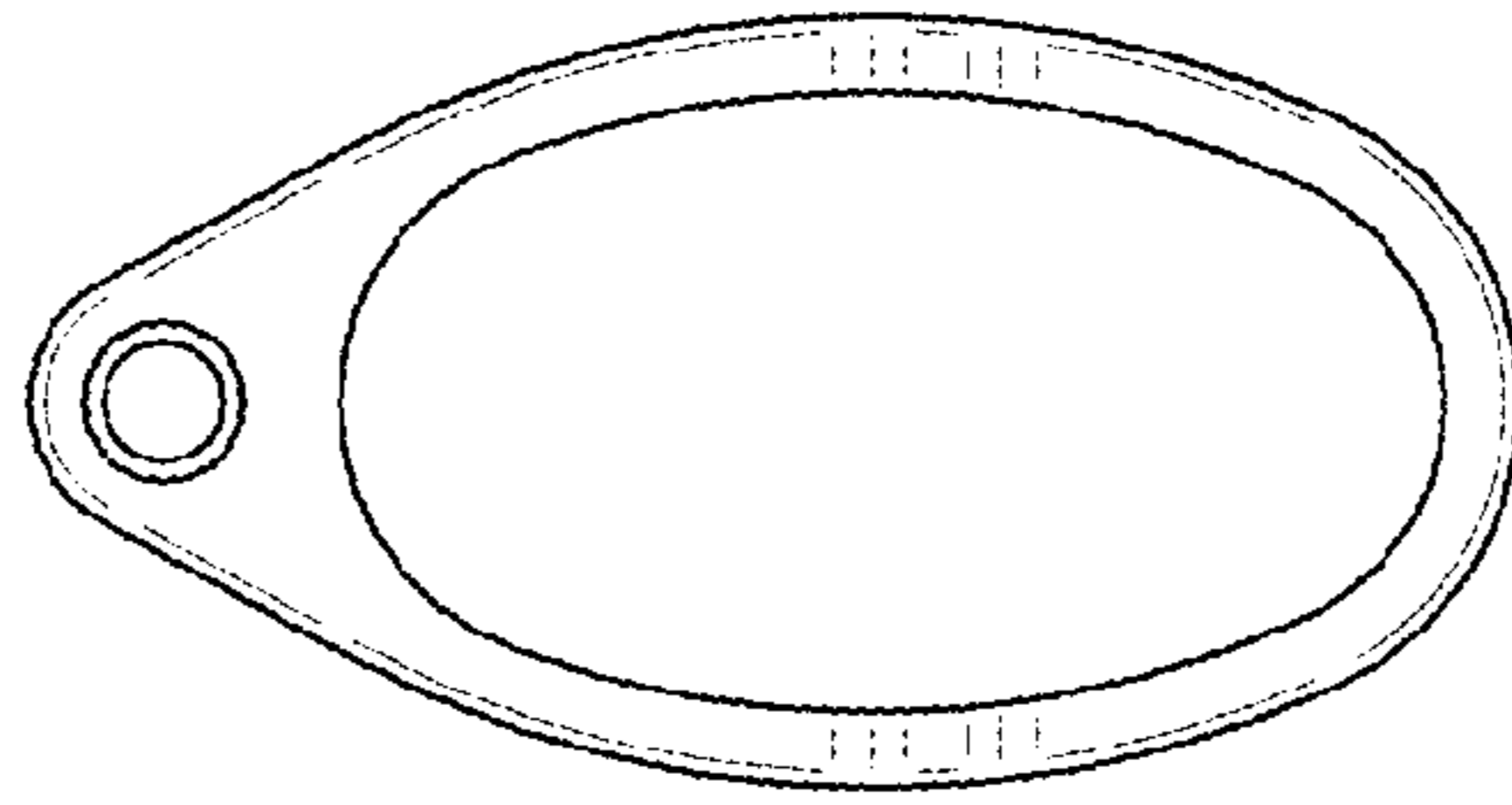


FIG. 5

