



US00D739583S

(12) **United States Design Patent**  
**Forsgren**

(10) **Patent No.:** **US D739,583 S**  
(45) **Date of Patent:** **\*\* Sep. 22, 2015**

(54) **TAILLIGHT FOR A VEHICLE**  
(71) Applicant: **Bayerische Motoren Werke**  
**Aktiengesellschaft, Munich (DE)**

(72) Inventor: **Tommy Forsgren, Warngau (DE)**

(73) Assignee: **Bayerische Motoren Werke**  
**Aktiengesellschaft, Munich (DE)**

(\*\*) Term: **14 Years**

(21) Appl. No.: **29/492,756**

(22) Filed: **Jun. 3, 2014**

(30) **Foreign Application Priority Data**

Dec. 4, 2013 (DE) ..... 40 2013 101 225

(51) **LOC (10) Cl.** ..... **26-06**

(52) **U.S. Cl.**  
USPC ..... **D26/28**

(58) **Field of Classification Search**  
USPC ..... D26/28-36; 362/459-468, 475-478,  
362/485-487  
See application file for complete search history.

(56) **References Cited**

**U.S. PATENT DOCUMENTS**

D541,445 S \* 4/2007 Lin ..... D26/28  
D549,363 S \* 8/2007 Pfeiffer ..... D26/28  
D552,769 S \* 10/2007 Leclercq ..... D26/28  
D553,269 S \* 10/2007 Pfeiffer et al. .... D26/28

D574,524 S \* 8/2008 Tomatsu ..... D26/28  
D605,793 S \* 12/2009 Weil ..... D26/28  
D620,157 S \* 7/2010 Frenzel et al. .... D26/28  
D686,358 S 7/2013 Morgenstern

**FOREIGN PATENT DOCUMENTS**

WO DM/070264 12/2008  
WO DM/076561 2/2012  
WO DM/079908 7/2013

\* cited by examiner

*Primary Examiner* — Marcus Jackson

(74) *Attorney, Agent, or Firm* — Crowell & Moring LLP

(57) **CLAIM**

The ornamental design for a taillight for a vehicle, as shown and described.

**DESCRIPTION**

This application contains subject matter related to the following co-pending U.S. design patent application: Application Ser. No. 29/492,751, filed herewith and entitled "Vehicle, Toy, and/or Replicas Thereof".

FIG. 1 is a front view of a taillight for a vehicle according to the design;

FIG. 2 is a left perspective view thereof;

FIG. 3 is a right perspective view thereof;

FIG. 4 is a left side view thereof;


FIG. 5 is a right side view thereof;

FIG. 6 is a top view thereof;

FIG. 7 is a bottom view thereof; and,

FIG. 8 is a rear view thereof.

**1 Claim, 8 Drawing Sheets**






Fig. 1



Fig. 2



Fig. 3




Fig. 4



Fig. 5



Fig. 6




Fig. 7






Fig. 8