



US00D739582S

(12) **United States Design Patent**  
**Forsgren**

(10) **Patent No.:** **US D739,582 S**

(45) **Date of Patent:** **\*\* Sep. 22, 2015**

(54) **TAILLIGHT FOR A VEHICLE**

D596,078 S \* 7/2009 Pfeiffer et al. .... D12/92  
D605,793 S \* 12/2009 Weil ..... D26/28  
D691,299 S \* 10/2013 Binder et al. .... D26/28

(71) Applicant: **Bayerische Motoren Werke**  
**Aktiengesellschaft, Munich (DE)**

**FOREIGN PATENT DOCUMENTS**

(72) Inventor: **Tommy Forsgren, Munich (DE)**

WO DM/069951 10/2008  
WO DM/071790 11/2009  
WO DM/076561 2/2012  
WO DM/078972 2/2013  
WO DM/080343 8/2013

(73) Assignee: **Bayerische Motoren Werke**  
**Aktiengesellschaft, Munich (DE)**

(\*\*) Term: **14 Years**

\* cited by examiner

(21) Appl. No.: **29/492,755**

*Primary Examiner* — Marcus Jackson

(22) Filed: **Jun. 3, 2014**

(74) *Attorney, Agent, or Firm* — Crowell & Moring LLP

(30) **Foreign Application Priority Data**

(57) **CLAIM**

The ornamental design for a taillight for a vehicle, as shown and described.

Dec. 4, 2013 (DE) ..... 40 2013 101 225

**DESCRIPTION**

(51) **LOC (10) Cl.** ..... **26-06**

This application contains subject matter related to the following co-pending U.S. design patent applications:

(52) **U.S. Cl.**  
USPC ..... **D26/28**

Application Ser. No. 29/462,852, filed Aug. 9, 2013 and entitled "Taillight for a Vehicle"; and,

(58) **Field of Classification Search**  
USPC ..... D26/28-36; 362/459-468, 475-478,  
362/485-487  
See application file for complete search history.

Application Ser. No. 29/492,751, filed herewith and entitled "Vehicle, Toy, and/or Replicas Thereof".

(56) **References Cited**

FIG. 1 is a front view of a taillight for a vehicle according to the design;

**U.S. PATENT DOCUMENTS**

D549,363 S \* 8/2007 Pfeiffer ..... D26/28  
D552,769 S \* 10/2007 Leclercq ..... D26/28  
D553,269 S \* 10/2007 Pfeiffer et al. .... D26/28  
D570,015 S \* 5/2008 Hsu ..... D26/28  
D574,524 S \* 8/2008 Tomatsu ..... D26/28  
D593,690 S 6/2009 Habib

FIG. 2 is a left perspective view thereof;  
FIG. 3 is a right perspective view thereof;  
FIG. 4 is a left side view thereof;  
FIG. 5 is a right side view thereof;  
FIG. 6 is a top view thereof;  
FIG. 7 is a bottom view thereof; and,  
FIG. 8 is a rear view thereof.

**1 Claim, 8 Drawing Sheets**






Fig. 1



Fig. 2




Fig. 3




Fig. 4




Fig. 5



Fig. 6



Fig. 7





Fig. 8