



US00D739547S

(12) **United States Design Patent**  
**Cheung**

(10) **Patent No.:** **US D739,547 S**

(45) **Date of Patent:** **\*\* Sep. 22, 2015**

- (54) **G-SPOT RABBIT VIBRATOR**
- (71) Applicant: **Lai Lam Cheung**, Ma On Shan (HK)
- (72) Inventor: **Lai Lam Cheung**, Ma On Shan (HK)
- (73) Assignee: **BRANDCORE LTD.** (VG)
- (\*\*) Term: **14 Years**
- (21) Appl. No.: **29/517,416**
- (22) Filed: **Feb. 12, 2015**
- (51) **LOC (10) Cl.** ..... **28-03**
- (52) **U.S. Cl.**  
USPC ..... **D24/215**
- (58) **Field of Classification Search**  
USPC ..... D24/200, 211, 212, 213, 214, 215;  
601/19, 27-32, 46, 49, 52, DIG. 12,  
601/DIG. 14, DIG. 15, DIG. 16, DIG. 17, 48  
CPC ..... A61H 2201/0153; A61H 2201/0207;  
A61H 2201/0263; A61H 2201/0111; A61H  
2201/1253; A61H 2205/082; A61H 2205/085;  
A61H 15/0085; A61H 9/00; A61H 9/30;  
A61H 9/32; A61H 9/40; A61H 9/44; A61H  
9/50  
See application file for complete search history.

D685,918	S	*	7/2013	Chen	.....	D24/215
D693,935	S	*	11/2013	Chen	.....	D24/215
D693,936	S	*	11/2013	Chen	.....	D24/215
D702,363	S	*	4/2014	Tai	.....	D24/215
D705,942	S	*	5/2014	Hahr et al.	.....	D24/215
D712,054	S	*	8/2014	Tai	.....	D24/215
2006/0069330	A1	*	3/2006	Nan	.....	601/72
2009/0005714	A1	*	1/2009	Mecenero	.....	601/46
2011/0034837	A1	*	2/2011	Lee	.....	601/46
2011/0105837	A1	*	5/2011	Lee	.....	600/38
2011/0230802	A1	*	9/2011	Nan	.....	601/46
2012/0215141	A1	*	8/2012	Peddicord	.....	601/46
2013/0110017	A1	*	5/2013	Imboden et al.	.....	601/46
2013/0261385	A1	*	10/2013	Zipper	.....	600/38
2013/0345501	A1	*	12/2013	O'Reilly	.....	600/38

\* cited by examiner

*Primary Examiner* — Sandra Snapp

(74) *Attorney, Agent, or Firm* — Richard E. Oney

(57) **CLAIM**

The ornamental design for a g-spot rabbit vibrator, as shown and described.

**DESCRIPTION**

FIG. 1 is a perspective view of a g-spot rabbit vibrator with the ornamental design;

FIG. 2 is a front elevation view of the g-spot rabbit vibrator of FIG. 1;

FIG. 3 is a rear elevation view of the g-spot rabbit vibrator of FIG. 1;

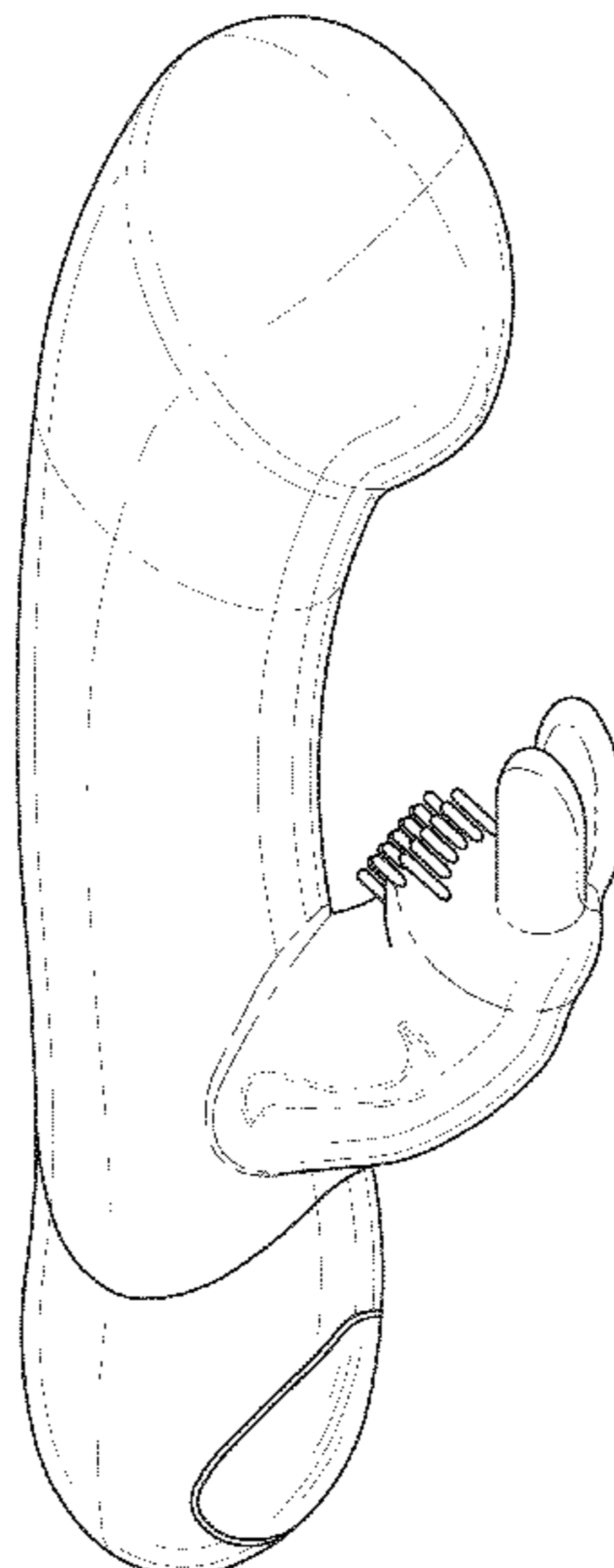
FIG. 4 is a side elevation view of the g-spot rabbit vibrator of FIG. 1;

FIG. 5 is a top plan view of the g-spot rabbit vibrator of FIG. 1; and,

FIG. 6 is a bottom plan view of the g-spot rabbit vibrator of FIG. 1.

The broken lines shown in the drawings are for illustrative purposes only and form no part of the claimed design.

**1 Claim, 4 Drawing Sheets**



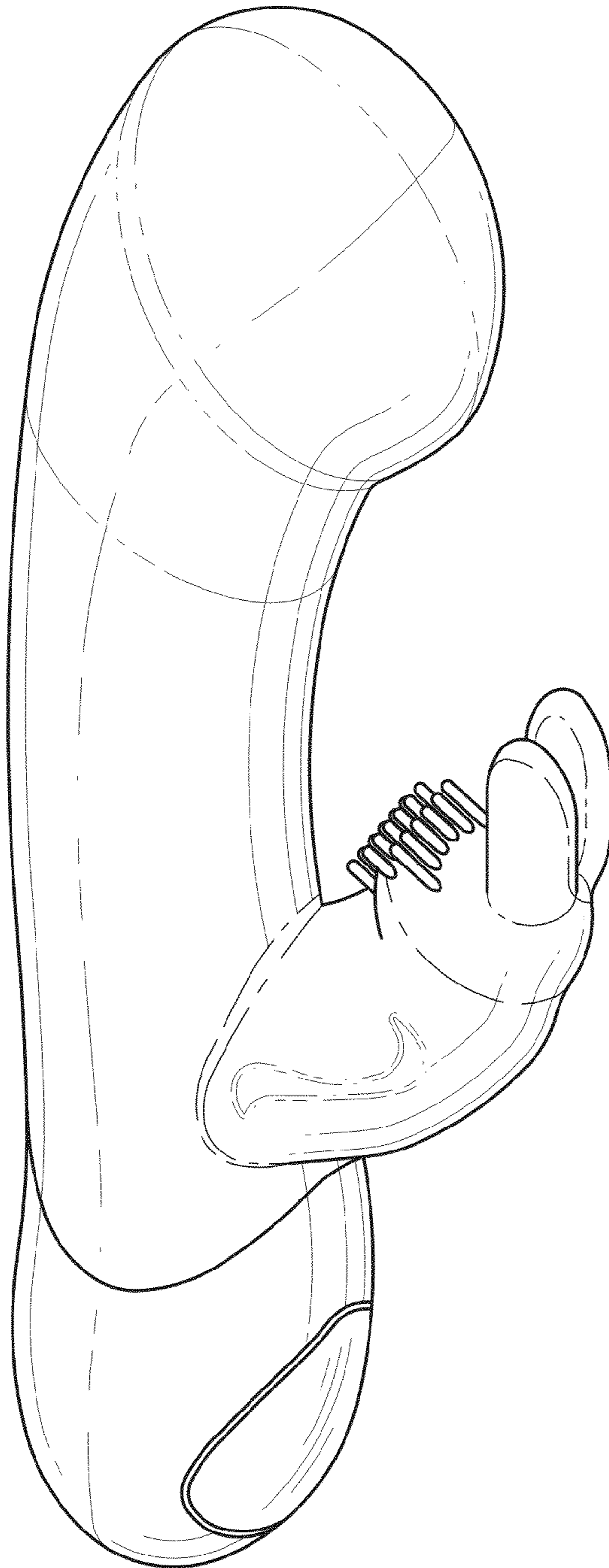


FIG. 1

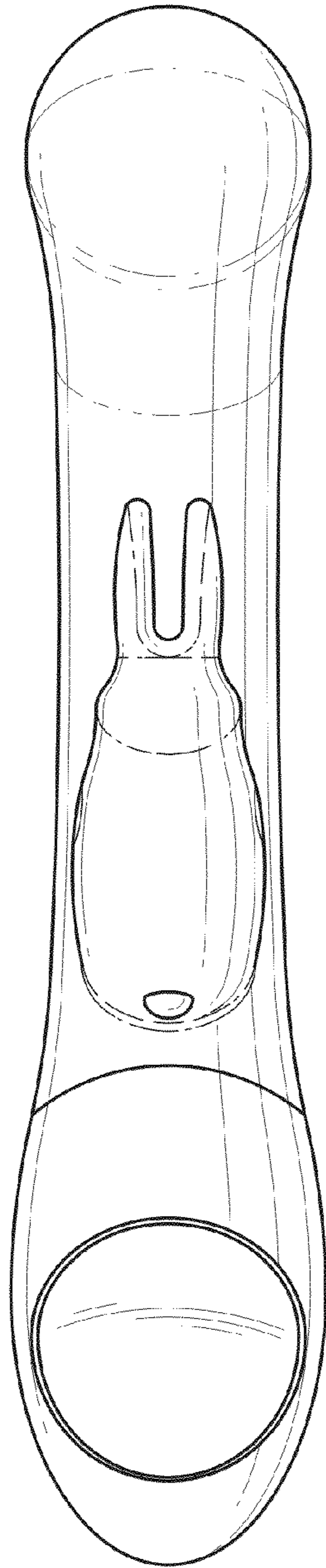


FIG. 2

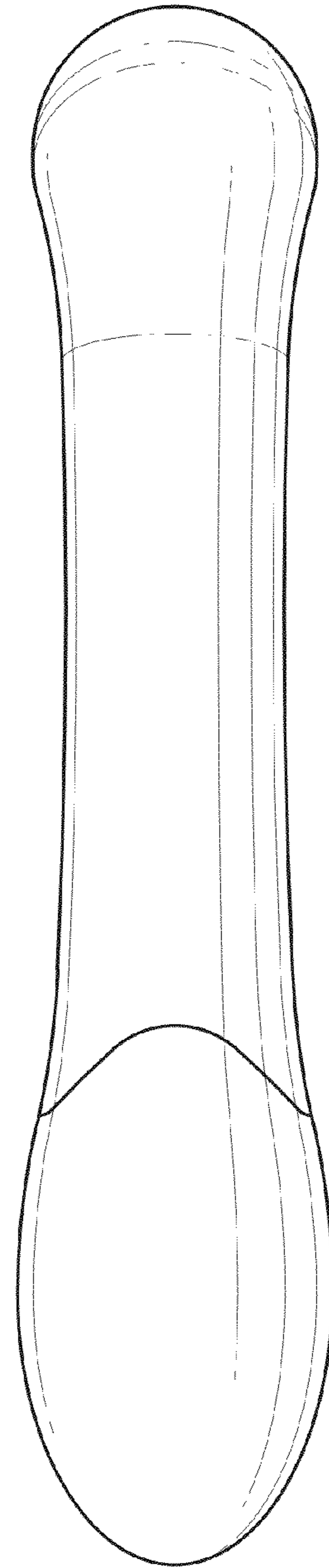
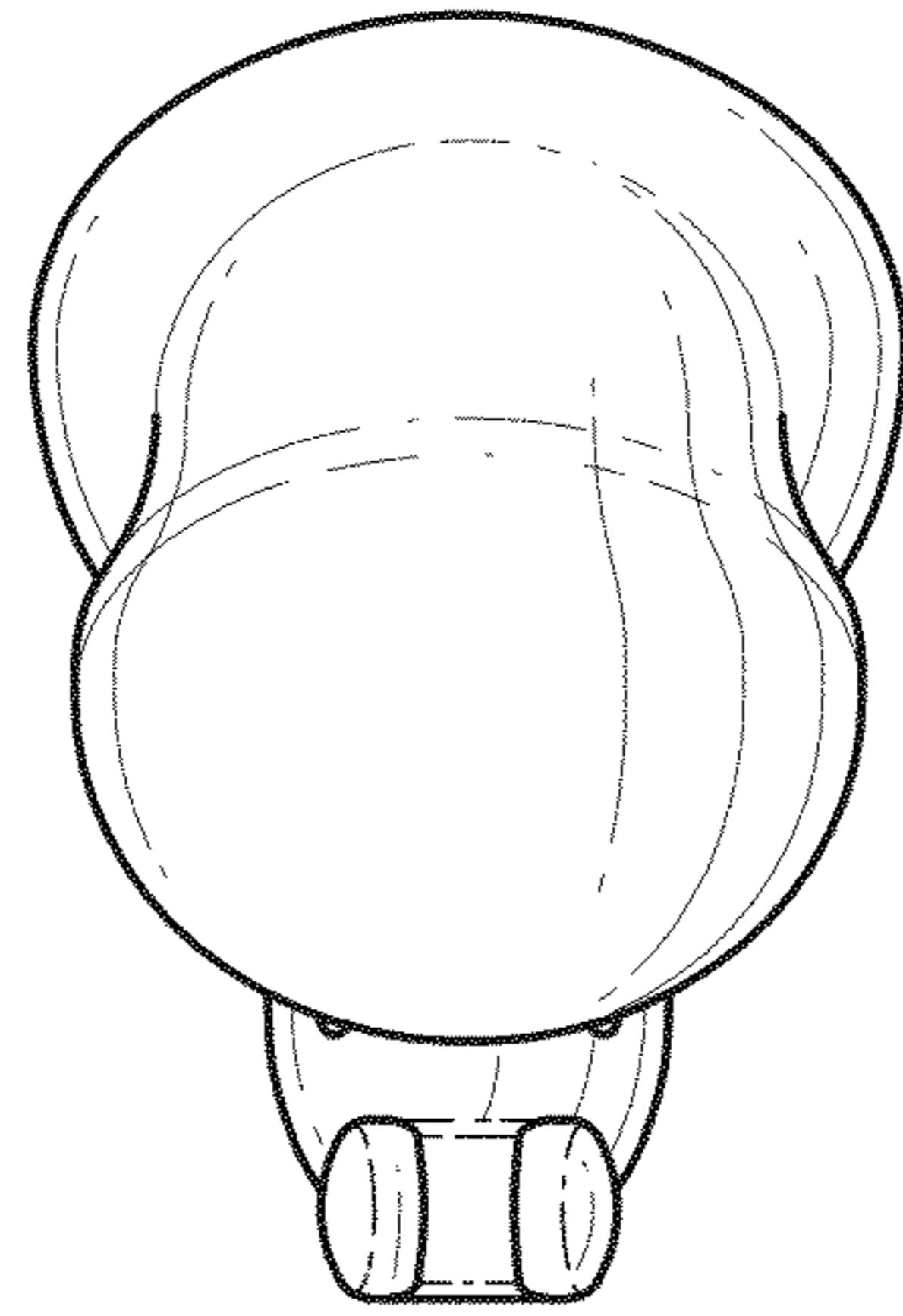


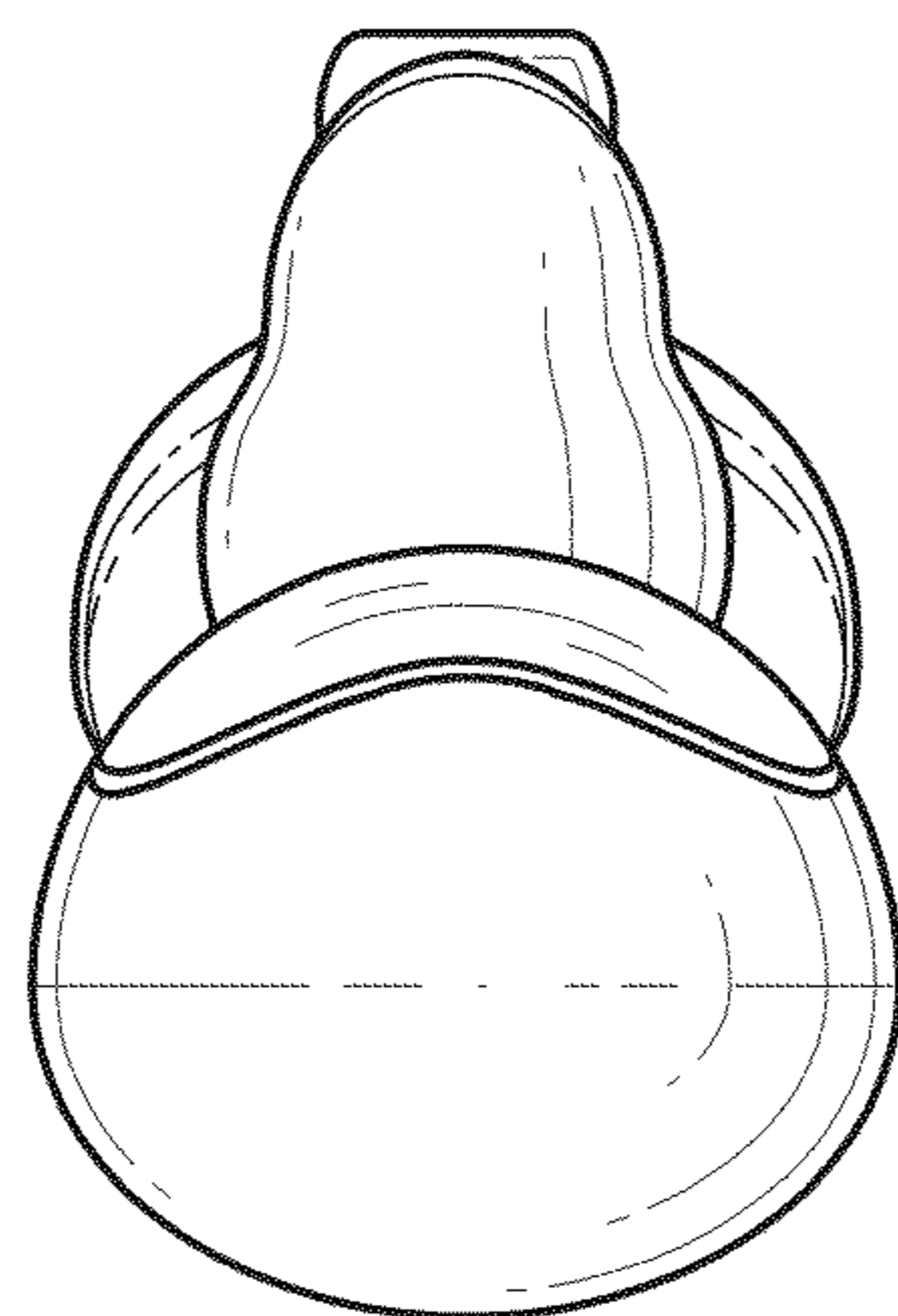
FIG. 3



FIG. 4



*FIG. 5*



*FIG. 6*