

US00D739546S

(12) **United States Design Patent**
Cheung

(10) **Patent No.:** **US D739,546 S**

(45) **Date of Patent:** **** Sep. 22, 2015**

(54) **RABBIT EARS VIBRATOR**

(71) Applicant: **Lai Lam Cheung**, Ma On Shan (HK)

(72) Inventor: **Lai Lam Cheung**, Ma On Shan (HK)

(73) Assignee: **BRANDCORE LTD.** (VG)

(**) Term: **14 Years**

(21) Appl. No.: **29/517,409**

(22) Filed: **Feb. 12, 2015**

(51) **LOC (10) Cl.** **28-03**

(52) **U.S. Cl.**
USPC **D24/215**

(58) **Field of Classification Search**

USPC D24/200, 211, 212, 213, 214, 215;
601/19, 27-32, 46, 49, 52, DIG. 12,
601/DIG. 14, DIG. 15, DIG. 16, DIG. 17, 48
CPC A61H 2201/0153; A61H 2201/0207;
A61H 2201/0263; A61H 2201/0111; A61H
2201/1253; A61H 2205/082; A61H 2205/085;
A61H 15/0085; A61H 19/00; A61H 19/30;
A61H 19/32; A61H 19/40; A61H 19/44;
A61H 19/50

See application file for complete search history.

(56) **References Cited**

U.S. PATENT DOCUMENTS

D197,889 S * 4/1964 Hass D24/194
D611,159 S * 3/2010 Cole et al. D24/200

D620,597 S * 7/2010 Cole et al. D24/200
D631,972 S * 2/2011 Imboden et al. D24/215
D638,132 S * 5/2011 Cole et al. D24/200
D692,571 S * 10/2013 Luzon et al. D24/215
D698,451 S * 1/2014 Tai D24/215
D699,367 S * 2/2014 Lee et al. D24/215
D706,440 S * 6/2014 Hahr et al. D24/215
D706,441 S * 6/2014 Hahr et al. D24/215

* cited by examiner

Primary Examiner — Sandra Snapp

(74) *Attorney, Agent, or Firm* — Richard E. Oney

(57) **CLAIM**

The ornamental design for a rabbit ears vibrator, as shown and described.

DESCRIPTION

FIG. 1 is a perspective view of a rabbit ears vibrator with the ornamental design;

FIG. 2 is a front elevation view of the rabbit ears vibrator of FIG. 1;

FIG. 3 is a rear elevation view of the rabbit ears vibrator of FIG. 1;

FIG. 4 is a side elevation view of the rabbit ears vibrator of FIG. 1;

FIG. 5 is a top plan view of the rabbit ears vibrator of FIG. 1; and,

FIG. 6 is a bottom plan view of the rabbit ears vibrator of FIG. 1.

The broken lines shown in the drawings are for illustrative purposes only and form no part of the claimed design.

1 Claim, 4 Drawing Sheets

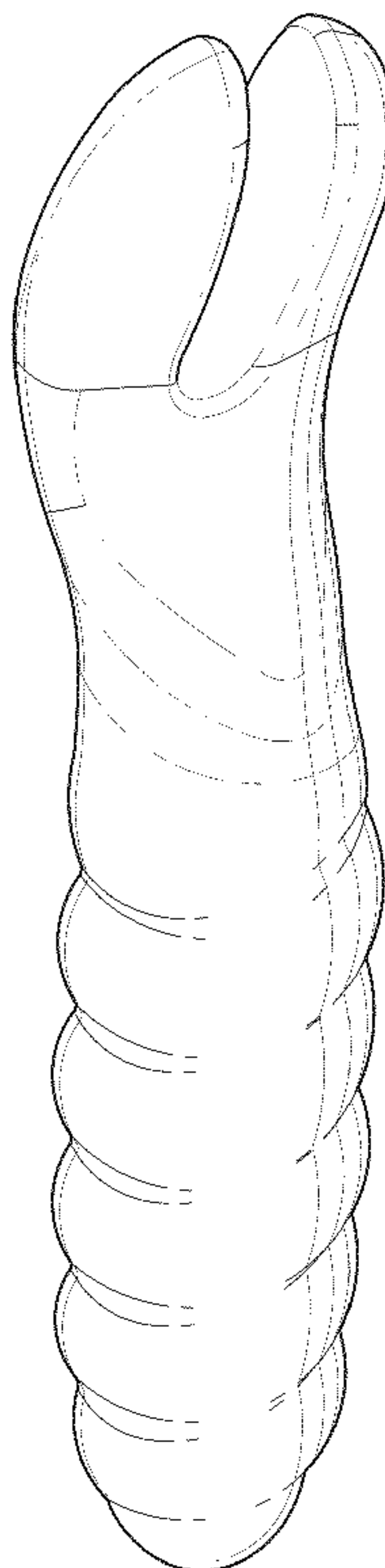




FIG. 1

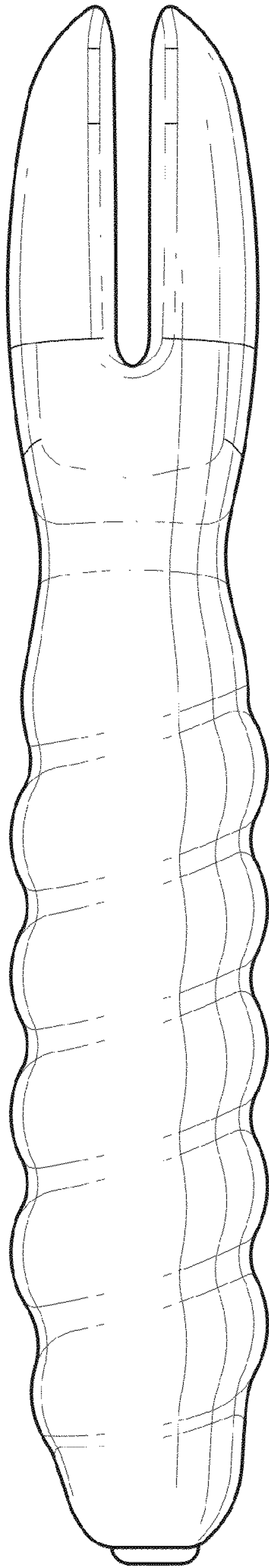


FIG. 2

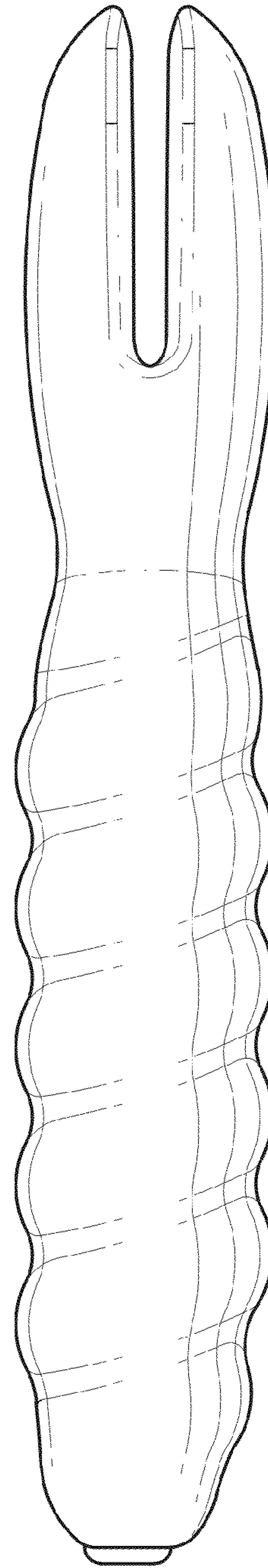


FIG. 3

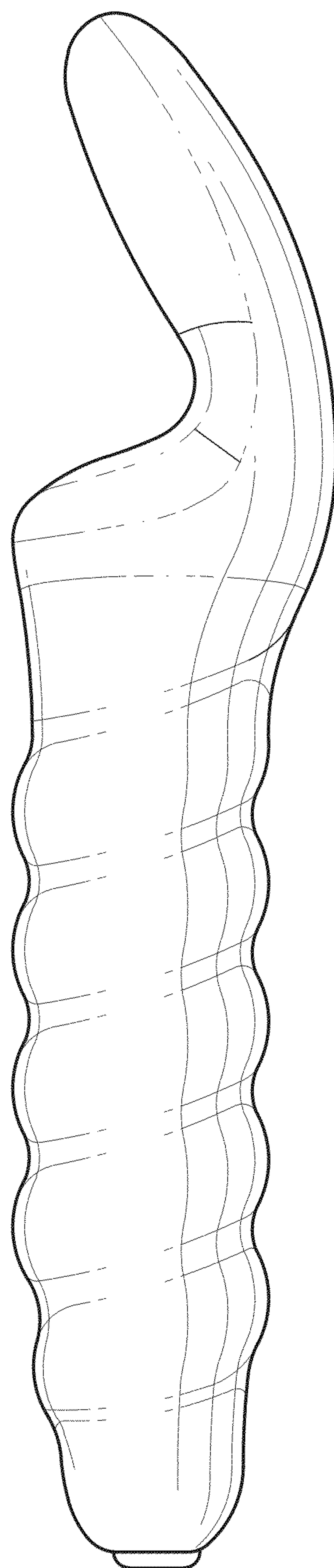


FIG. 4

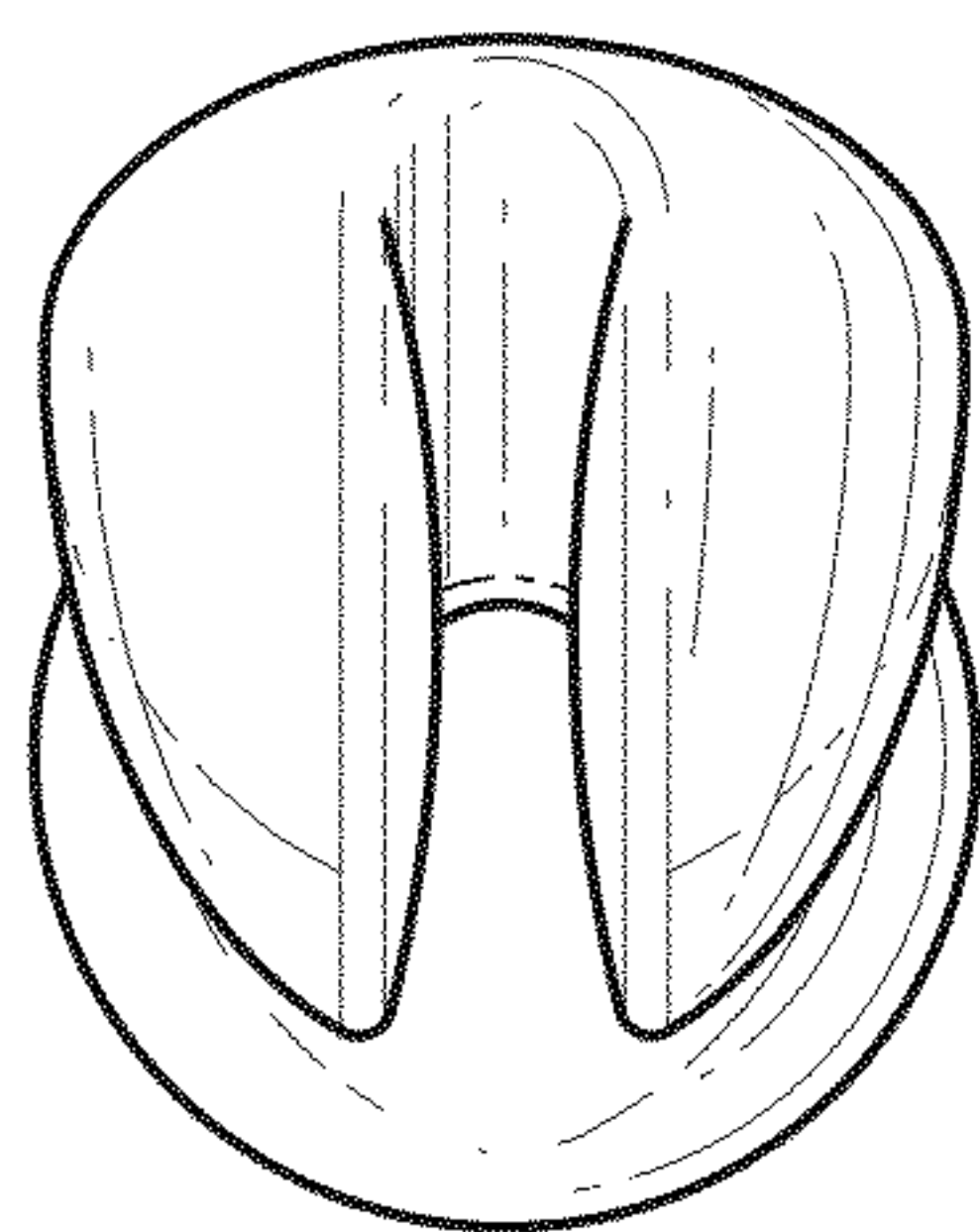


FIG. 5

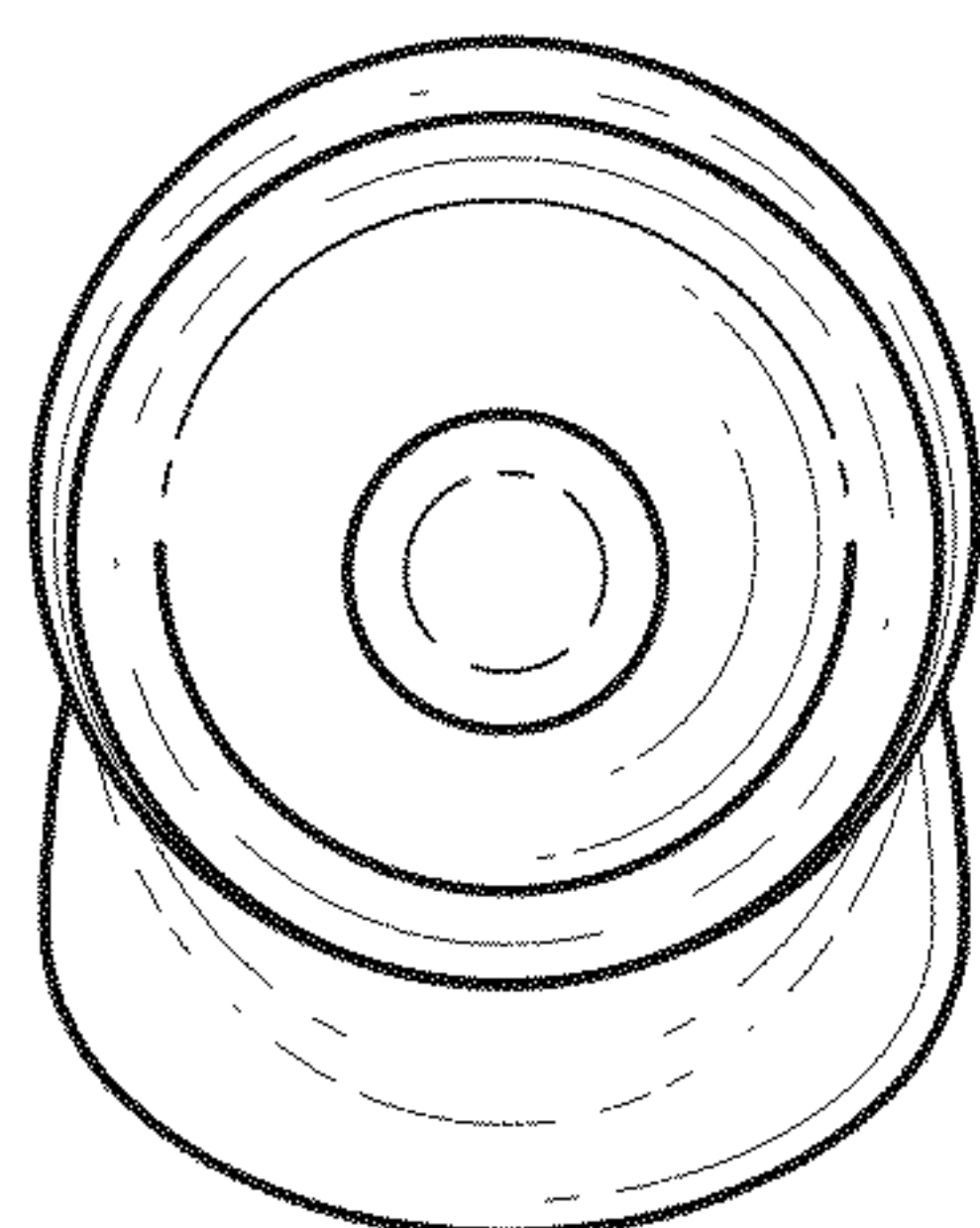


FIG. 6