



US00D739543S

(12) **United States Design Patent**
Ma

(10) **Patent No.:** **US D739,543 S**

(45) **Date of Patent:** **** Sep. 22, 2015**

(54) **EYE MASSAGER**

(71) Applicant: **SHENZHEN BREO TECHNOLOGY CO., LTD.**, Shenzhen (CN)

(72) Inventor: **Xuejun Ma**, Shenzhen (CN)

(73) Assignee: **SHENZHEN BREO TECHNOLOGY CO., LTD.**, Shenzhen (CN)

(**) Term: **14 Years**

(21) Appl. No.: **29/460,506**

(22) Filed: **Jul. 11, 2013**

(30) **Foreign Application Priority Data**

Jan. 11, 2013 (CN) 2013 3 0007995

(51) **LOC (10) CL.** **28-03**

(52) **U.S. CL.**
USPC **D24/215**

(58) **Field of Classification Search**

USPC D24/211–215; 601/114, 120, 121, 124,
601/125, 130, 131, 134, 135, 136, 137;
D28/91.2

CPC A61H 19/00; A61H 19/30; A61H 19/32;
A61H 19/34; A61H 19/40; A61H 19/44;
A61H 19/50

See application file for complete search history.

(56) **References Cited**

U.S. PATENT DOCUMENTS

3,996,929	A *	12/1976	Mabuchi	601/124
D247,312	S *	2/1978	Zeiss	D24/215
D250,835	S *	1/1979	Grube	D24/215
D253,790	S *	12/1979	Grube	D24/215
D355,033	S *	1/1995	Lee	D24/190
5,545,456	A *	8/1996	Suida	428/76
D378,418	S *	3/1997	Bowker et al.	D24/215
D389,585	S *	1/1998	Leventhal et al.	D24/215
D693,016	S *	11/2013	Ma	D24/215

* cited by examiner

Primary Examiner — Sandra Snapp

(74) *Attorney, Agent, or Firm* — Hamre, Schumann, Mueller & Larson, P.C.

(57) **CLAIM**

The ornamental design for an eye massager, as shown and described.

DESCRIPTION

FIG. 1 is a perspective view of the eye massager;
FIG. 2 is a front view of the eye massager;
FIG. 3 is a back view of the eye massager;
FIG. 4 is a left side view of the eye massager;
FIG. 5 is a right side view of the eye massager;
FIG. 6 is a top view of the eye massager;
FIG. 7 is a bottom view of the eye massager; and,
FIG. 8 is a changed state view of the eye massager.

1 Claim, 8 Drawing Sheets





FIG.1




FIG.2




FIG. 3



FIG. 4



FIG.5




FIG.6




FIG.7



FIG.8