

US00D739519S

(12) **United States Design Patent**
Davi

(10) **Patent No.:** **US D739,519 S**

(45) **Date of Patent:** **** Sep. 22, 2015**

(54) **NASAL CLIP**

(71) Applicant: **Richard A. Davi**, Glenwood, NJ (US)

(72) Inventor: **Richard A. Davi**, Glenwood, NJ (US)

(**) Term: **14 Years**

(21) Appl. No.: **29/494,901**

(22) Filed: **Jun. 25, 2014**

(51) **LOC (10) Cl.** **24-04**

(52) **U.S. Cl.**
USPC **D24/106**

(58) **Field of Classification Search**
USPC D24/106, 135, 143, 164, 200; D8/394;
D32/61
CPC A61F 5/08; A61F 5/56; A61H 39/04;
A62B 9/06

See application file for complete search history.

(56) **References Cited**

U.S. PATENT DOCUMENTS

D207,844 S * 6/1967 Goldman D32/61
5,366,475 A * 11/1994 Voss et al. 606/204
D375,552 S * 11/1996 Davi D24/106

5,662,679 A * 9/1997 Voss et al. 606/204
5,713,833 A * 2/1998 Milligan 601/133
5,850,834 A * 12/1998 Yoshida et al. 128/204.12
D616,559 S * 5/2010 Boyer D24/200
D623,306 S * 9/2010 Boyer D24/200
D670,396 S * 11/2012 Doogan D24/200
D683,015 S * 5/2013 Zisser D24/110.5
D719,662 S * 12/2014 Pope D24/191

* cited by examiner

Primary Examiner — Ian Simmons

Assistant Examiner — Richelle G Shelton

(74) *Attorney, Agent, or Firm* — Francis C. Hand; Carella, Byrne, et al.

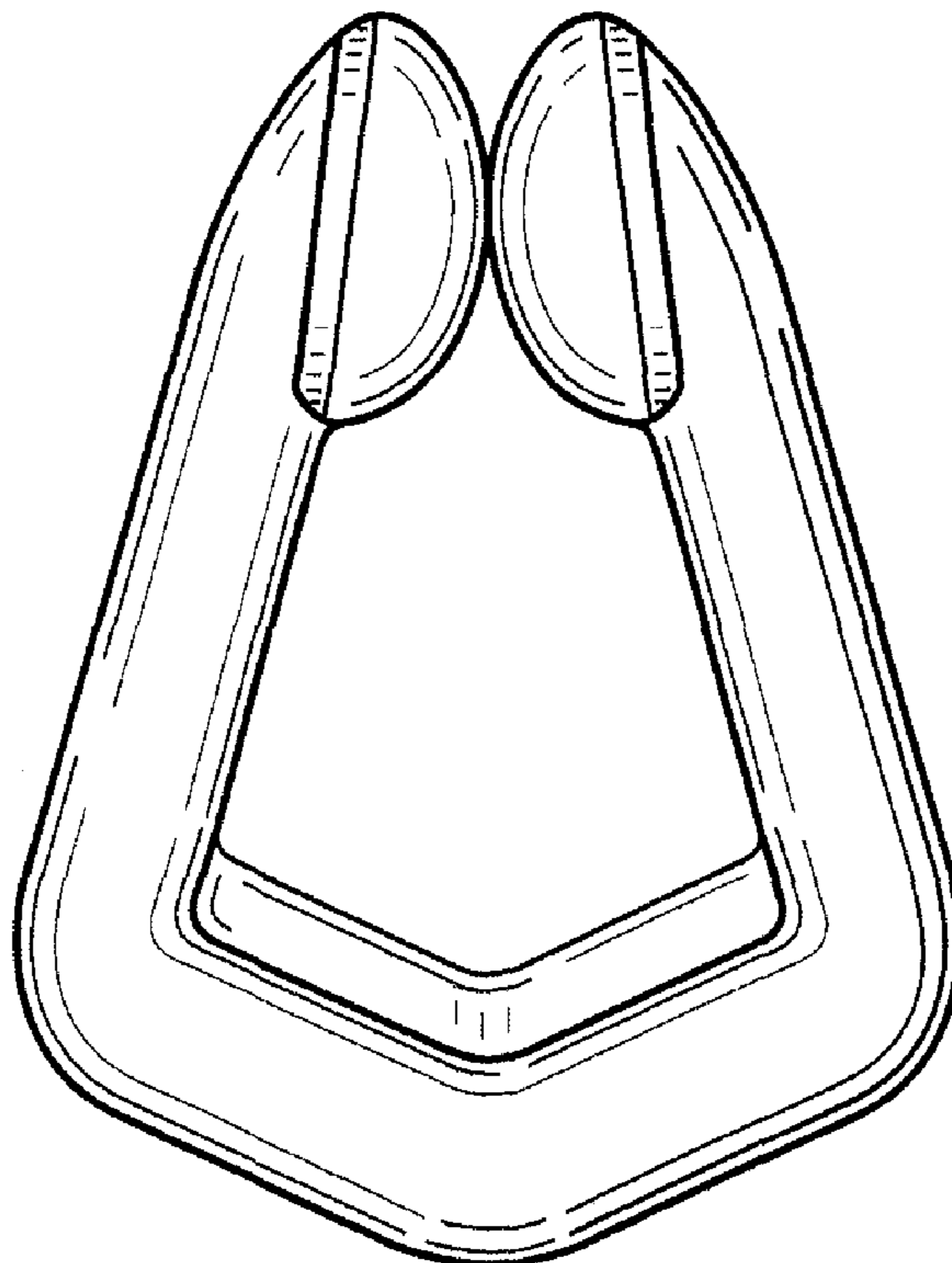
(57) **CLAIM**

The ornamental design of a nasal clip, as shown and described.

DESCRIPTION

FIG. 1 illustrates a TOP view of a nasal clip in accordance with the invention;
FIG. 2 illustrates a front view of the nasal clip of FIG. 1,
FIG. 3 illustrates a side view of the nasal clip of FIG. 1, all side views are identical; and,
FIG. 4 illustrates a bottom view of the nasal clip of FIG. 1.

1 Claim, 1 Drawing Sheet



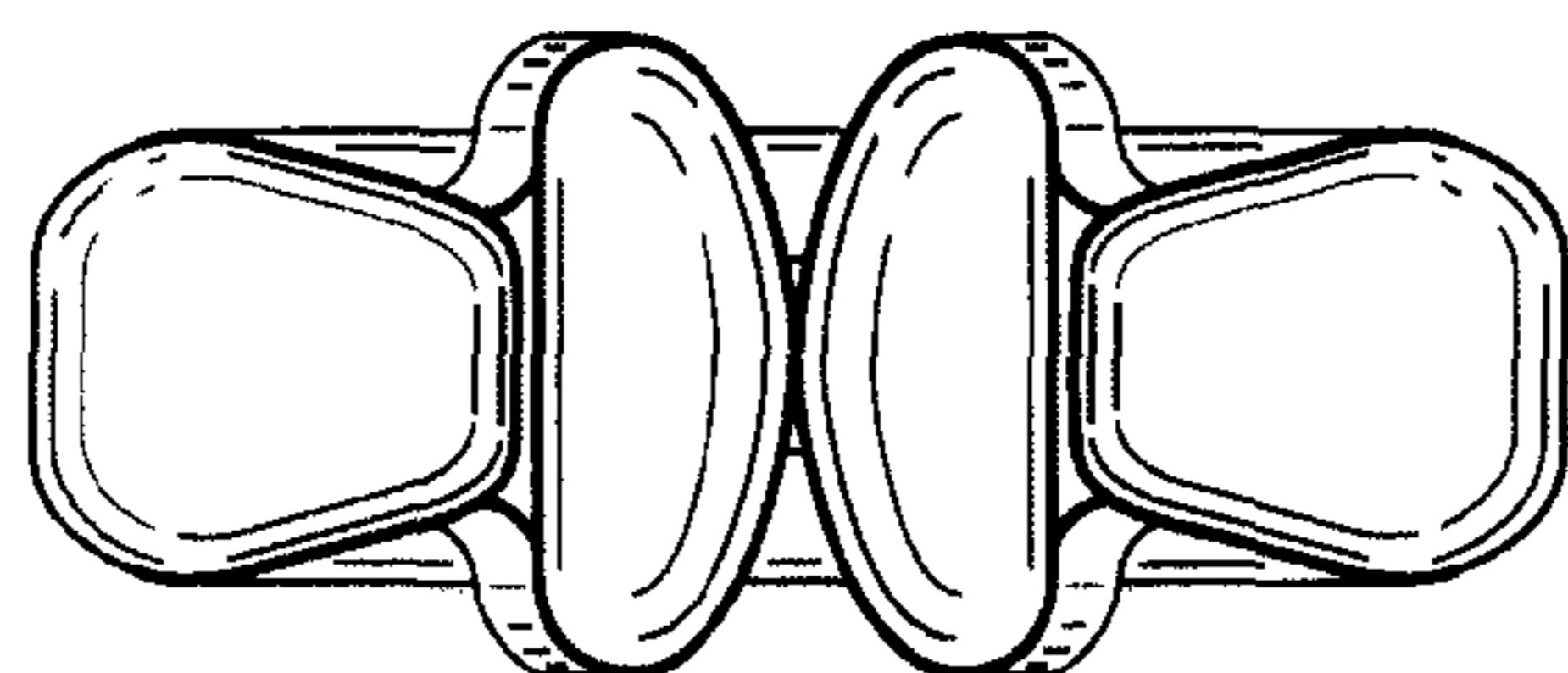


FIG. 1

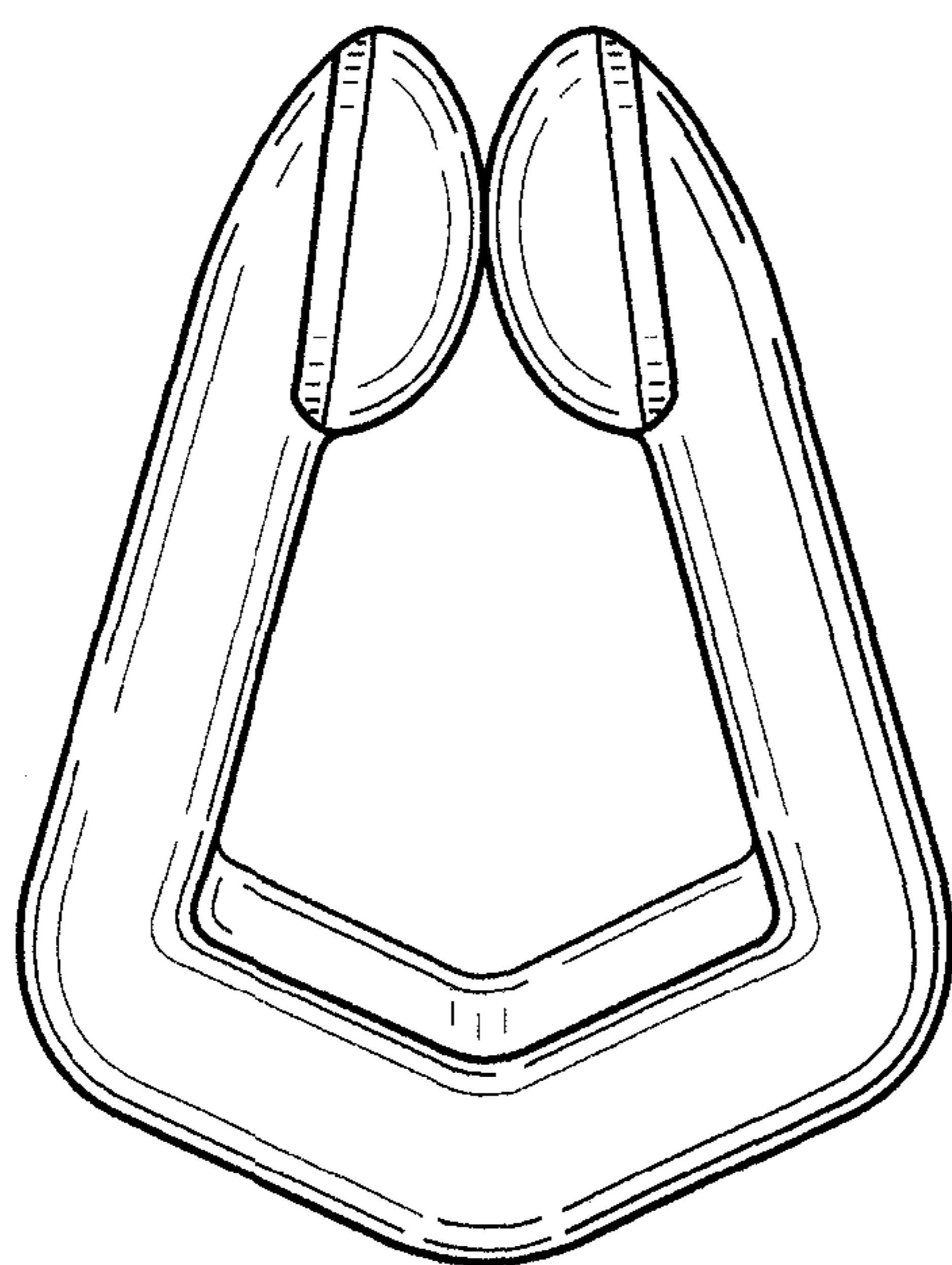


FIG. 2

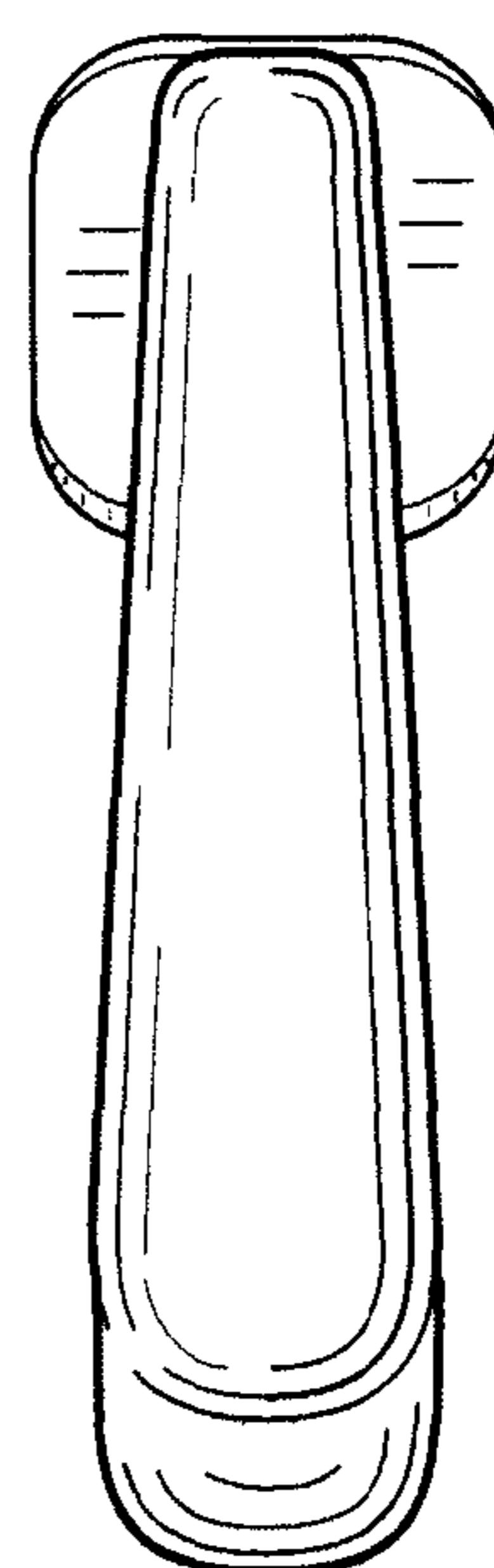


FIG. 3




FIG. 4