



US00D739515S

(12) **United States Design Patent**
Johnson et al.

(10) **Patent No.:** **US D739,515 S**
(45) **Date of Patent:** **** Sep. 22, 2015**

(54) **VENT CONDUIT**

(76) Inventors: **Wesley Johnson**, Richibucto (CA);
Maurice Daigle, Richibucto (CA); **Rick Nowlan**, Richibucto (CA)

(**) Term: **14 Years**

(21) Appl. No.: **29/429,825**

(22) Filed: **Aug. 17, 2012**

(51) **LOC (10) Cl.** **23-04**

(52) **U.S. Cl.**
USPC **D23/393**

(58) **Field of Classification Search**
USPC D23/385–395, 397, 370–373, 365, 354,
D23/399–403, 421, 499, 266; 454/309,
454/275–277, 284, 287–291, 358–363;
52/302.1, 32.07; 285/229, 189, 183,
285/123.1, 15, 114, 110, 424, 197;
138/118, 119–123, 129, 130, 135
See application file for complete search history.

(56) **References Cited**

U.S. PATENT DOCUMENTS

D296,355 S * 6/1988 Kanao D23/266
D297,158 S * 8/1988 Marton et al. D23/387

D307,174 S * 4/1990 Bjorkman et al. D23/266
D327,122 S * 6/1992 Holmgren D23/371
D413,657 S * 9/1999 Lidgett D23/266
D413,968 S * 9/1999 Lester et al. D23/266
D419,653 S * 1/2000 Lidgett D23/266
D425,184 S * 5/2000 Lidgett D23/266
D460,546 S * 7/2002 Sjoberg D23/370
D566,826 S * 4/2008 Liebson et al. D23/393
7,574,878 B2 * 8/2009 Schroeder 68/12.19
D611,576 S * 3/2010 Tokuno D23/266
D671,196 S * 11/2012 Montalvo et al. D23/266

* cited by examiner

Primary Examiner — David Muller

(74) *Attorney, Agent, or Firm* — Timothy D. Bennett;
Emerson Thomson Bennett


(57) **CLAIM**

The ornamental design for a vent conduit, as shown and described.

DESCRIPTION

FIG. 1 is a side view of a vent conduit according to the present design;
FIG. 2 is a side view of a male connector positioned at one end of the vent conduit shown in FIG. 1. The connector is shown separated for clarity of illustration; and,
FIG. 3 is a side perspective view of a female connector positioned at the other end of the vent conduit shown in FIG. 1. The connector is shown separated for clarity of illustration.

1 Claim, 3 Drawing Sheets






FIG. 1




FIG. 2




FIG. 3