



US00D739493S

(12) **United States Design Patent**
Wyne

(10) **Patent No.:** **US D739,493 S**

(45) **Date of Patent:** **** Sep. 22, 2015**

(54) **NOZZLE ADAPTOR**

(71) Applicant: **Mark W. Wyne**, Chesterfield, MO (US)

(72) Inventor: **Mark W. Wyne**, Chesterfield, MO (US)

(73) Assignee: **Combined Manufacturing, Inc.**,
Chesterfield, MO (US)

(**) Term: **14 Years**

(21) Appl. No.: **29/474,661**

(22) Filed: **Dec. 18, 2014**

Related U.S. Application Data

(62) Division of application No. 29/442,096, filed on Dec. 5, 2012, now Pat. No. Des. 724,699.

(51) **LOC (10) Cl.** **23-01**

(52) **U.S. Cl.**
USPC **D23/200**

(58) **Field of Classification Search**

USPC D23/259, 260, 262, 266; D15/5; D8/21,
D8/387, 356, 397; D9/448; D26/138;
D13/151; 285/148.22, 390, 148.19;
138/89; D27/148

CPC F16L 25/14; F16L 15/006; F16L 55/132;
E21B 17/042

See application file for complete search history.

(56) **References Cited**

U.S. PATENT DOCUMENTS

D126,409 S * 4/1941 Trott D8/387
2,866,473 A 12/1958 Schutter
3,346,279 A 10/1967 Jaroslaw et al.
3,471,179 A * 10/1969 Sixt 285/148.22
D227,763 S * 7/1973 Hand D23/262
3,794,364 A * 2/1974 Williams 285/390
D234,847 S * 4/1975 Hoffman D23/262
D243,510 S * 3/1977 Shirey et al. D23/316
D243,582 S * 3/1977 Shirey D23/316
D252,630 S * 8/1979 Howes D15/5

D254,802 S * 4/1980 Hayes D23/262
D258,526 S 3/1981 Nederman
D263,992 S * 4/1982 Ebert D23/262
4,423,526 A 1/1984 Izzi, Sr.
D278,310 S * 4/1985 Allen D8/21
D283,342 S * 4/1986 Tisserat et al. D23/262
D285,651 S * 9/1986 Iwata et al. D8/387
4,609,811 A 9/1986 Danner
D317,862 S * 7/1991 Yamamoto D8/387
D320,162 S * 9/1991 Sorenson D9/448
D325,428 S * 4/1992 Vitsur D23/259

(Continued)

FOREIGN PATENT DOCUMENTS

CN 302123996 * 10/2012
CN 302129986 * 10/2012

OTHER PUBLICATIONS

DKOS Female Fittings—YH Hydraulic, Announced Mar. 22, 2013,
[Site Visited May 11, 2015]http://www.yhhoseassembly.com/dkos-
female-fittings-112.html.*

(Continued)

Primary Examiner — John Windmuller
Assistant Examiner — Luqman McNeil
(74) *Attorney, Agent, or Firm* — Paul M. Denk

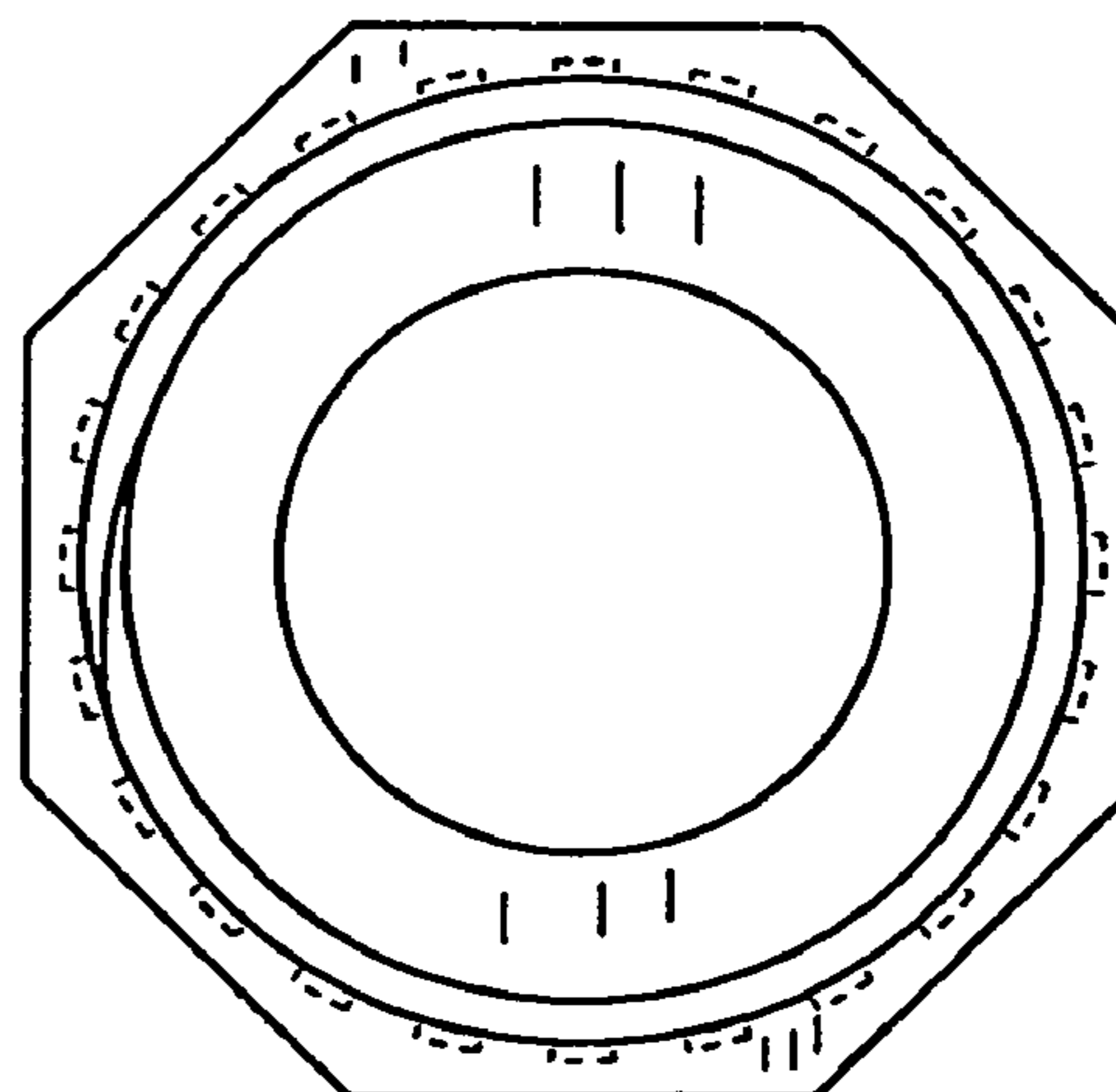
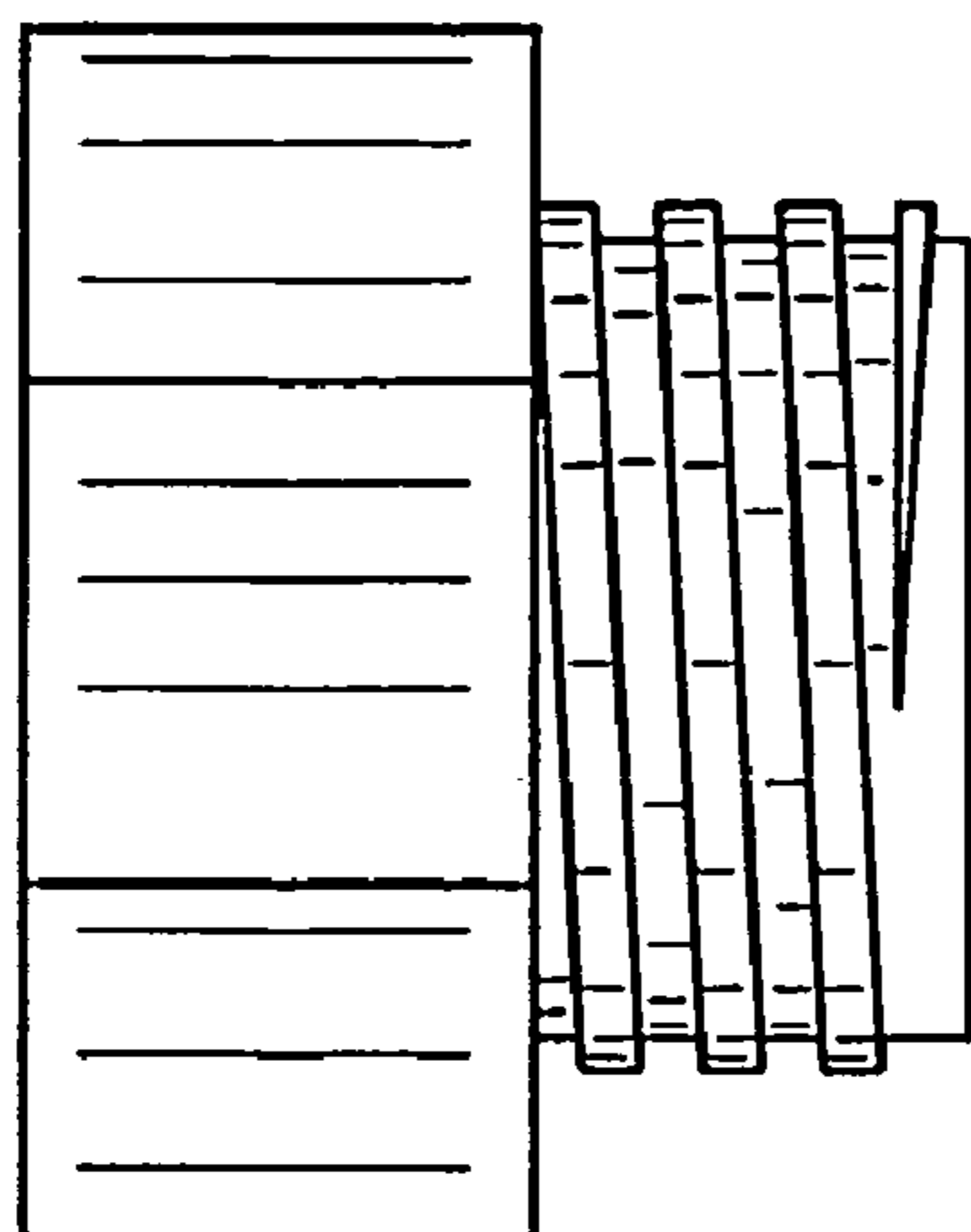
(57) **CLAIM**

The ornamental design for the nozzle adaptor, as shown and described.

DESCRIPTION

FIG. 1 provides a side view of the nozzle adaptor of this invention;
FIG. 2 is a top view;
FIG. 3 is an opposite side view;
FIG. 4 is a bottom view;
FIG. 5 is a back view; and,
FIG. 6 is a front view.

1 Claim, 1 Drawing Sheet



(56)

References Cited

U.S. PATENT DOCUMENTS

D334,336 S * 3/1993 Terrels et al. D8/387
 D336,510 S * 6/1993 Sawtelle D23/262
 D344,242 S 2/1994 Weise et al.
 D363,767 S * 10/1995 Swaim D23/260
 D374,814 S * 10/1996 Saito D8/387
 5,701,935 A * 12/1997 Vasudeva 138/89
 D397,413 S 8/1998 Sapp
 D402,354 S 12/1998 Strong et al.
 5,842,727 A * 12/1998 Shade 285/148.19
 D415,016 S * 10/1999 Murguia D8/387
 D426,146 S * 6/2000 Bruns et al. D8/387
 D452,343 S * 12/2001 Pan D26/138
 D463,537 S * 9/2002 Koza et al. D23/262
 D464,253 S * 10/2002 Nimberger et al. D8/387
 6,488,845 B1 12/2002 Neufeld et al.
 D483,659 S * 12/2003 Naumoff D8/387
 D484,577 S * 12/2003 Brue et al. D23/259
 D509,924 S * 9/2005 Chen D27/148
 D531,491 S * 11/2006 Liu D8/387
 D531,706 S * 11/2006 Wagner et al. D23/266
 D531,888 S * 11/2006 Barnes D8/382
 D532,682 S * 11/2006 Maciag D8/387
 D543,259 S * 5/2007 Chueh et al. D23/262
 D543,947 S 6/2007 Phung et al.

D554,067 S * 10/2007 Phung et al. D13/151
 D554,237 S * 10/2007 Lewis et al. D23/259
 D563,216 S * 3/2008 Suehiro et al. D8/387
 D569,955 S * 5/2008 Chen D23/262
 D573,877 S * 7/2008 Vautour D8/387
 D576,258 S 9/2008 Ribers
 D584,137 S * 1/2009 Edge, Jr. D8/387
 D589,786 S * 4/2009 Suehiro et al. D8/387
 D601,507 S * 10/2009 Rodrigues D13/151
 D607,546 S * 1/2010 Forsythe D23/262
 D610,240 S * 2/2010 Tausch D23/262
 D622,582 S * 8/2010 Lottner et al. D8/387
 D625,171 S * 10/2010 Kiely D8/356
 D638,104 S * 5/2011 Govoni et al. D23/262
 D645,545 S * 9/2011 Forsythe D23/262
 D661,787 S * 6/2012 Johnson D23/262
 D676,943 S 2/2013 Kluss et al.
 D688,283 S 8/2013 Choi
 2002/0134854 A1 9/2002 Jones

OTHER PUBLICATIONS

Hose Inlet Connection—Cascade Fire Equipment Company
 ,Announced May 16, 2007, [Site Visited May 11, 2015]<http://www.cascadefire.com/index.php/valves-and-fittings/hose-fittings-and-adapters/hose-inlet-connections.html>.*

* cited by examiner

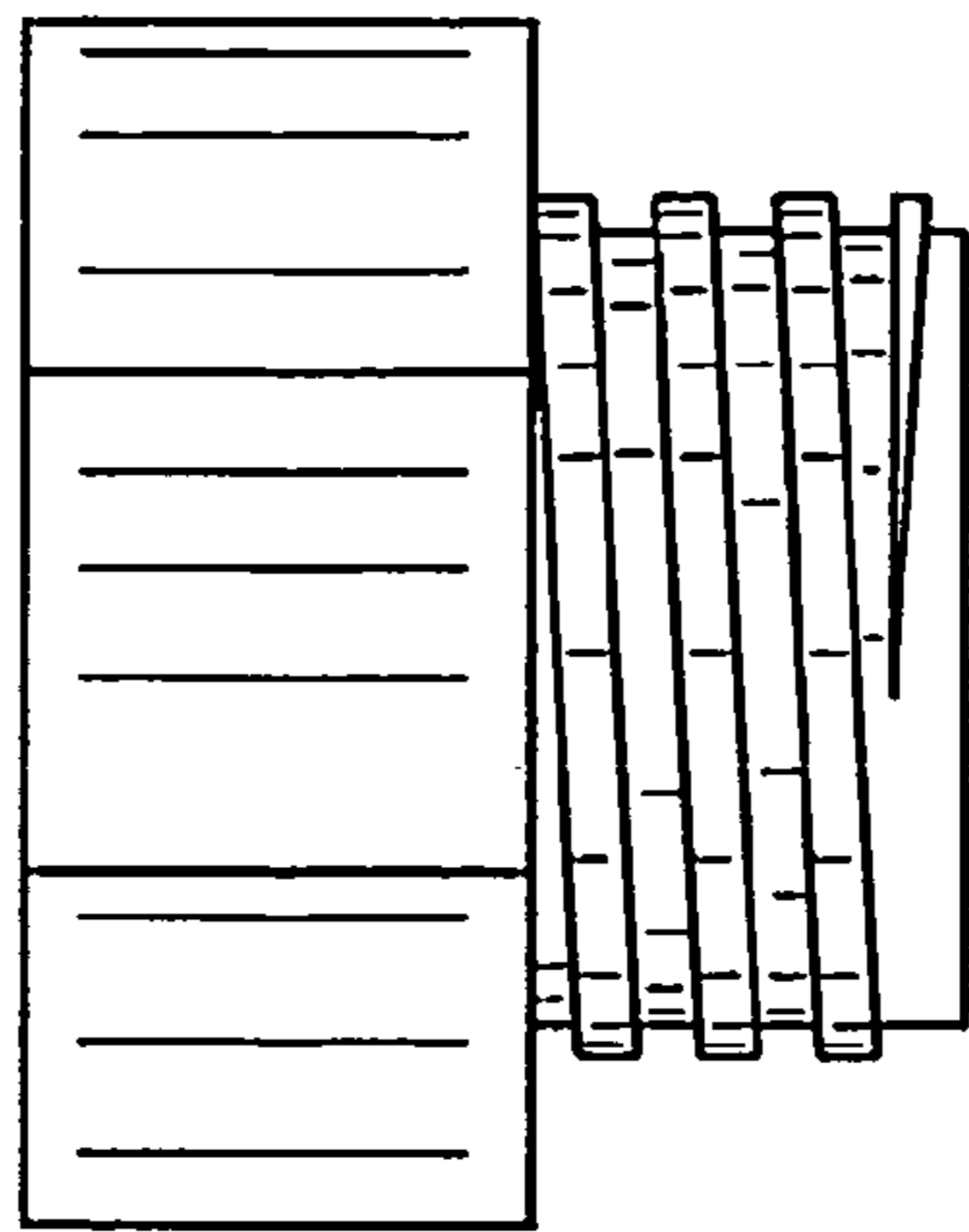


FIG. 1

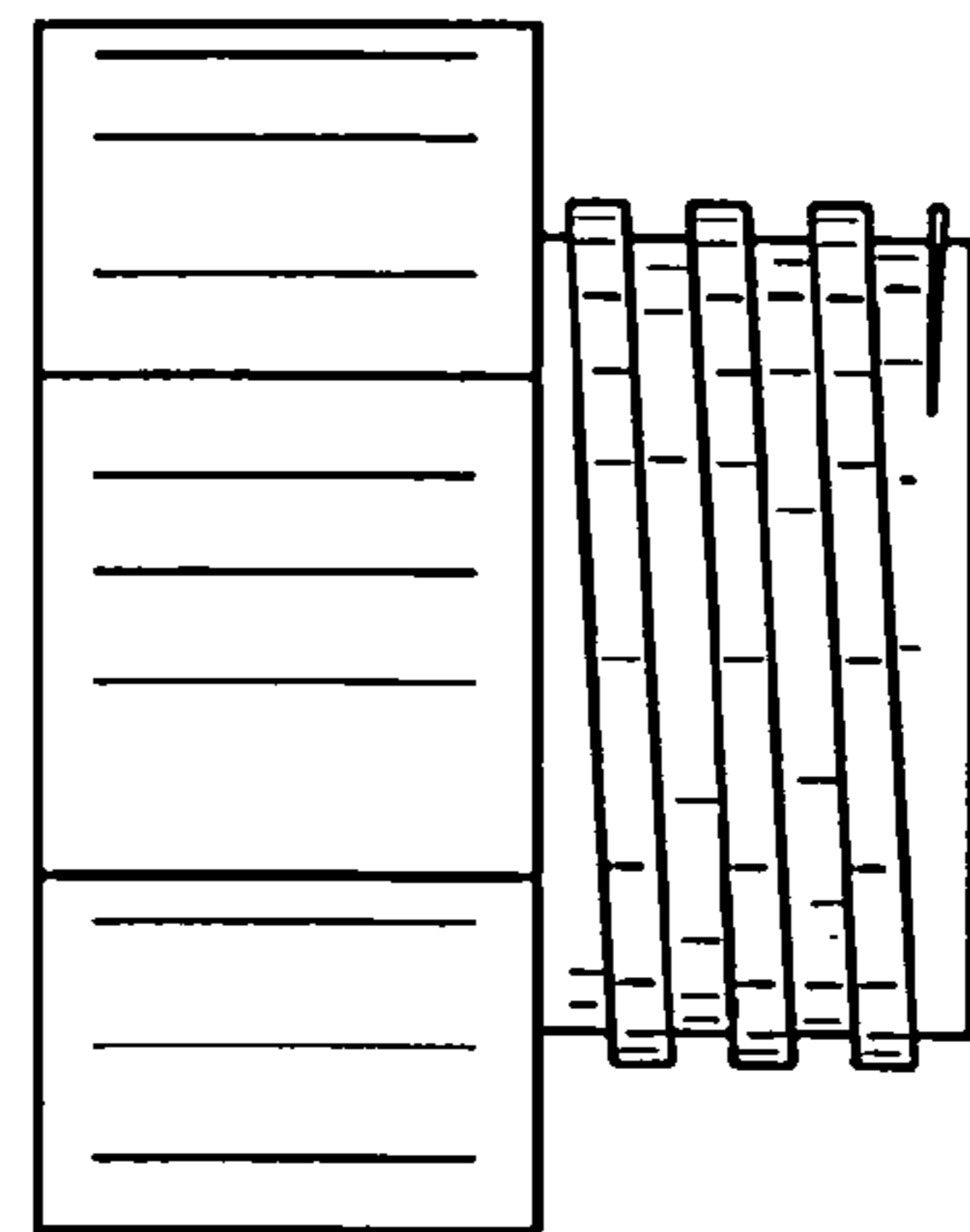


FIG. 2

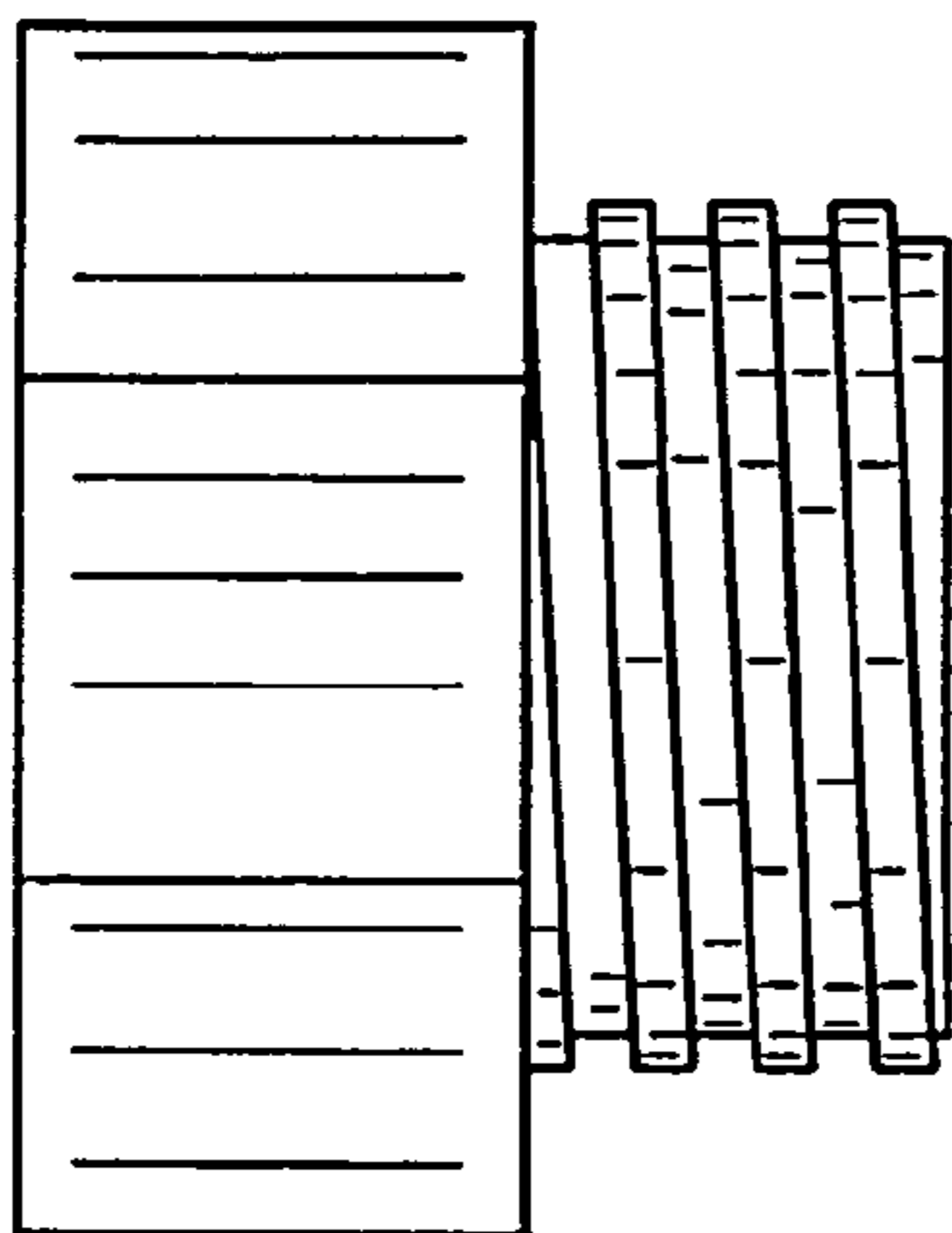


FIG. 3

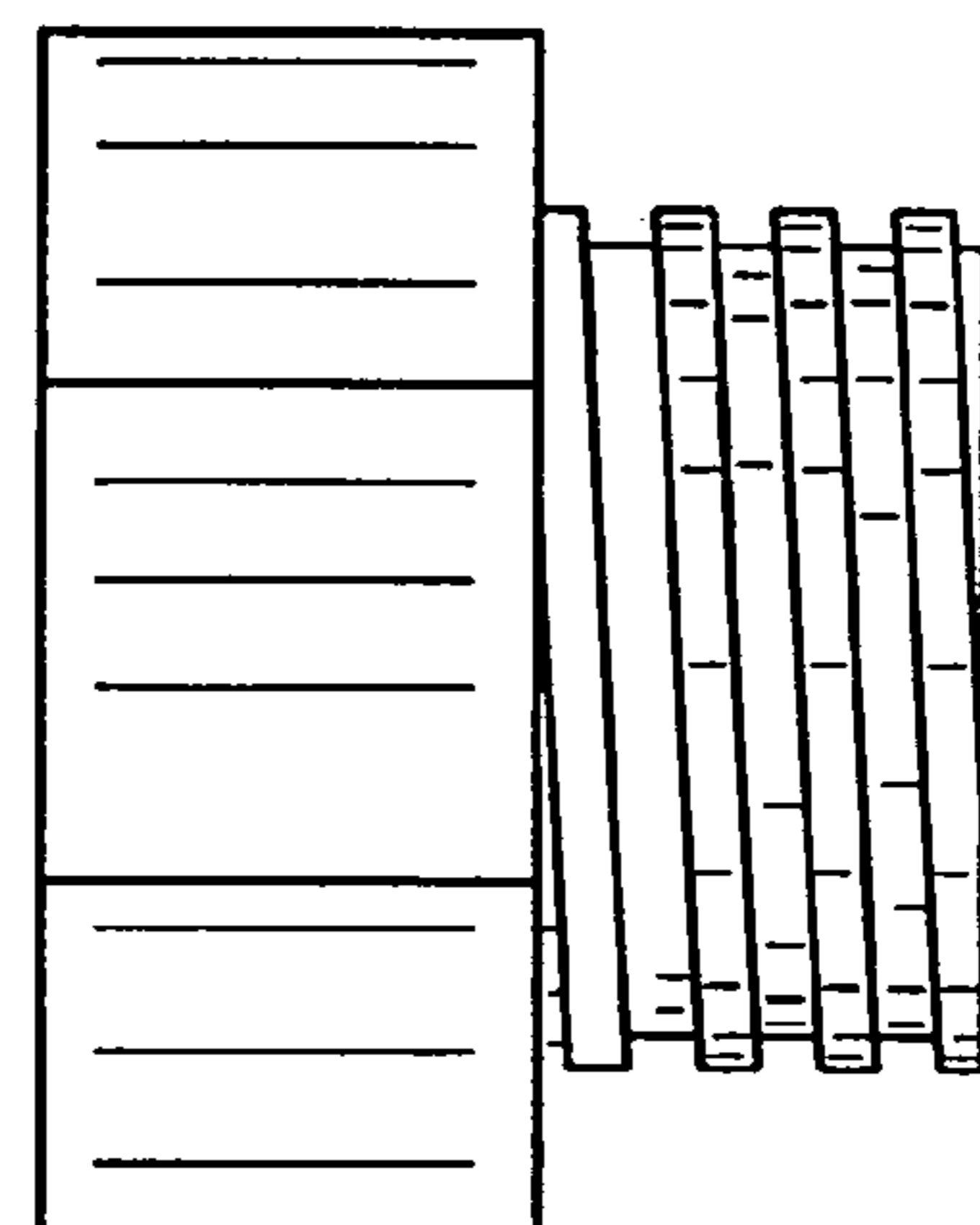


FIG. 4

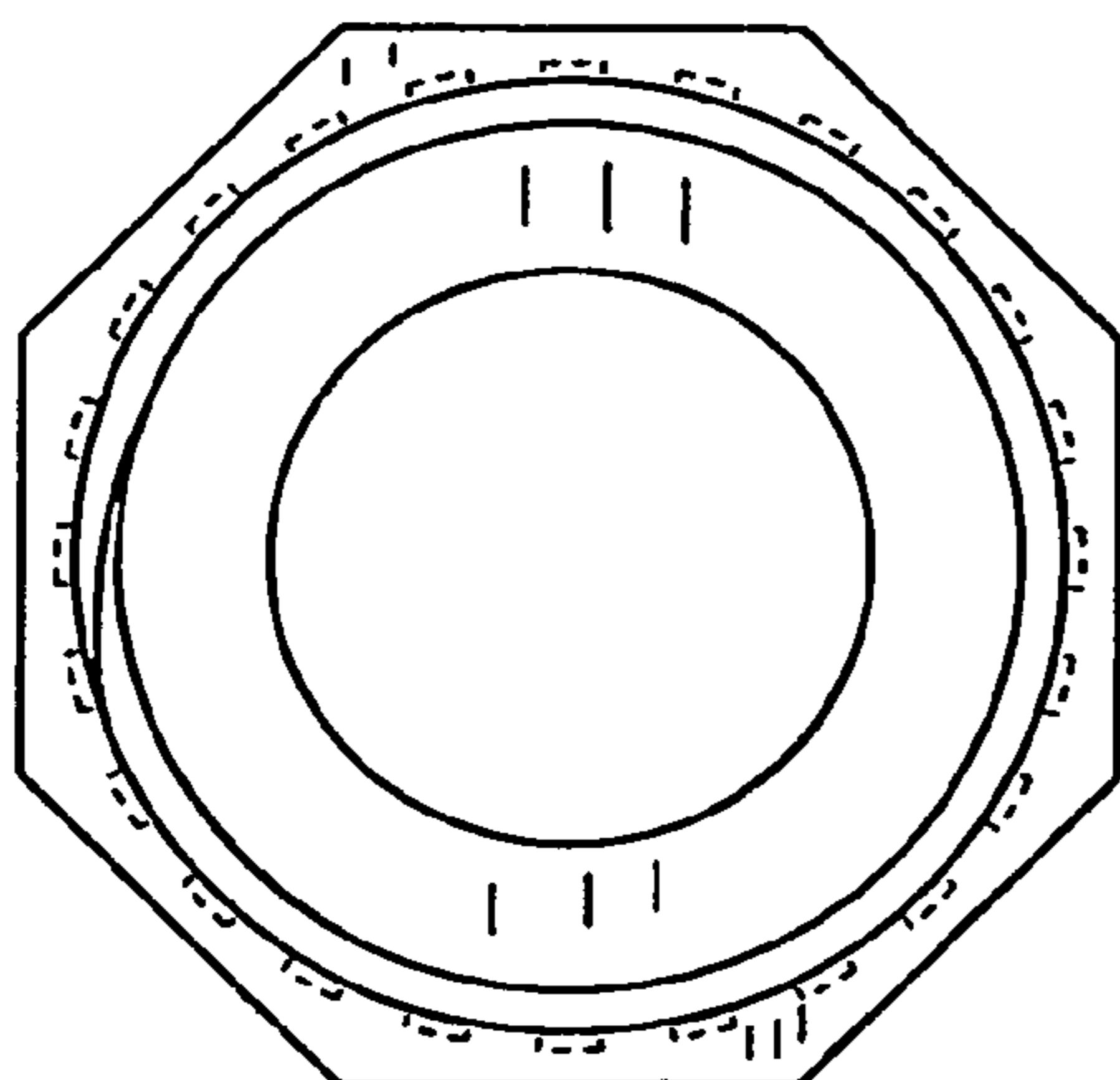


FIG. 5

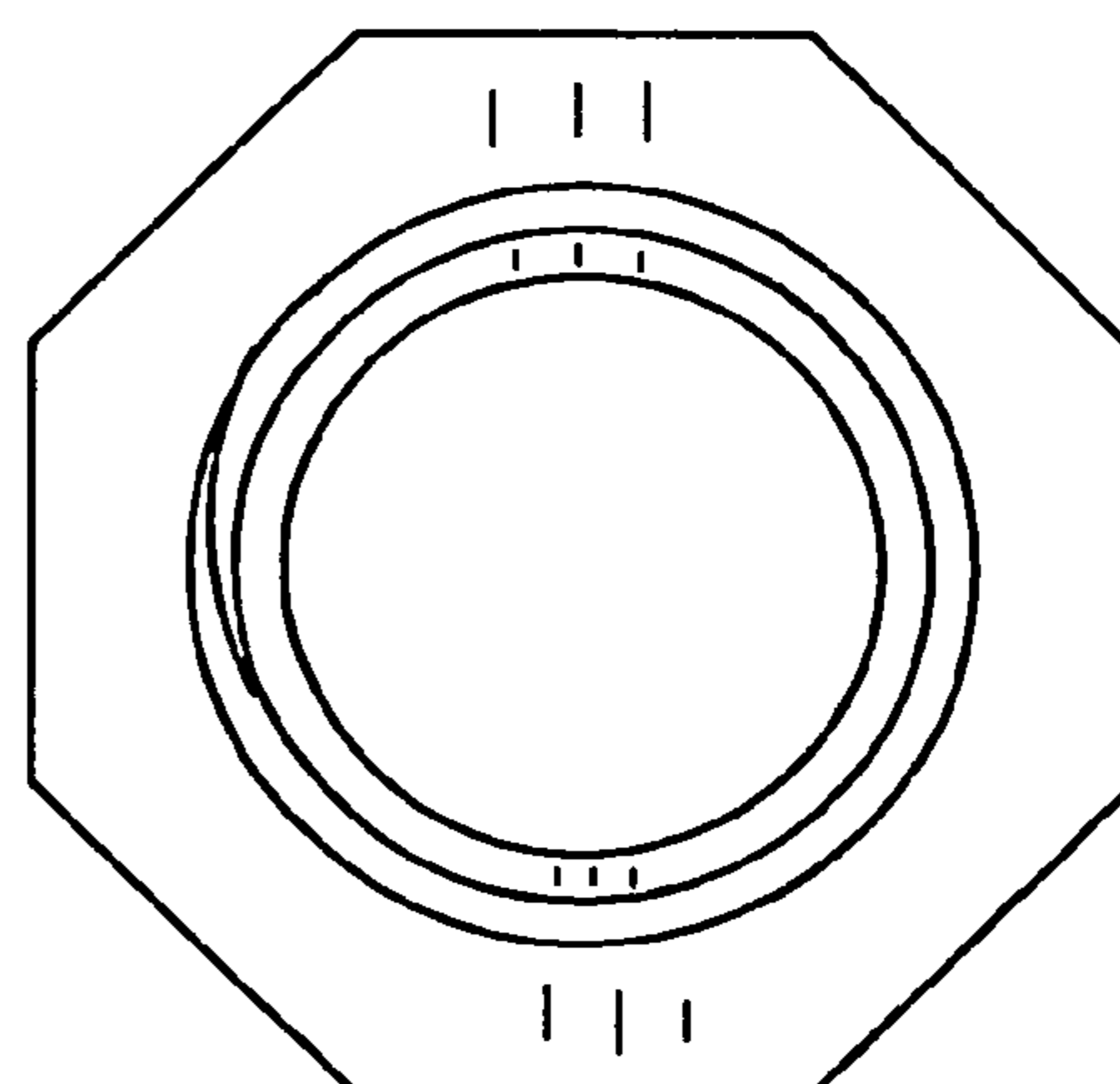


FIG. 6