



US00D739473S

(12) **United States Design Patent**
Padilla

(10) **Patent No.:** **US D739,473 S**

(45) **Date of Patent:** **** *Sep. 22, 2015**

(54) **ROCKET BALLOON**

(56) **References Cited**

(71) Applicant: **Convertidora Industrial, S.A.B. de C.V.**, Guadalajara (MX)

U.S. PATENT DOCUMENTS

(72) Inventor: **Jorge Salcedo Padilla**, Guadalajara (MX)

1,718,508	A *	6/1929	White	446/225
2,763,958	A *	9/1956	Lemelson	446/225
3,025,635	A *	3/1962	Walters et al.	446/225
3,229,418	A *	1/1966	Dragich	446/225
3,397,481	A *	8/1968	Boese	446/52
4,080,751	A *	3/1978	Copstead	446/220
D283,144	S *	3/1986	Jensen	D21/440
D323,683	S *	2/1992	Isaacs	D21/440
D349,311	S *	8/1994	Isaacs	D21/440
D384,985	S *	10/1997	Cronic	D21/440
D430,230	S *	8/2000	Hwang	D21/440
D529,557	S *	10/2006	Greenwald	D21/405
D638,502	S *	5/2011	Paul	D21/568
2003/0064658	A1 *	4/2003	Zheng	446/220
2006/0105667	A1 *	5/2006	Smith et al.	446/220
2008/0045117	A1 *	2/2008	Marin Hernandez	446/220

(73) Assignee: **Convertidora Industrial, S.A.B., DE C.V.**, Guadalajara, Jalisco (MX)

(*) Notice: This patent is subject to a terminal disclaimer.

(**) Term: **14 Years**

* cited by examiner

(21) Appl. No.: **29/454,573**

Primary Examiner — Martie K Holtje

(22) Filed: **May 10, 2013**

(74) Attorney, Agent, or Firm — Jones Walker LLP

(51) **LOC (10) Cl.** **21-01**

(52) **U.S. Cl.**
USPC **D21/440**

(57) **CLAIM**

The ornamental design for a rocket balloon, as shown and described.

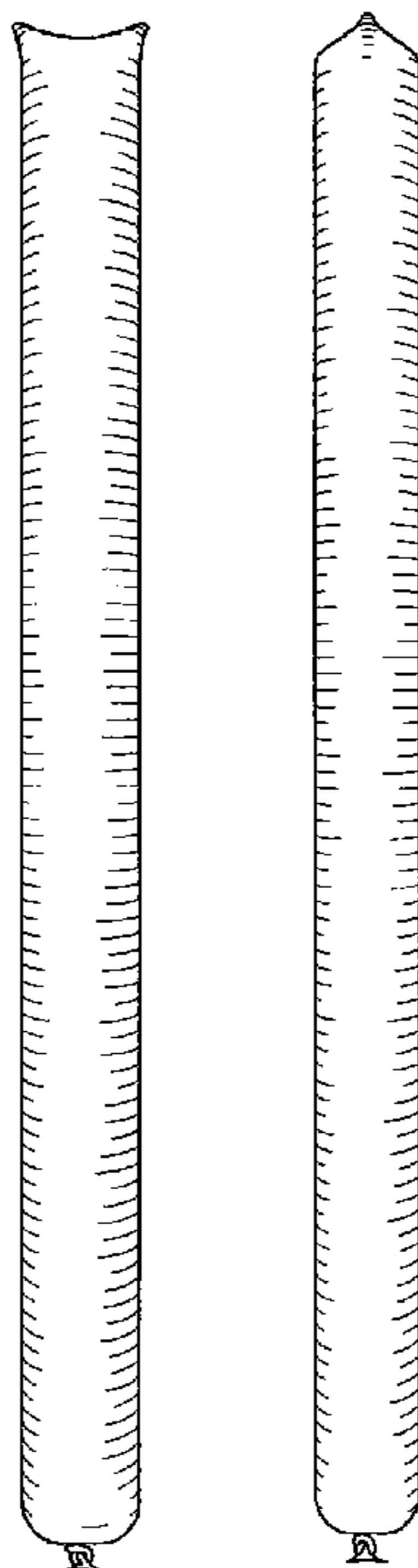
(58) **Field of Classification Search**
USPC D21/436, 438, 439, 440, 452, 454;
D12/16.1; 244/63; 124/63, 64, 65, 69,
124/73; 446/52, 54, 211, 212, 220, 225,
446/230, 231, 409; 472/59; 473/571
CPC A63G 31/16; A63H 27/00; A63H 27/005;
A63H 27/10; A63H 2027/1066; A63H
2027/1075

DESCRIPTION

FIG. 1 is a front elevational view of a rocket balloon showing my new design;
FIG. 2 is a rear elevational view thereof;
FIG. 3 is a right side elevational view thereof;
FIG. 4 is a left side elevational view thereof;
FIG. 5 is a top plan view thereof; and,
FIG. 6 is a bottom plan view thereof.

See application file for complete search history.

1 Claim, 1 Drawing Sheet



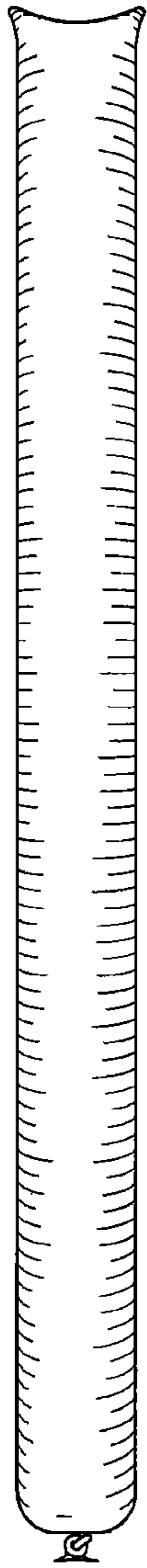


FIG. 1

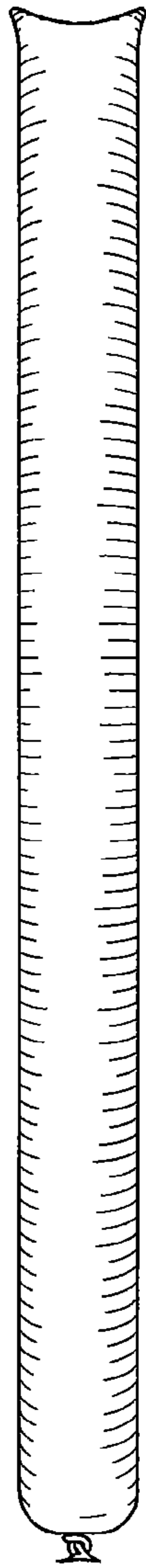


FIG. 2

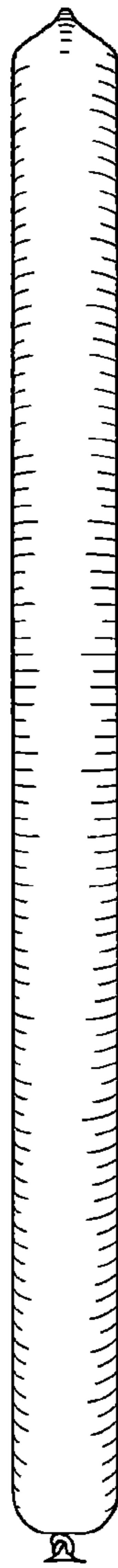


FIG. 3

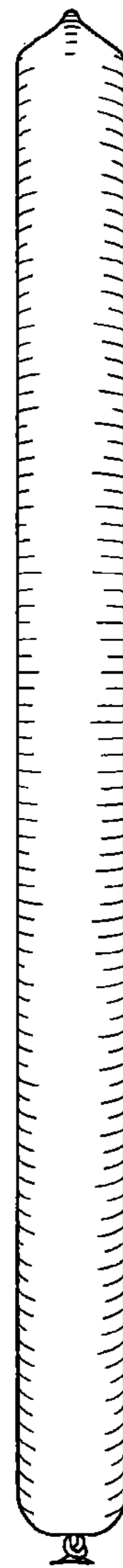


FIG. 4



FIG. 5



FIG. 6