

US00D739460S

(12) **United States Design Patent**
Gilbertson et al.

(10) **Patent No.:** **US D739,460 S**

(45) **Date of Patent:** **** Sep. 22, 2015**

(54) **VERTICAL POCKET FOLDER**

(71) Applicant: **Smead Manufacturing Company**,
Hastings, MN (US)

(72) Inventors: **David J. Gilbertson**, Hastings, MN
(US); **Daniel Seleski**, Hastings, MN
(US)

(73) Assignee: **Smead Manufacturing Company**,
Hastings, MN (US)

(**) Term: **14 Years**

(21) Appl. No.: **29/438,708**

(22) Filed: **Dec. 2, 2012**

(51) **LOC (10) Cl.** **19-04**

(52) **U.S. Cl.**
USPC **D19/26**

(58) **Field of Classification Search**
USPC 206/424, 425, 494; D19/26, 27, 32, 33,
D19/65, 86; D9/702, 711, 499; 40/904;
281/15.1, 19.1, 21.1, 20, 29, 38, 45,
281/46, 47, 51; 402/73, 80 R; 229/67.1,
229/67.2, 67.3, 67.4, 800; D3/303, 900
CPC B42F 7/00; B42F 7/06; B65D 27/08
See application file for complete search history.

(56) **References Cited**

U.S. PATENT DOCUMENTS

1,048,577	A *	12/1912	Pardoe, Jr.	40/359
3,643,858	A *	2/1972	Deckys	229/72
D250,258	S *	11/1978	Lookatch	D12/417
4,313,558	A *	2/1982	Benham	229/72

4,730,727	A *	3/1988	Petroff	206/311
4,830,268	A *	5/1989	Pitts	229/67.1
5,845,772	A *	12/1998	Cieplak	206/308.3
D465,331	S *	11/2002	Shapiro	D3/303
D476,032	S *	6/2003	Marchand	D19/26
6,880,221	B2 *	4/2005	Sprenger	29/428
D520,057	S *	5/2006	Hamel	D19/26
D659,190	S *	5/2012	Tao	D19/26
2012/0241507	A1 *	9/2012	Rowe et al.	229/67.3
2014/0128236	A1 *	5/2014	Christensen et al.	493/210
2014/0151442	A1 *	6/2014	Gilbertson et al.	229/67.3

* cited by examiner

Primary Examiner — Sheryl Lane

Assistant Examiner — Ieisha Price

(74) *Attorney, Agent, or Firm* — Altera Law Group, LLC

(57) **CLAIM**

The ornamental design for a vertical pocket folder, as shown and described.

DESCRIPTION

FIG. 1 is a perspective view of vertical pocket folder, showing the flap partially open.

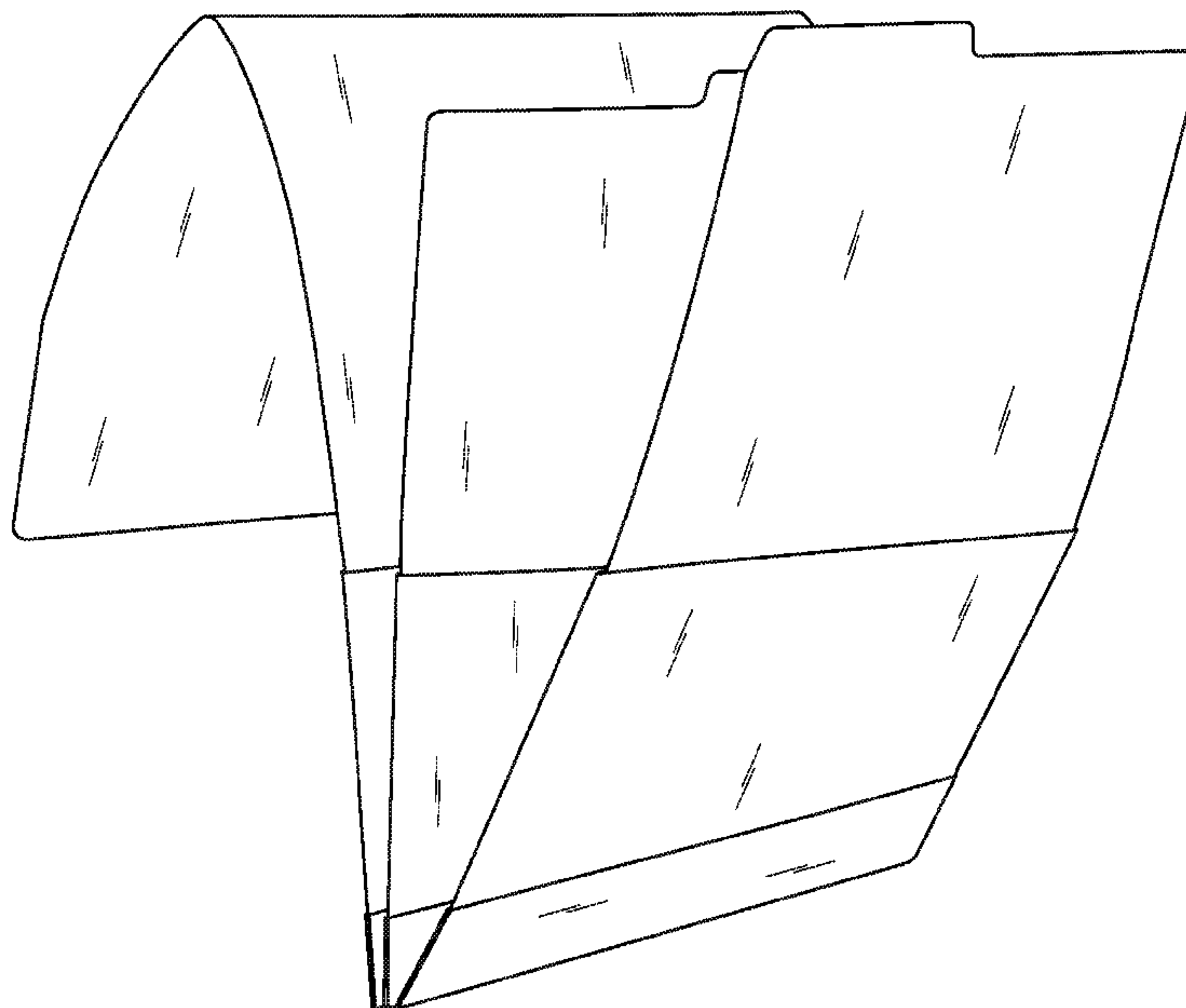
FIG. 2 is a second perspective view of vertical pocket folder, showing the flap completely open.

FIG. 3 is an interior view of the vertical pocket folder showing the flap, midsection, pocket section and flaps in a flat orientation; and,

FIG. 4 is a second interior view of the vertical pocket folder, like FIG. 3, showing the flaps folded away.

The folder is symmetric with respect to left and rights sides. The broken lines in the drawings illustrate portions of the vertical pocket folder and form no part of the claimed design.

1 Claim, 4 Drawing Sheets



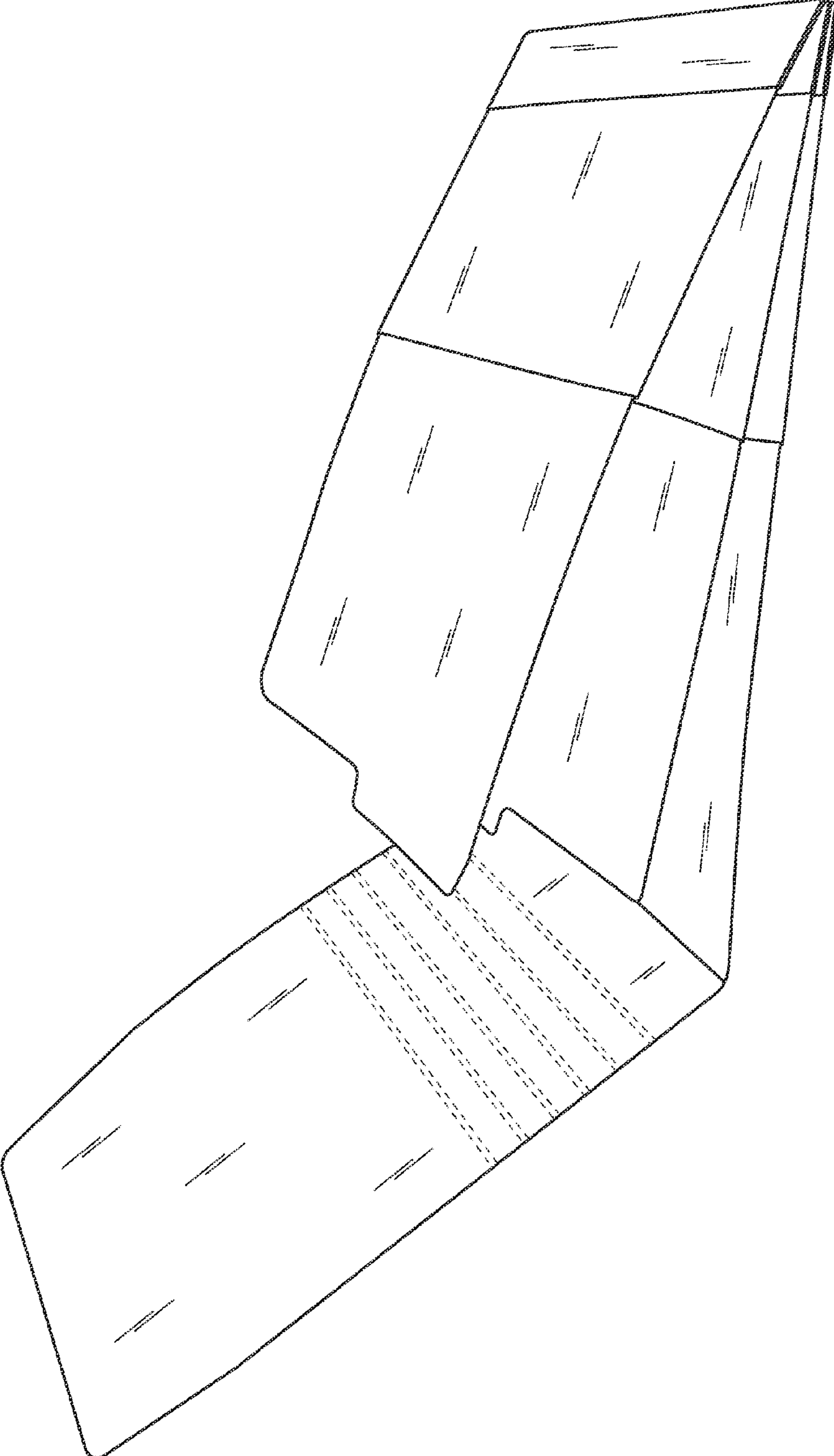


FIG. 1

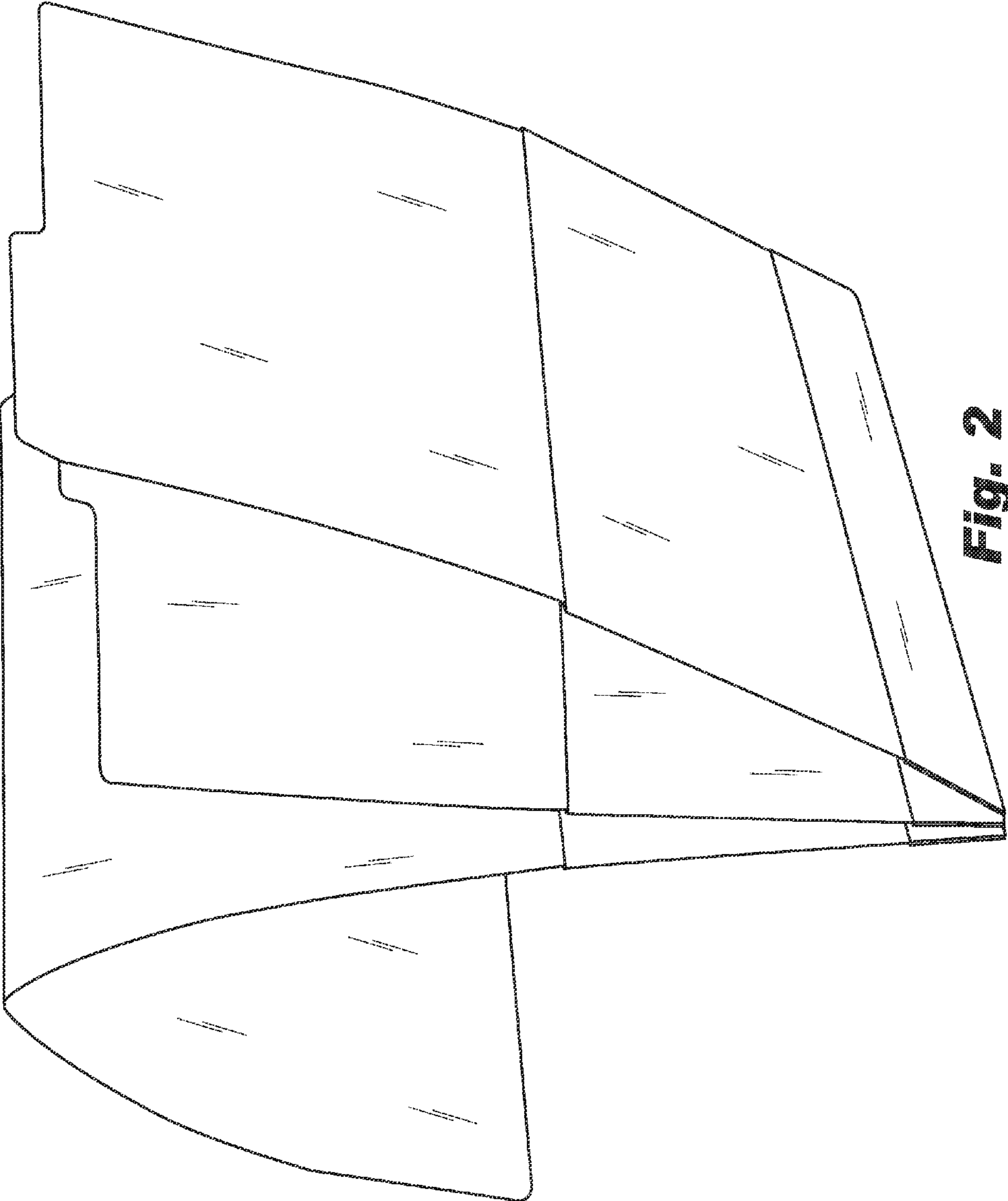


Fig. 2

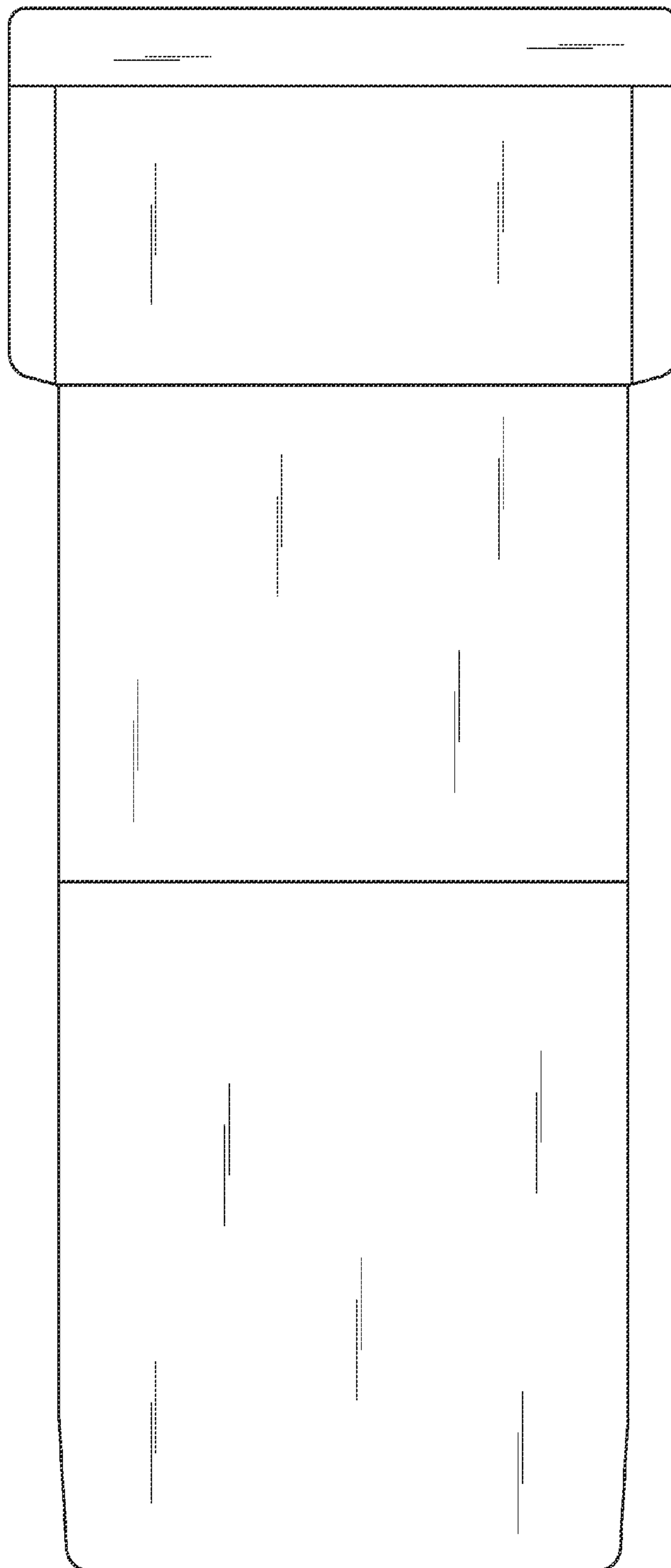


Fig. 3




Fig. 4