

US00D739438S

(12) **United States Design Patent**  
**Torres et al.**

(10) **Patent No.:** **US D739,438 S**

(45) **Date of Patent:** **\*\* Sep. 22, 2015**

(54) **DISPLAY SCREEN WITH ICON**

(71) Applicant: **Microsoft Corporation**, Redmond, WA (US)

(72) Inventors: **Ramiro Torres**, Seattle, WA (US); **Michael I. Guss**, Seattle, WA (US); **Alex Anthony Tursi**, Seattle, WA (US); **Silas Varga**, Seattle, WA (US)

(73) Assignee: **Microsoft Corporation**, Redmond, WA (US)

(\*\*) Term: **14 Years**

(21) Appl. No.: **29/473,432**

(22) Filed: **Nov. 21, 2013**

(51) **LOC (10) Cl.** ..... **14-04**

(52) **U.S. Cl.**  
USPC ..... **D14/495**

(58) **Field of Classification Search**  
USPC ..... D14/485-495; 715/835, 836, 837, 840, 715/846, 847, 976, 977  
CPC ... G06F 3/048; G06F 3/0481; G06F 3/04817; G06F 3/0482  
See application file for complete search history.

(56) **References Cited**

**U.S. PATENT DOCUMENTS**

D424,545 S \* 5/2000 Moody ..... D14/489  
D462,698 S \* 9/2002 Sturm ..... D14/495

D549,725 S \* 8/2007 Nijima ..... D14/491  
D563,993 S \* 3/2008 Melander et al.  
D599,819 S \* 9/2009 Lew  
D605,201 S \* 12/2009 Lorenz et al. .... D14/488  
D629,813 S \* 12/2010 Mays et al. .... D14/492  
D650,803 S \* 12/2011 Impas et al. .... D14/495  
D650,806 S \* 12/2011 Impas et al. .... D14/495  
D660,873 S \* 5/2012 Davydov et al. .... D14/495  
D669,499 S \* 10/2012 Gardner et al. .... D14/495  
D673,583 S \* 1/2013 McKiernan ..... D14/495  
D683,365 S \* 5/2013 Gardner et al. .... D14/495  
2012/0210259 A1 \* 8/2012 Bederson et al. .... 715/765  
2013/0151996 A1 \* 6/2013 Nario et al. .... 715/760

\* cited by examiner

*Primary Examiner* — Angela J Lee

(74) *Attorney, Agent, or Firm* — Banner & Witcoff, Ltd.

(57) **CLAIM**


The ornamental design for a display screen with icon, as shown and described.

**DESCRIPTION**

FIG. 1 is a front view of a display screen with icon showing my/our new design; FIG. 2 is a front view of the display screen with icon showing an alternative embodiment of the new design; and, FIG. 3 is a front view of the display screen with icon of FIG. 1 shown on a device.

The broken line showing of the remainder of the user interface and the remainder of the display screen is for environmental purposes only and forms no part of the claimed design.

**1 Claim, 3 Drawing Sheets**



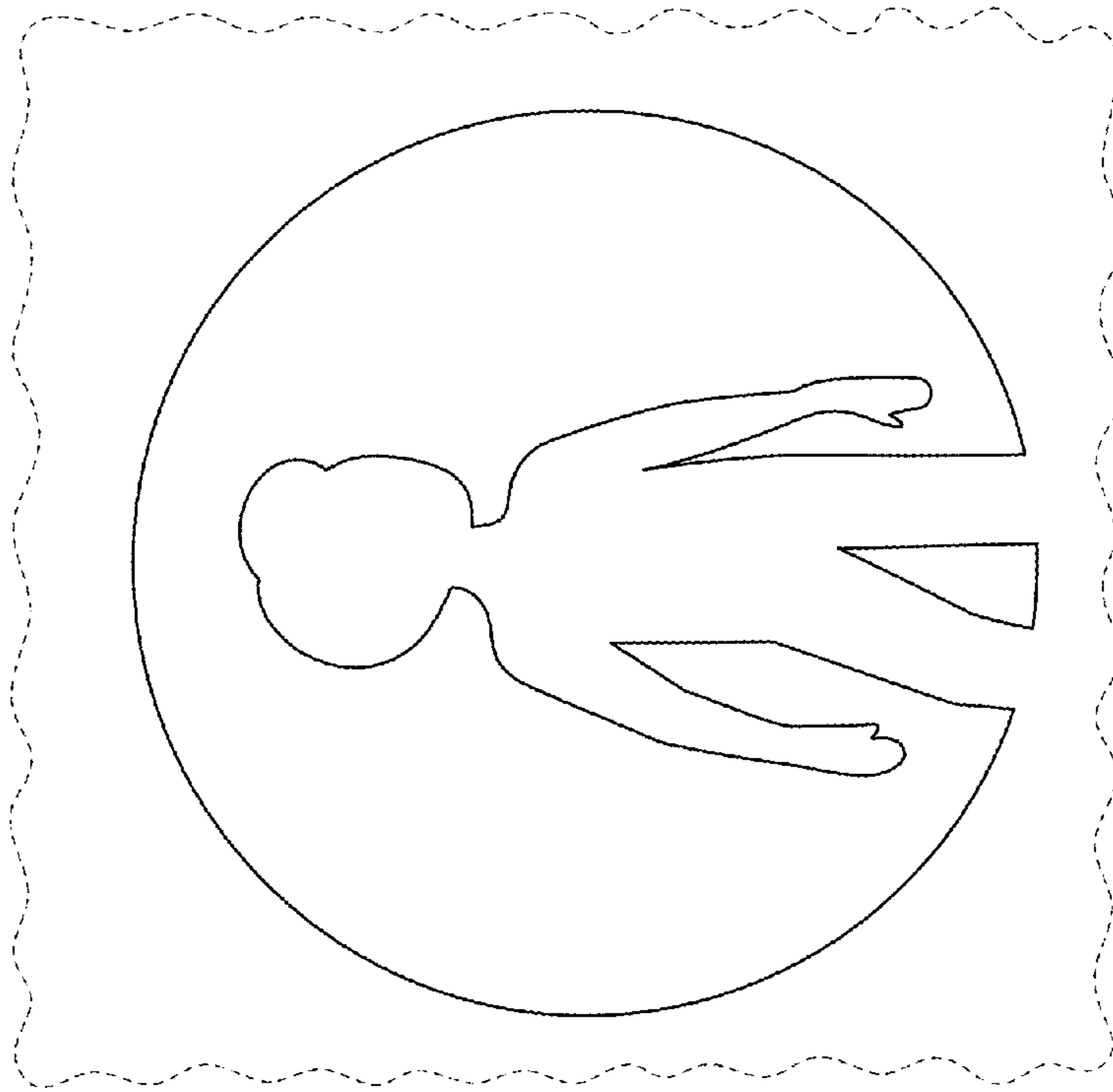


FIGURE 1




FIGURE 2

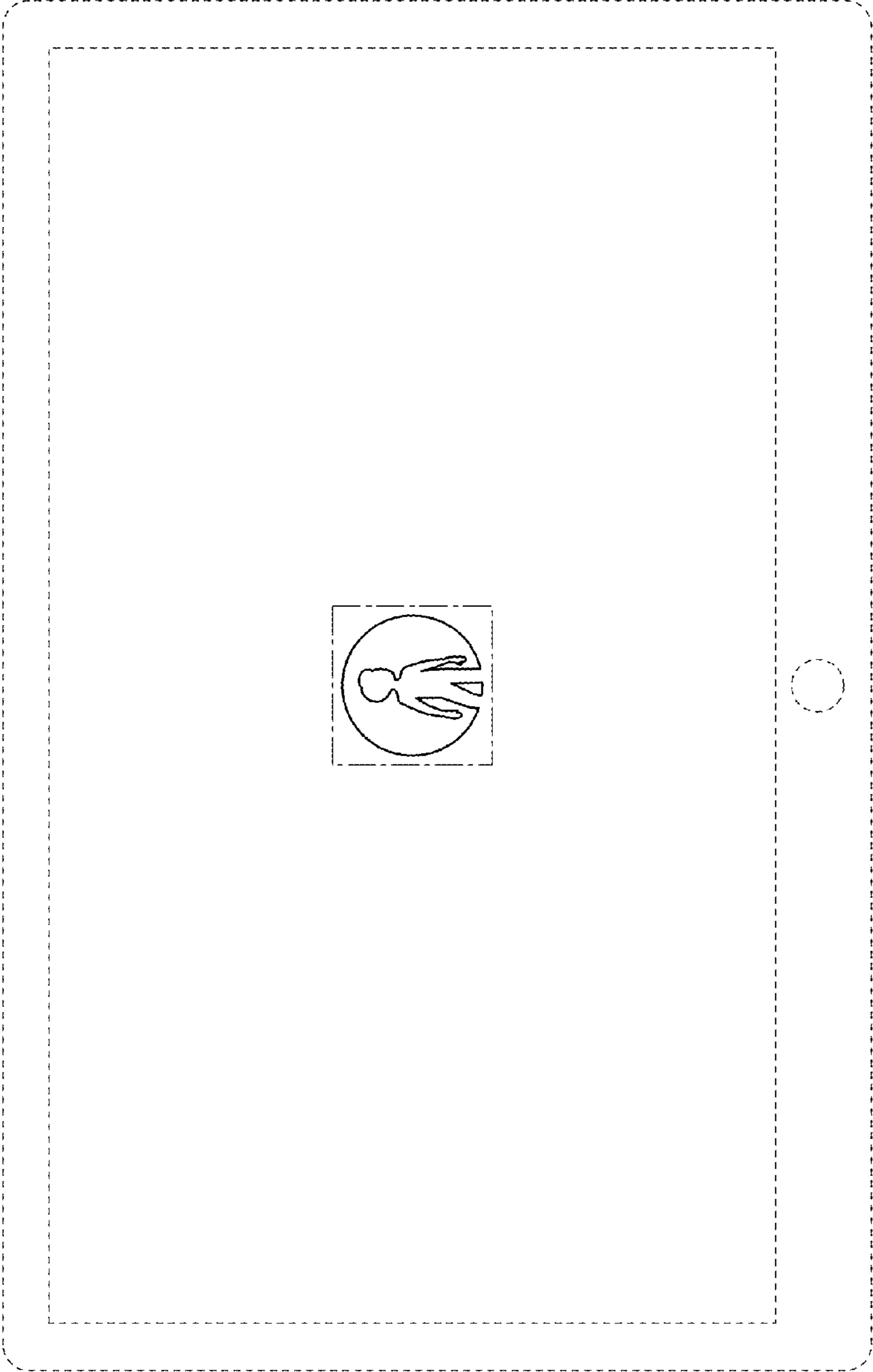


FIGURE 3