



US00D739424S

(12) **United States Design Patent**
Ku et al.

(10) **Patent No.:** **US D739,424 S**
(45) **Date of Patent:** **** Sep. 22, 2015**

(54) **DISPLAY SCREEN WITH ANIMATED GRAPHICAL USER INTERFACE**

(71) Applicant: **Microsoft Corporation**, Redmond, WA (US)

(72) Inventors: **Hui-Chun Ku**, Redmond, WA (US); **Michael H. Lamanna**, Redmond, WA (US); **James Seung-Nam Lee**, Redmond, WA (US); **Denise Michele Trabona**, Seattle, WA (US); **Alan Andrew Urdan**, Redmond, WA (US); **Yu-Hsuan Wang**, Redmond, WA (US)

(73) Assignee: **Microsoft Corporation**, Redmond, WA (US)

(**) Term: **14 Years**

(21) Appl. No.: **29/466,379**

(22) Filed: **Sep. 6, 2013**

(51) **LOC (10) Cl.** **14-04**

(52) **U.S. Cl.**
USPC **D14/486**

(58) **Field of Classification Search**
USPC D14/485-495; D18/26, 31, 32, 33;
D20/11, 12, 23, 24, 25, 29, 30, 31, 32,
D20/36, 37, 38; 715/702, 764, 838
CPC G06F 3/048; G06F 3/0481; G06F 3/0482;
G06F 3/04817; G06F 3/04812
See application file for complete search history.

(56) **References Cited**

U.S. PATENT DOCUMENTS

D640,271 S *	6/2011	Frijlink	D14/487
D646,691 S *	10/2011	Thai et al.	D14/486
D661,702 S *	6/2012	Asai et al.	D14/488
D664,986 S *	8/2012	Lee et al.	D14/488
D667,424 S *	9/2012	Lee et al.	D14/488
D668,260 S *	10/2012	Arnold et al.	D14/488
D671,129 S *	11/2012	Frijlink	D14/487

D671,131 S *	11/2012	Frijlink et al.	D14/487
D673,168 S *	12/2012	Frijlink et al.	D14/487
D681,655 S *	5/2013	Cho et al.	D14/486
D682,877 S *	5/2013	Hartley et al.	D14/488
D686,633 S *	7/2013	Kluttz et al.	D14/485
D689,890 S *	9/2013	Fong et al.	D14/486
D707,694 S *	6/2014	Satterfield et al.	D14/486

(Continued)

Primary Examiner — Philip S Hyder

Assistant Examiner — Darlington Ly

(74) *Attorney, Agent, or Firm* — Banner & Witcoff, Ltd.

(57) **CLAIM**

The ornamental design for a display screen with animated graphical user interface, as shown and described.

DESCRIPTION

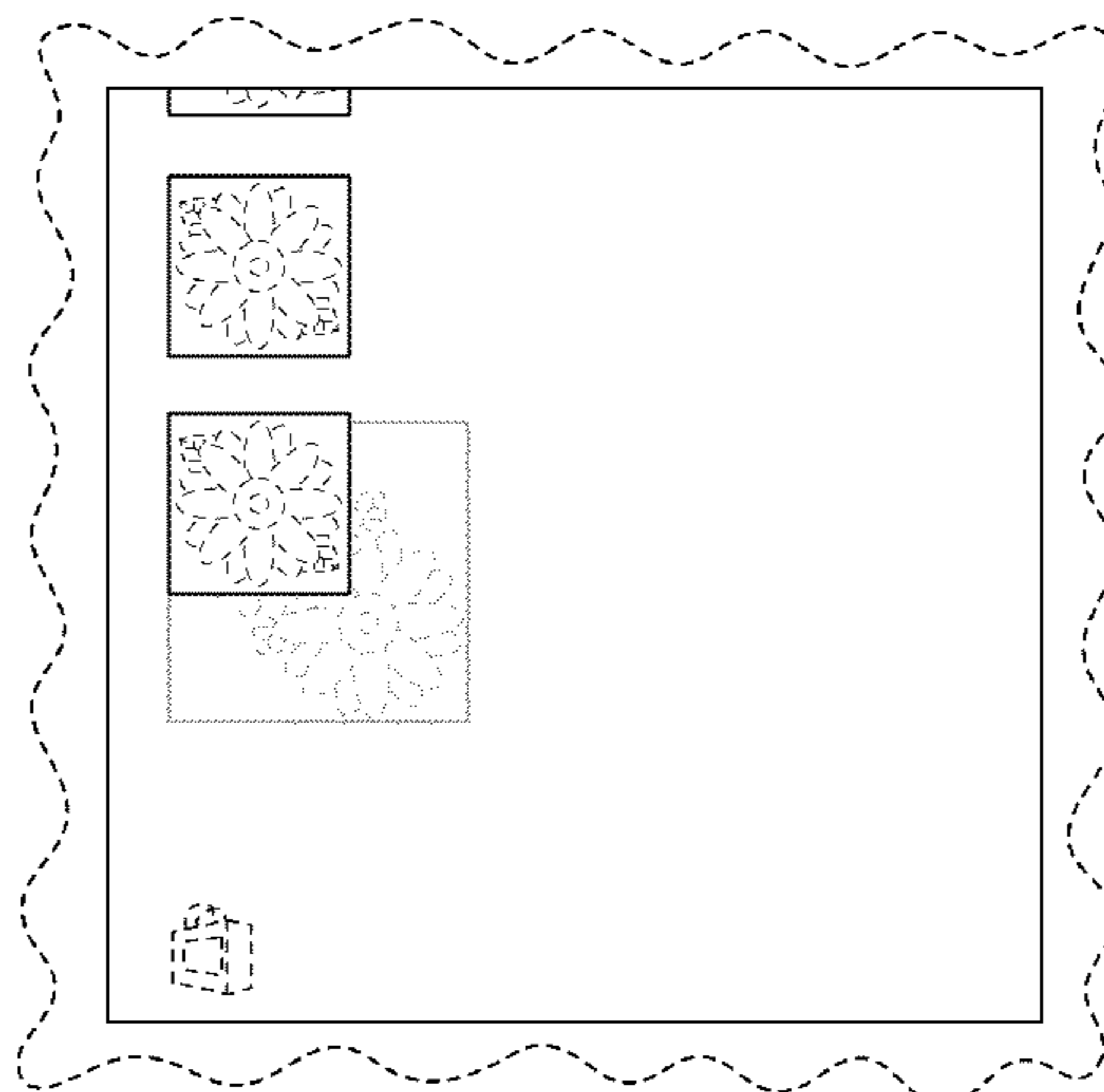
FIG. 1 is the first image in a sequence for a display screen with animated graphical user interface showing the new design; FIG. 2 is the second image thereof; FIG. 3 is the third image thereof; FIG. 4 is the fourth image thereof; FIG. 5 is the fifth image thereof; and, FIG. 6 is the sixth image thereof.

The appearance of the animated graphical user interface sequentially transitions between the images shown in FIGS. 1-6. The process or period in which one image transitions to another forms no part of the claimed design.

The irregular broken line perimeter shown in the drawings illustrate portions of a display screen; whereas the other broken line showing of flower imagery and a shopping bag illustrate portions of the graphical user interface. Neither the broken line showing of the display screen nor graphical user interface is to form part of the claimed design.

Conversely, the solid line showing in a halftone line weight in FIGS. 2 and 3 illustrate portions of the graphical user interface that do form a part of the claimed design. The broken line showing in halftone line weight of the flower imagery does not form part of the claimed design.

1 Claim, 6 Drawing Sheets



(56)

References Cited

U.S. PATENT DOCUMENTS

D711,411 S *	8/2014	Yu et al.	D14/486
2009/0228820 A1 *	9/2009	Kim et al.	715/769
2014/0298250 A1 *	10/2014	Zaman et al.	715/784
D710,875 S *	8/2014	McCormack et al.	D14/487

* cited by examiner




FIG. 1

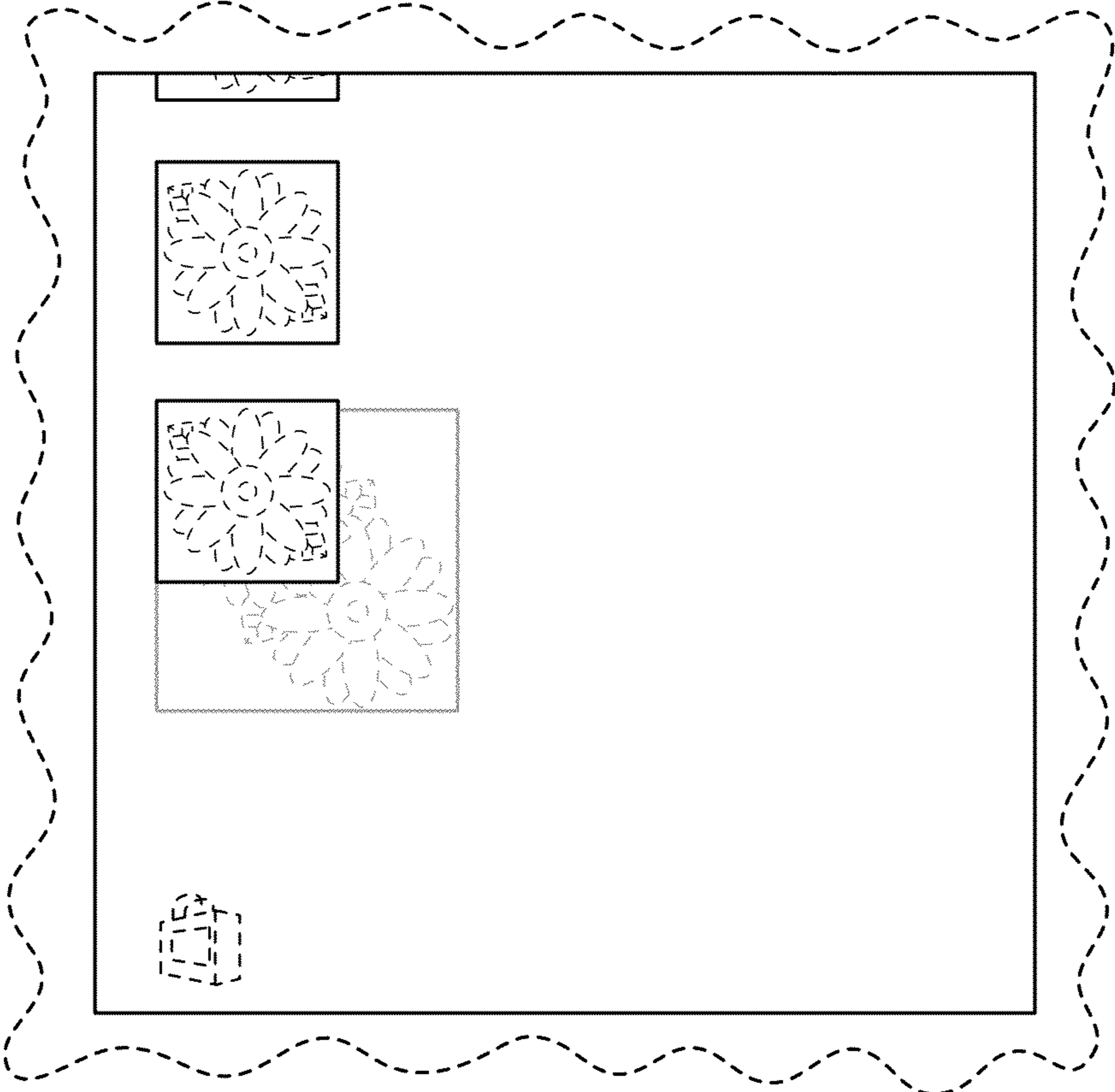


FIG. 2

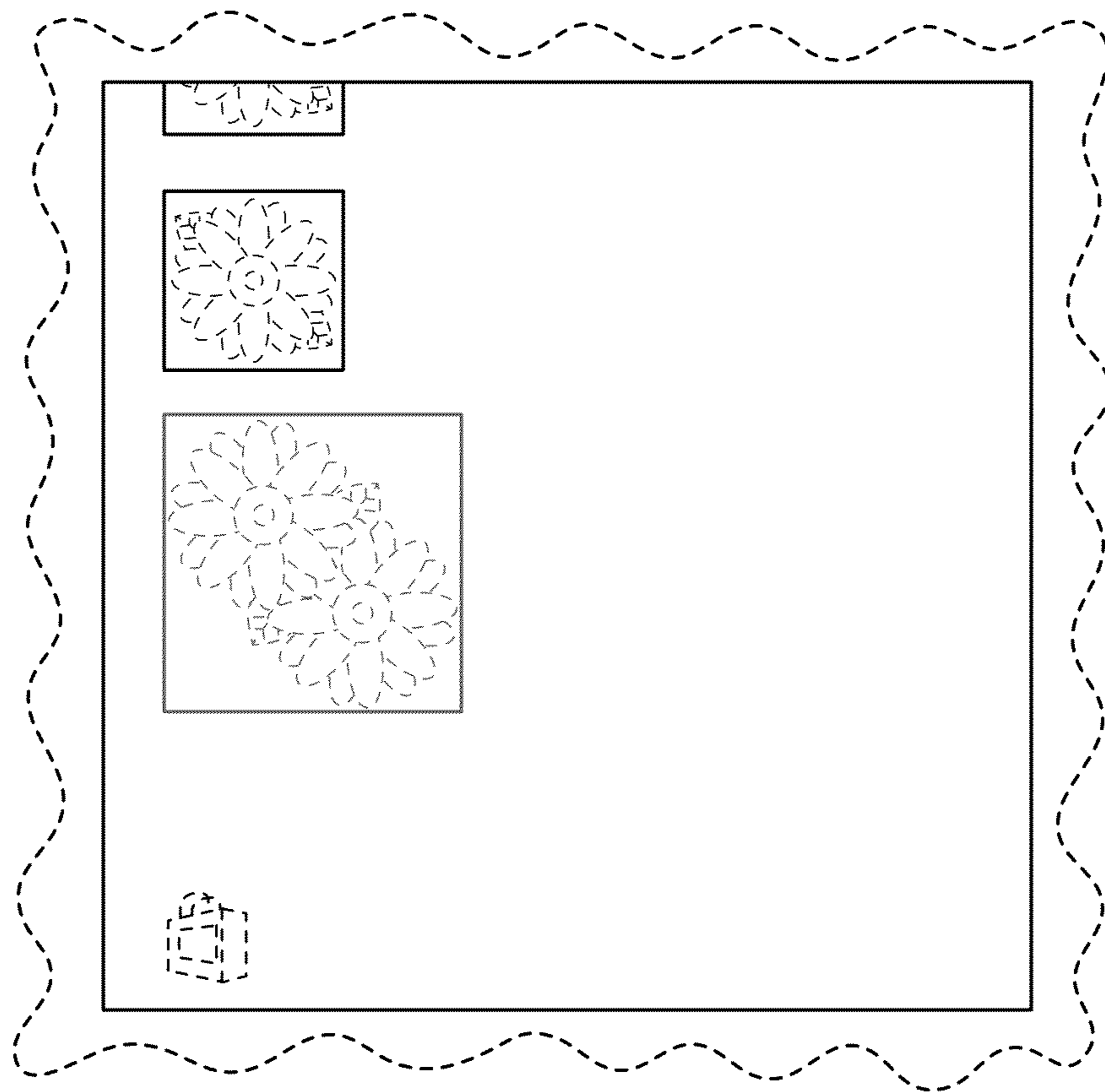


FIG. 3

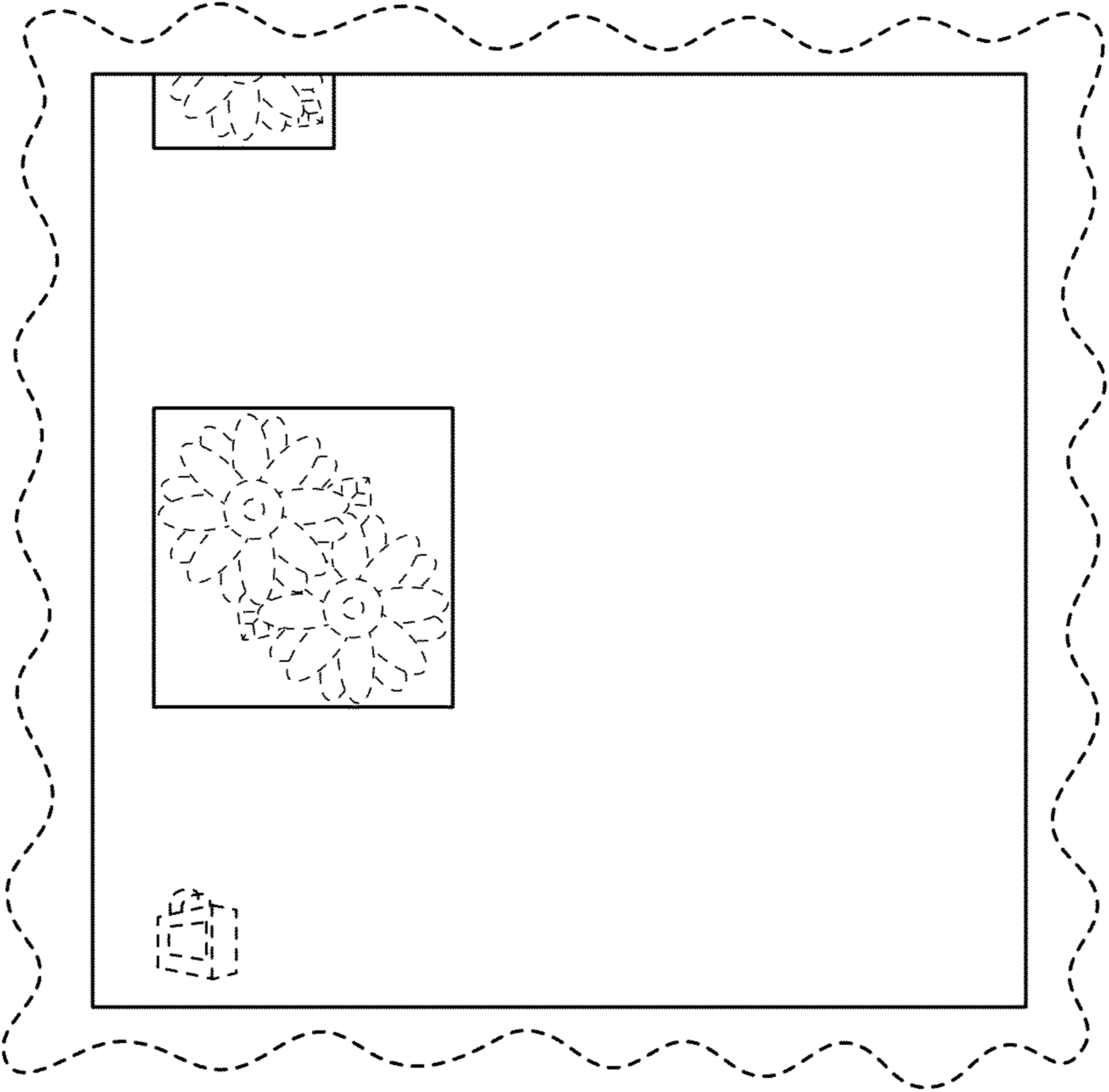


FIG. 4

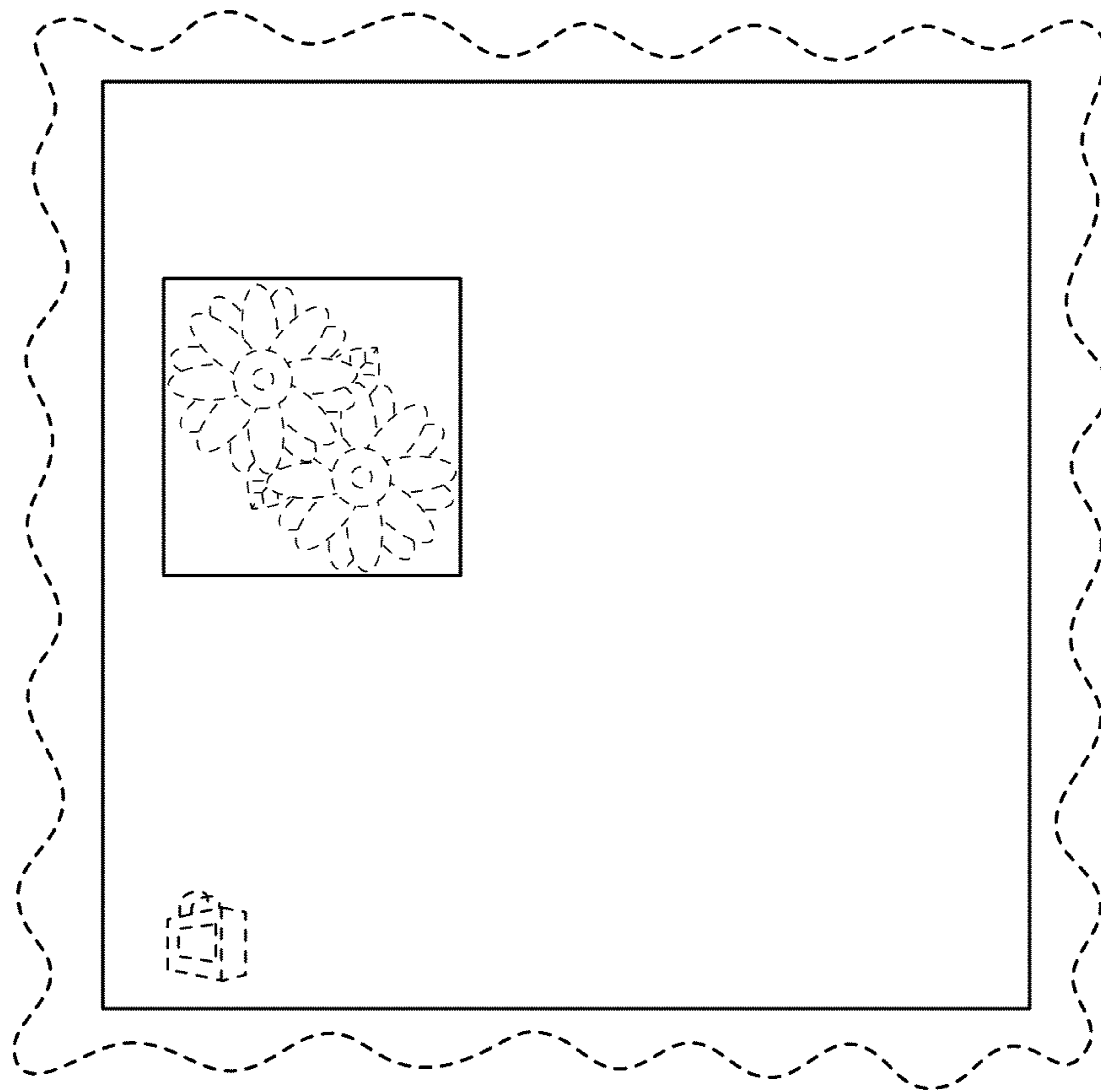


FIG. 5




FIG. 6