



US00D739422S

(12) **United States Design Patent**
Jeong et al.

(10) **Patent No.:** **US D739,422 S**
(45) **Date of Patent:** **** Sep. 22, 2015**

(54) **DISPLAY SCREEN OR PORTION THEREOF WITH GRAPHICAL USER INTERFACE**

(75) Inventors: **Jae-Yeon Jeong**, Goyangi-Si (KR);
Jung-Ah Seung, Guri Si (KR); **Bo-Ran Lee**, Seoul (KR)

(73) Assignee: **Samsung Electronics Co., Ltd.**,
Suwon-si (KR)

(**) Term: **14 Years**

(21) Appl. No.: **29/428,793**

(22) Filed: **Aug. 3, 2012**

(30) **Foreign Application Priority Data**

May 2, 2012 (KR) 30-2012-0021319

(51) **LOC (10) Cl.** **14-04**

(52) **U.S. Cl.**
USPC **D14/486**

(58) **Field of Classification Search**
USPC D14/485, 486, 487, 488, 489, 490, 491,
D14/492, 493, 494, 495; 715/720; 725/57
CPC G06F 3/04818; H04N 5/44543
See application file for complete search history.

(56) **References Cited**

U.S. PATENT DOCUMENTS

D147,302 S * 8/1947 Richardson D10/28
D295,631 S * 5/1988 Wells-Papanek et al. ... D14/488
5,384,910 A * 1/1995 Torres 715/810
5,481,741 A * 1/1996 McKaskle et al. 345/522
D413,318 S * 8/1999 Read et al. D14/488

D496,940 S * 10/2004 Fetterman D14/485
7,224,787 B1 * 5/2007 Smith et al. 379/201.12
D554,013 S * 10/2007 Kesselman D10/94
7,489,297 B2 * 2/2009 Hohmann et al. 345/158
7,593,013 B2 * 9/2009 Agutter et al. 345/440
D605,201 S * 12/2009 Lorenz et al. D14/488
D608,788 S * 1/2010 Meziere D14/488
D628,110 S * 11/2010 Boulangeot D10/126
D668,573 S * 10/2012 Rabassa D10/126
8,437,575 B2 * 5/2013 Chen et al. 382/284
D684,186 S * 6/2013 Phelan D14/489
D686,244 S * 7/2013 Moriya et al. D14/489
D713,854 S * 9/2014 Cojuangco et al. D14/486
2010/0145174 A1 * 6/2010 Alferness et al. 600/365
2010/0251178 A1 * 9/2010 Lee et al. 715/825
2010/0275128 A1 * 10/2010 Ward et al. 715/744
2014/0160078 A1 * 6/2014 Seo et al. 345/175

* cited by examiner

Primary Examiner — Karen E Eldridge Powers

(74) *Attorney, Agent, or Firm* — NSIP Law

(57) **CLAIM**

The ornamental design for a display screen or portion thereof with graphical user interface, as shown and described.

DESCRIPTION

FIG. 1 is a front view of a display screen or portion thereof with graphical user interface showing my new design; and, FIG. 2 is a front view of the generated image of FIG. 1, in which a mobile terminal in broken lines is provided to illustrate an example environment.

The broken line drawing of the mobile terminal, the numbers, symbols and other images illustrate environmental subject matter and form no part of the claimed design.

1 Claim, 2 Drawing Sheets

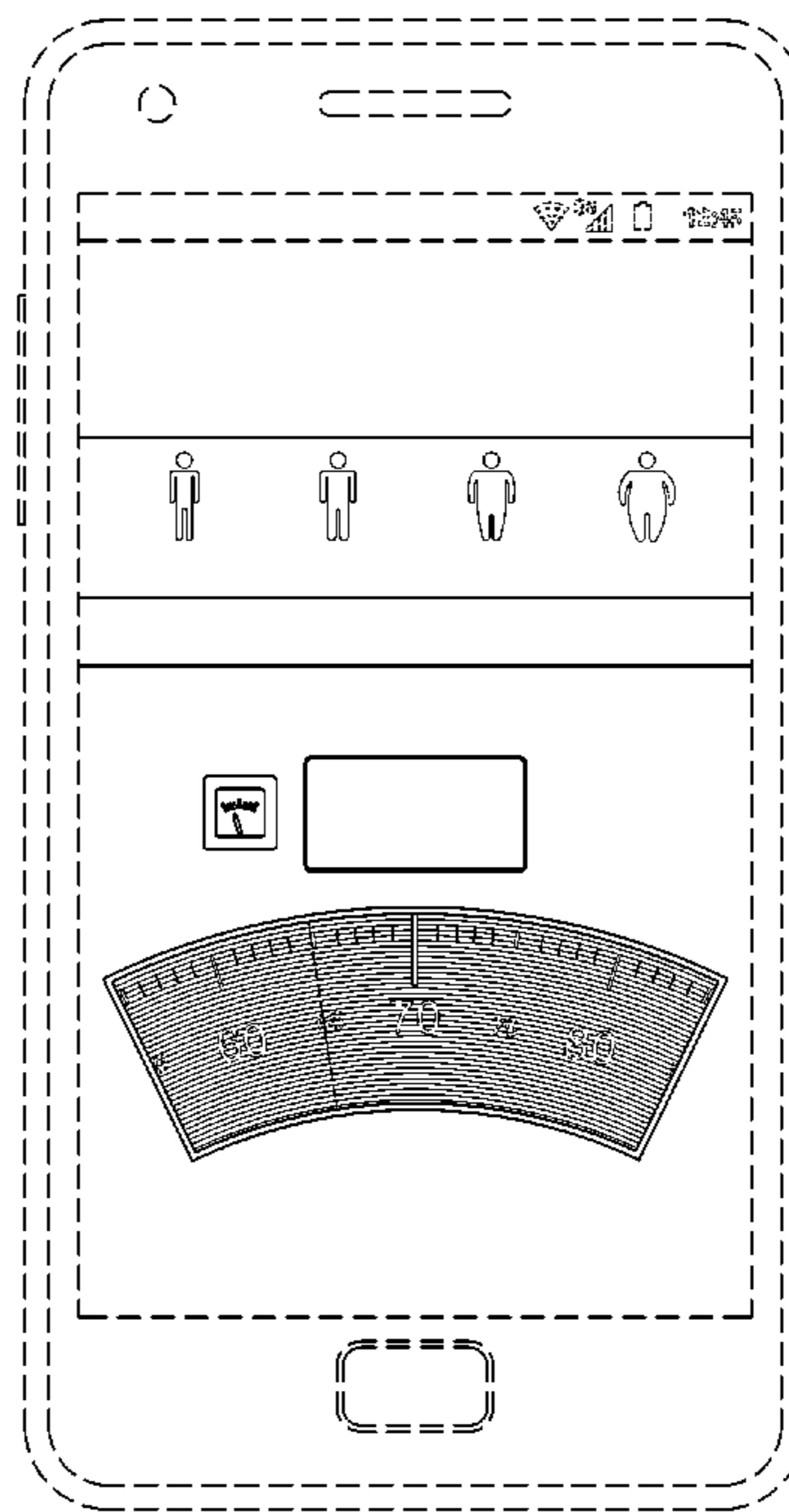
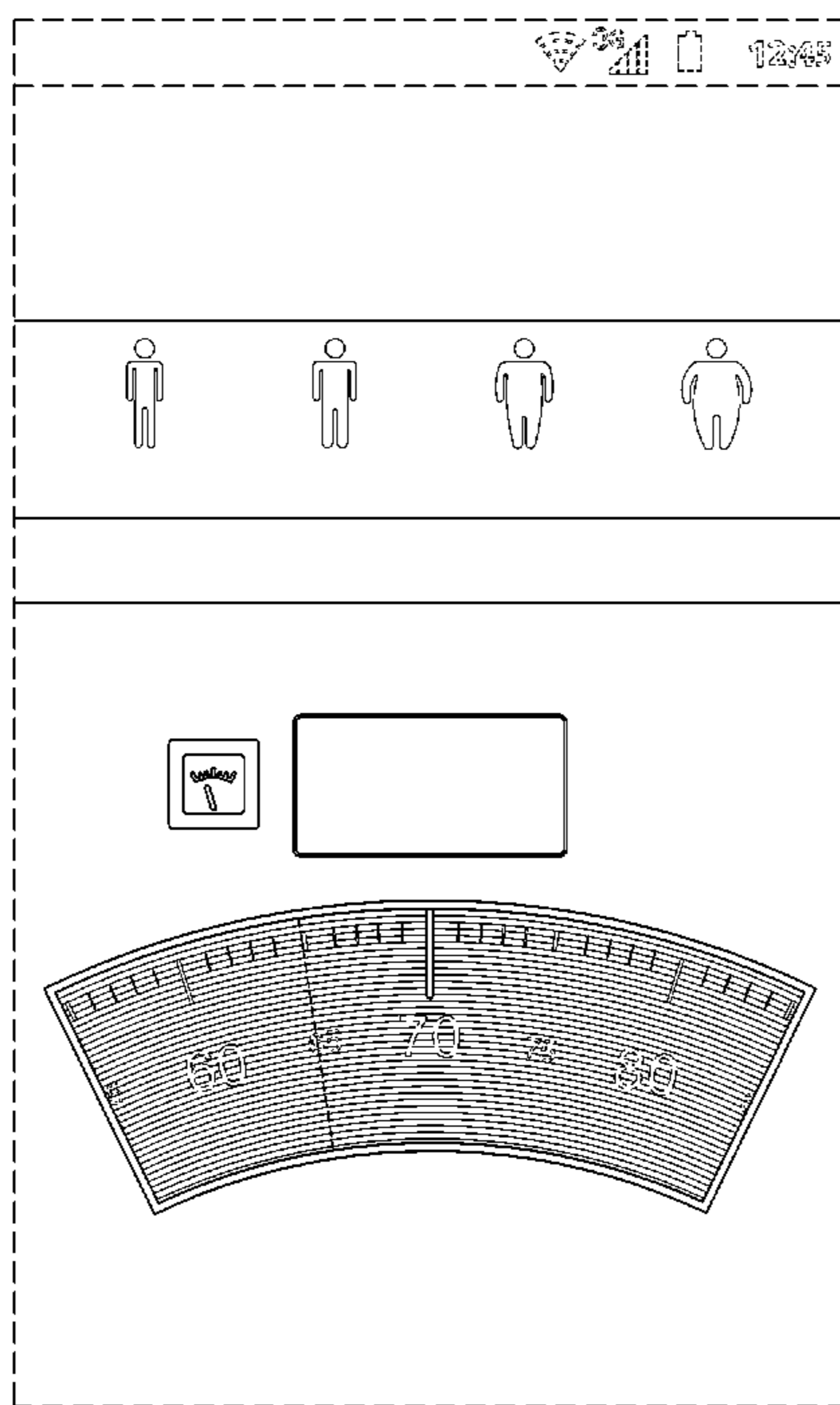


FIG. 1

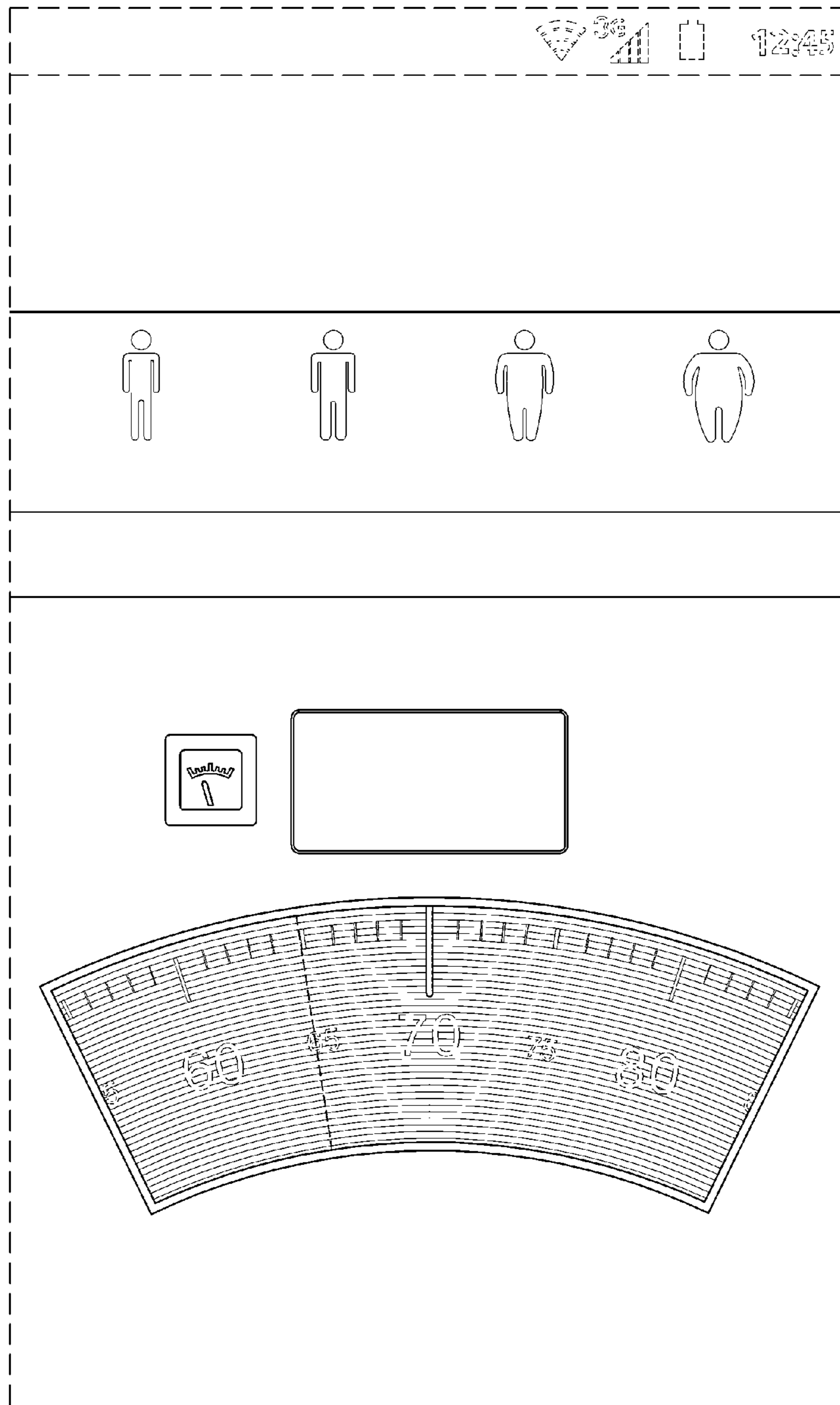


FIG. 2

