

US00D739408S

(12) **United States Design Patent**
Kim et al.

(10) **Patent No.:** **US D739,408 S**

(45) **Date of Patent:** **** Sep. 22, 2015**

(54) **COVER FOR ELECTRONIC DEVICE**

(71) Applicant: **Samsung Electronics Co., Ltd.**,
Suwon-si (KR)

(72) Inventors: **Yoon-Young Kim**, Seongnam-si (KR);
Ji-Woong Hwang, Seoul (KR);
Sun-Young Ji, Seoul (KR); **Ye-Ran Ji**,
Seoul (KR); **Young-Il Kim**,
Namyangju-si (KR); **Nam-Su Kim**,
Seoul (KR); **Do-Hyung Ha**,
Gwangmyeong-si (KR); **Sae-Hee Lee**,
Incheon (KR); **Christine Rhea Oh**,
Yongin-si (KR)

(73) Assignee: **Samsung Electronics Co., Ltd.**,
Suwon-si (KR)

(**) Term: **14 Years**

(21) Appl. No.: **29/517,773**

(22) Filed: **Feb. 17, 2015**

(30) **Foreign Application Priority Data**

Aug. 25, 2014 (KR) 30-2014-0041242

(51) **LOC (10) Cl.** **14-02**

(52) **U.S. Cl.**
USPC **D14/440**

(58) **Field of Classification Search**
USPC D14/250, 251, 253, 341, 318, 240, 217,
D14/496, 440, 203.3, 203.4, 203.5, 203.8;
455/575.1, 575.8; 312/240; D3/218,
D3/215, 201, 294, 289, 900; 220/4.02;
248/309.1; 361/679.56; 379/426,
379/433.11, 455; 190/100; D21/469
CPC ... G06F 1/1626; G06F 1/1633; G06F 1/1675;
G06F 1/1679; G02F 1/1306; G02F 1/133;
G02F 1/133308; G02F 1/153; G02F 1/1533;
G02F 2001/133317; H04M 1/185; H04M
1/0252; H04B 1/3888

See application file for complete search history.

(56) **References Cited**

U.S. PATENT DOCUMENTS

D582,405 S * 12/2008 Andre et al. D3/299
D647,517 S 10/2011 Fathollahi

(Continued)

FOREIGN PATENT DOCUMENTS

CN 201330538083.6 4/2014
EM 002331082-0006 11/2013

(Continued)

OTHER PUBLICATIONS

IPC padding diary case. [2014] www.auction.co.kr. Accessed: Apr. 4,
2014. <<http://itempage3.auction.co.kr/detailview.aspx?itemno=a854590783>>.

(Continued)

Primary Examiner — Cynthia Underwood

(74) *Attorney, Agent, or Firm* — NSIP Law

(57) **CLAIM**


We claim the ornamental design for a cover for electronic device, as shown and described.

DESCRIPTION

FIG. 1 is a front perspective view of a first embodiment of a cover for electronic device, showing our new design; FIG. 2 is a front view thereof; FIG. 3 is a rear view thereof; FIG. 4 is a left-side view thereof; FIG. 5 is a right-side view thereof; FIG. 6 is a top view thereof; and, FIG. 7 is a bottom view thereof.

The broken lines in the figures show portions of the cover for electronic device which form no part of the claimed design. The bold broken lines along the edge of the claimed design indicate stitching and form a part of the claimed design.

1 Claim, 5 Drawing Sheets



(56)

References Cited

U.S. PATENT DOCUMENTS

D704,685 S * 5/2014 Yeh et al. D14/248
D708,836 S * 7/2014 Lee D3/201
D720,355 S * 12/2014 Akana et al. D14/440
D720,736 S * 1/2015 Chen et al. D14/250
D720,737 S * 1/2015 Chen et al. D14/250
2010/0300909 A1* 12/2010 Hung 206/320

FOREIGN PATENT DOCUMENTS

KR 30-2011-0055215 1/2013
KR 30-2013-0015542 3/2014

OTHER PUBLICATIONS

“Infisense iPhone 5 padding case”. www.i-case.kr. Accessed:
Unknown. <[http://i-case.kr/front/php/product.php?product_
no=1290&main_cate_no=4&display_group=1](http://i-case.kr/front/php/product.php?product_no=1290&main_cate_no=4&display_group=1)>.
“S-View Cover for Galaxy Note 4”. [2014] www.auction.co.kr.
Accessed: Oct. 8, 2014. <[http://itempage3.auction.co.kr/DetailView.
aspx?itemno=A981246537](http://itempage3.auction.co.kr/DetailView.aspx?itemno=A981246537)>.

* cited by examiner

FIG.1




FIG.2




FIG.3




FIG.4



FIG.5

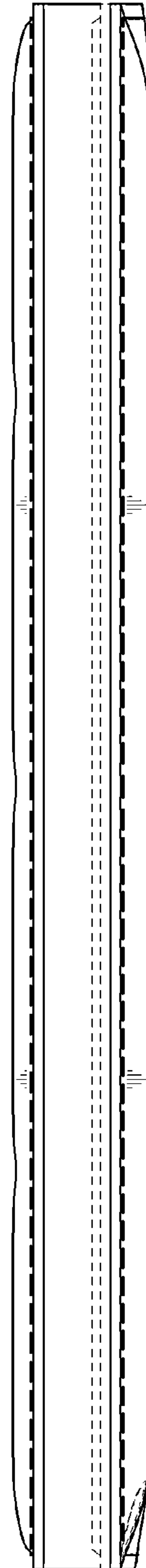


FIG.6

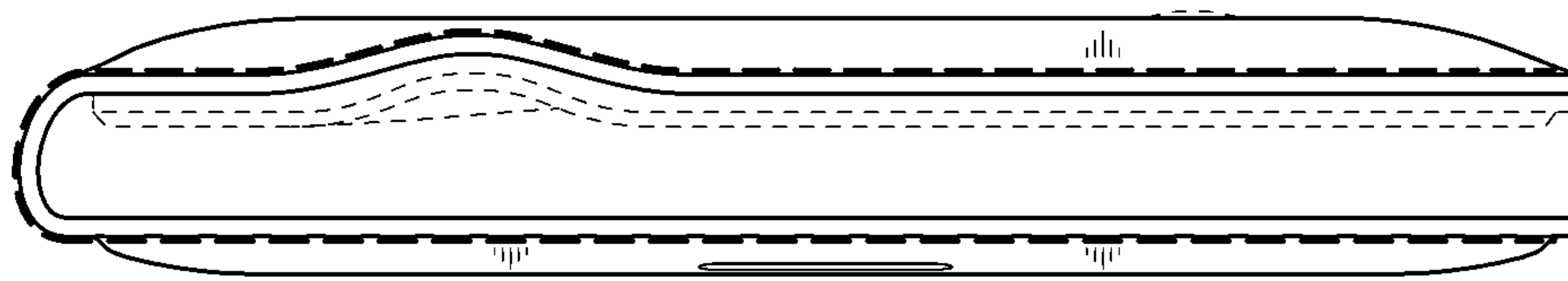


FIG.7

