



US00D739405S

(12) **United States Design Patent**  
**Razdan et al.**

(10) **Patent No.:** **US D739,405 S**

(45) **Date of Patent:** **\*\* Sep. 22, 2015**

(54) **COMBINED WIRELESS DRIVE AND ADAPTER**

(71) Applicant: **SEAGATE TECHNOLOGY LLC**,  
Cupertino, CA (US)

(72) Inventors: **Ash Razdan**, San Jose, CA (US);  
**Jeffery Griffiths**, Dublin, CA (US);  
**Ming-Hsueh Tsai**, Taipei (TW)

(73) Assignee: **Seagate Technology LLC**, Cupertino,  
CA (US)

(\*\*) Term: **14 Years**

(21) Appl. No.: **29/452,661**

(22) Filed: **Apr. 19, 2013**

(51) **LOC (10) Cl.** ..... **14-02**

(52) **U.S. Cl.**  
USPC ..... **D14/365**

(58) **Field of Classification Search**  
USPC ..... D14/300–302, 314, 348–370, 383–385,  
D14/435, 496, 125, 135, 155, 240–242,  
D14/299; D3/273; D9/432; D10/65, 75, 78;  
D13/103, 119, 162, 184, 199  
CPC ... G11B 33/027; G11B 33/122; G11B 33/124  
See application file for complete search history.

(56) **References Cited**

**U.S. PATENT DOCUMENTS**

D368,429	S	*	4/1996	Serio, Jr.	.....	D9/431
D461,473	S	*	8/2002	Suzuki et al.	.....	D14/356
D560,686	S	*	1/2008	Kim	.....	D14/496
D641,362	S	*	7/2011	Dublin	.....	D14/356
D662,498	S	*	6/2012	Morgan et al.	.....	D14/356
D679,711	S	*	4/2013	Perry et al.	.....	D14/434
D705,782	S	*	5/2014	McParland et al.	.....	D14/435
D709,507	S	*	7/2014	McParland et al.	.....	D14/435
2006/0146441	A1	*	7/2006	Chih	.....	360/97.01

**OTHER PUBLICATIONS**

Seagate External Portable HDD Only 9mm Thick, [online] posted Apr. 6, 2011 [retrieved on Nov. 22, 2011]. Retrieved from the Internet <URL: <http://www.storagenewsletter.com/news/disk/seagate-external-portable-hdd-only-9mm-sleek>>.\*

(Continued)

*Primary Examiner* — Karen E Kearney

(74) *Attorney, Agent, or Firm* — Mueting, Raasch & Gebhardt, P.A.


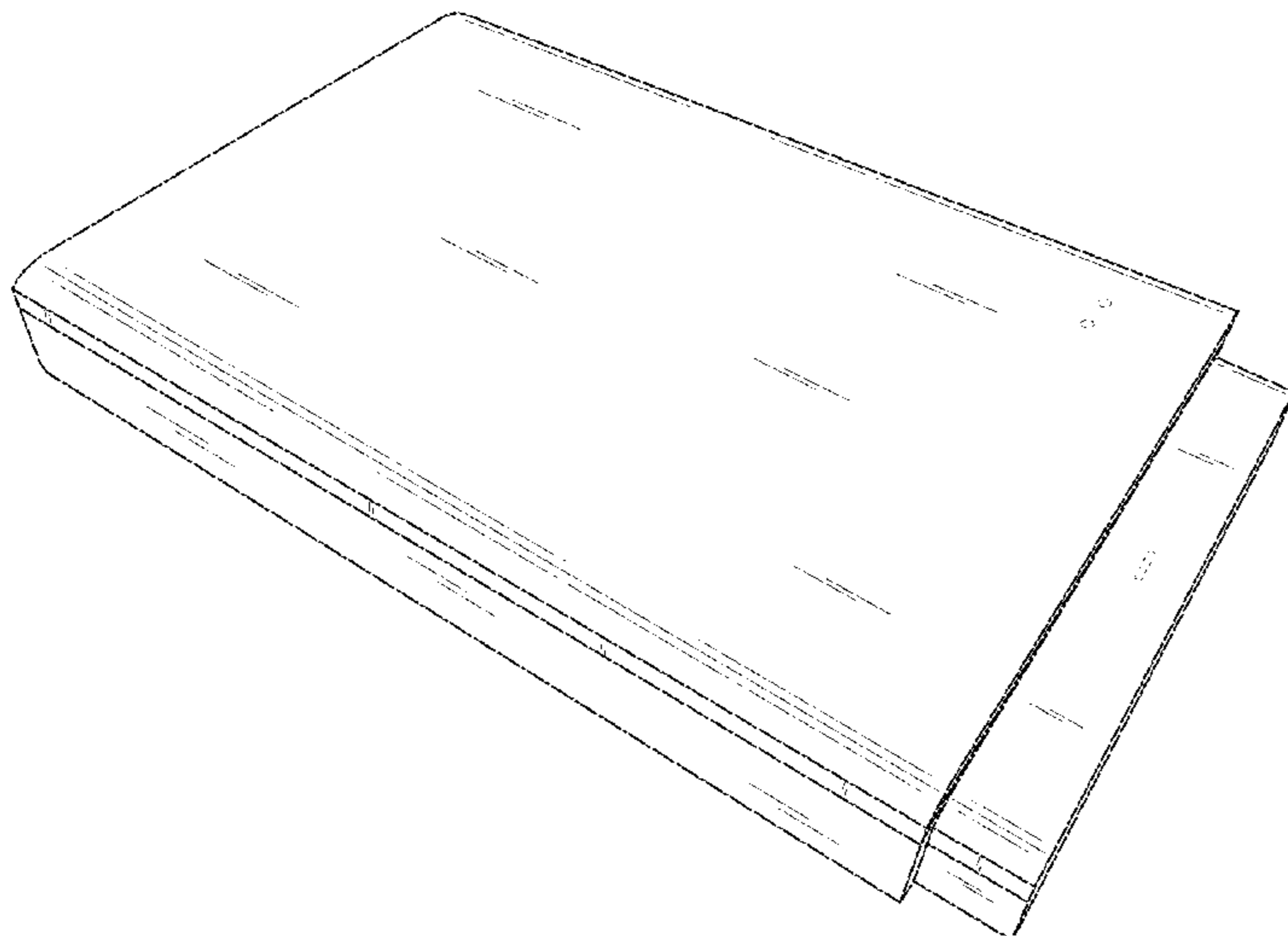
(57) **CLAIM**

The ornamental design for a combined wireless drive and adapter, as shown and described.

**DESCRIPTION**

FIG. 1 is a front perspective view of a combined wireless drive and adapter showing my new design with an adapter engaged in a front side;  
FIG. 2 is a top view and thereof;  
FIG. 3 a bottom view thereof;  
FIG. 4 is a left side view thereof;  
FIG. 5 is a right side view thereof;  
FIG. 6 is a front side view thereof;  
FIG. 7 is a rear side view thereof;  
FIG. 8 is a front perspective view of a combined wireless drive and adapter showing my new design without an adapter engaged in the front side;  
FIG. 9 is a top view and thereof;  
FIG. 10 a bottom view thereof;  
FIG. 11 is a left side view thereof;  
FIG. 12 is a right side view thereof;  
FIG. 13 is a front side view thereof; and,  
FIG. 14 is a rear side view thereof.  
The broken lines form unclaimed boundaries of the design form no part of the claimed invention.

**1 Claim, 10 Drawing Sheets**



(56)

**References Cited**

OTHER PUBLICATIONS

Seagate Emphasizes Backups in New Hard Drive Line—NYTimes.com, [online] posted Jun. 12, 2012 [retrieved on Jan. 22, 2013]. Retrieved from the Internet <URL: <http://gadgetwise.blogs.nytimes.com/2012/06/12/seagate-emphasizes-backups-in-new-hard-drive-line/>>.\*

CES: Seagate launches Wireless Plus and Central networked hard drives—The Inquirer, [online] posted Jan. 7, 2013 [retrieved on Jun. 9, 2014]. Retrieved from the Internet <URL: <http://www.theinquirer.net/inquirer/news/2234400/ces-seagate-launches-wireless-plus-and-central-networked-hard-drives>>.\*

\* cited by examiner

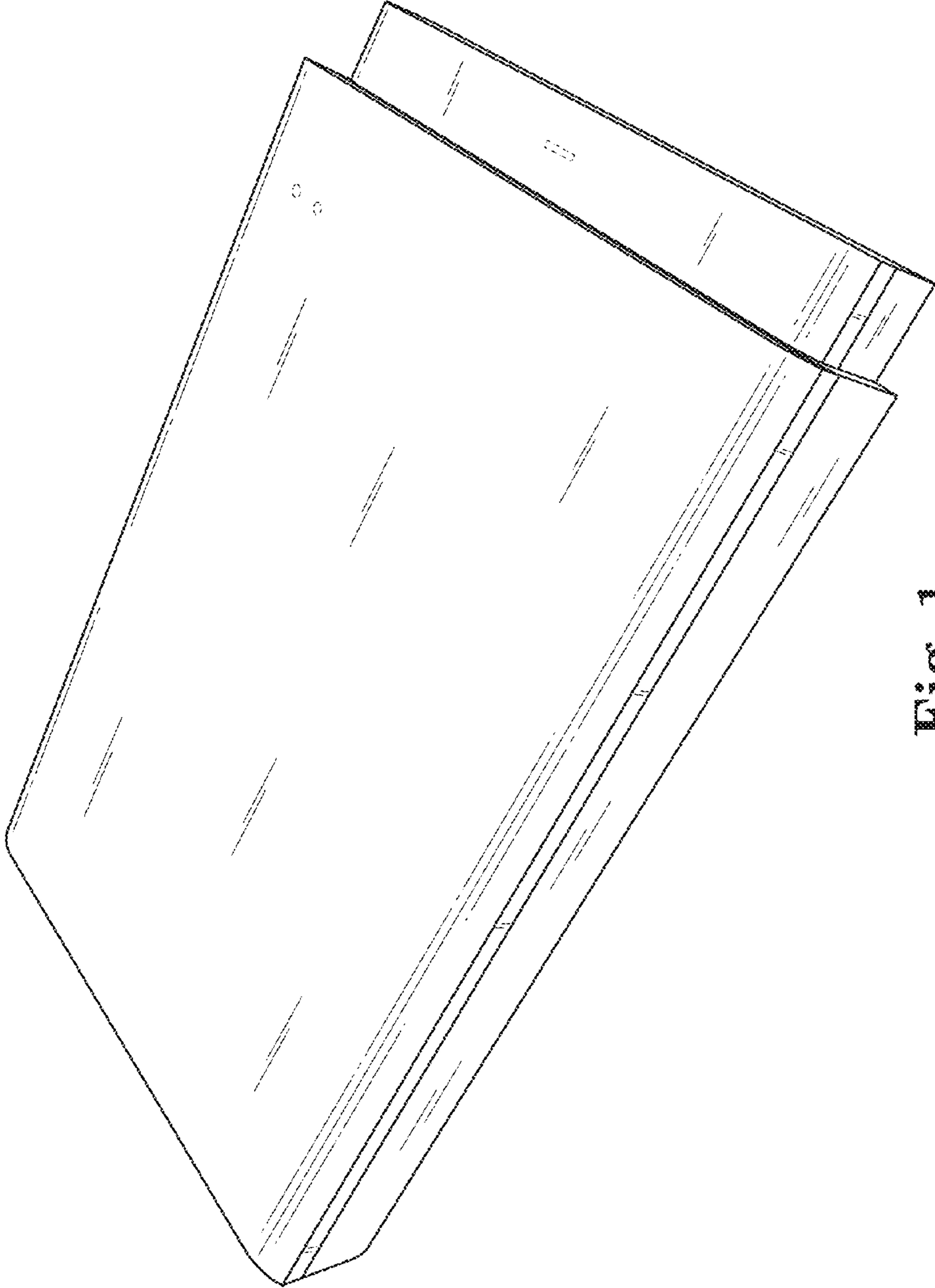


Fig. 1




Fig. 2




Fig. 3






Fig. 4




Fig. 5




Fig. 6

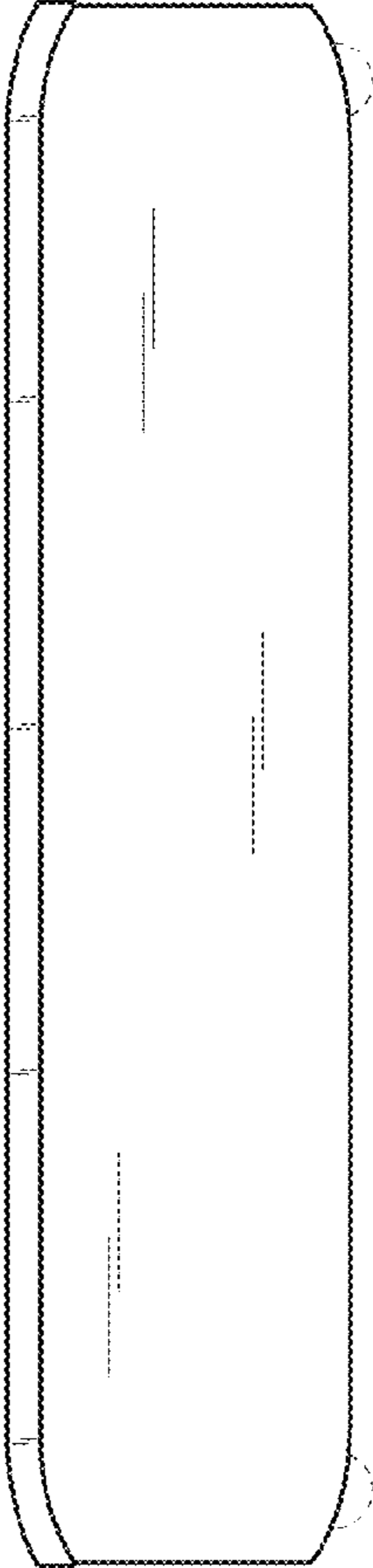


Fig. 7

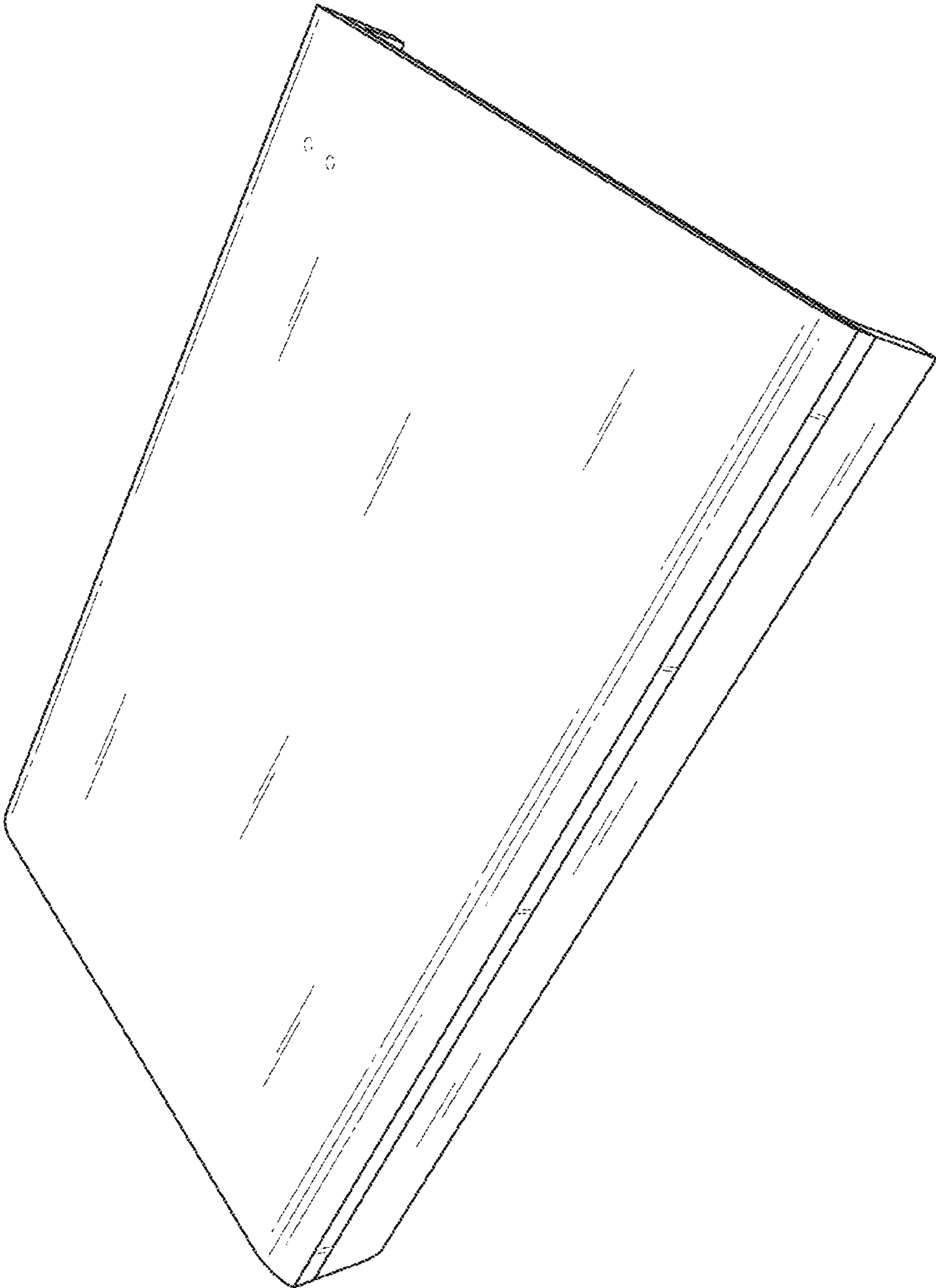


Fig. 8






Fig. 9




Fig. 10




Fig. 11

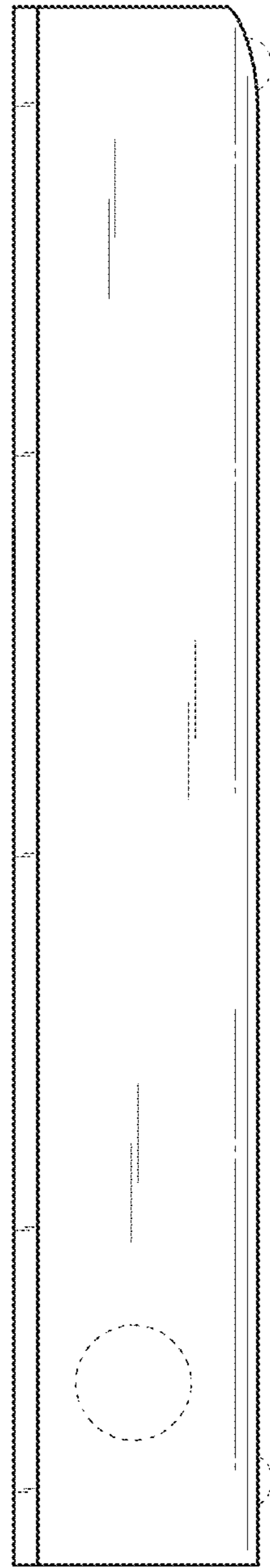


Fig. 12




Fig. 13

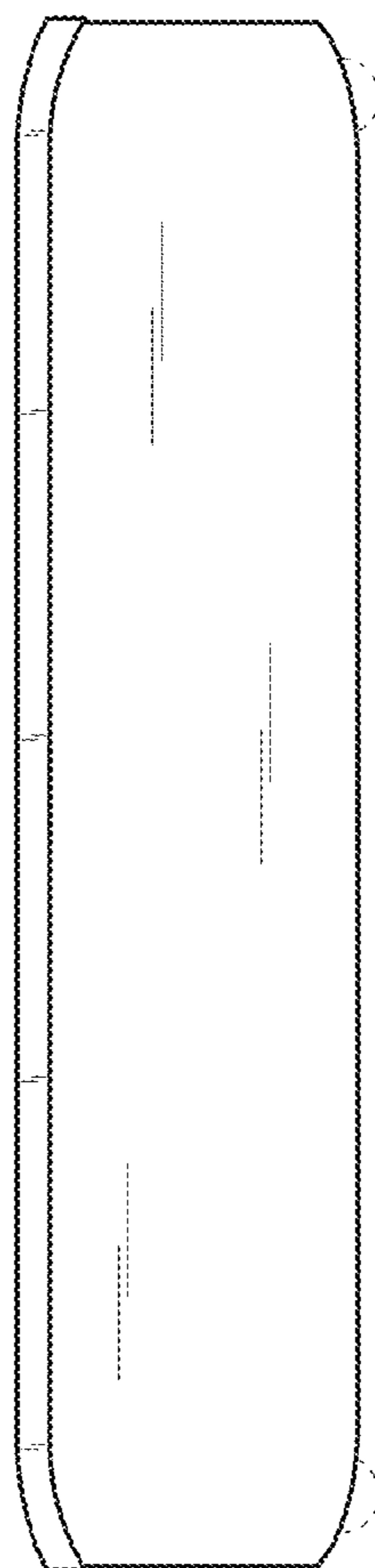


Fig. 14