



US00D739396S

(12) **United States Design Patent**
Wheatley et al.

(10) **Patent No.:** **US D739,396 S**

(45) **Date of Patent:** **** Sep. 22, 2015**

(54) **FRictionAL HOLDING PAD WITH INCLINED GRIP**

(71) Applicant: **American Covers, Inc.**, Draper, UT (US)

(72) Inventors: **Alan J. Wheatley**, Draper, UT (US);
Bryce Craig, Alpine, UT (US)

(73) Assignee: **American Covers, Inc.**, Draper, UT (US)

(**) Term: **14 Years**

(21) Appl. No.: **29/479,892**

(22) Filed: **Jan. 21, 2014**

Related U.S. Application Data

(63) Continuation of application No. 13/940,074, filed on Jul. 11, 2013, now Pat. No. 8,851,349, which is a continuation of application No. 12/987,662, filed on Jan. 10, 2011, now Pat. No. 8,490,846.

(51) **LOC (10) Cl.** **14-03**

(52) **U.S. Cl.**

USPC **D14/253**

(58) **Field of Classification Search**

USPC D14/208, 209.1, 217, 238.1, 243,
D14/250-253, 434, 440, 447, 496,
D14/203.3-203.7, 248, 240, 341-347;
379/426, 446, 455, 433.1; D19/90, 86,
D19/87, 92; D6/553; 455/575.1, 575.8;
D13/102, 108; 320/108, 115;
D16/242-244; 248/309.1, 371, 176.3,
248/668

CPC B60R 11/02; F16M 2200/00; F16M 13/00
See application file for complete search history.

(56) **References Cited**

U.S. PATENT DOCUMENTS

2,128,118 A 7/1937 Burford
2,244,944 A 6/1941 Furlonge

2,466,502 A 4/1949 Stiller
2,573,323 A 10/1951 Eshelman
2,642,248 A 6/1953 Semon
2,931,489 A 4/1960 Farnholtz
3,654,047 A 4/1972 Berkowitz
3,937,491 A 2/1976 Hilding

(Continued)

FOREIGN PATENT DOCUMENTS

JP 62-266179 11/1987
KR 2001-0091060 10/2001

OTHER PUBLICATIONS

Crown Products; 2002; www.crownprod.com.

(Continued)

Primary Examiner — Susan Bennett Hattan

Assistant Examiner — Janice Hallmark

(74) *Attorney, Agent, or Firm* — Thorpe North & Western LLP

(57) **CLAIM**

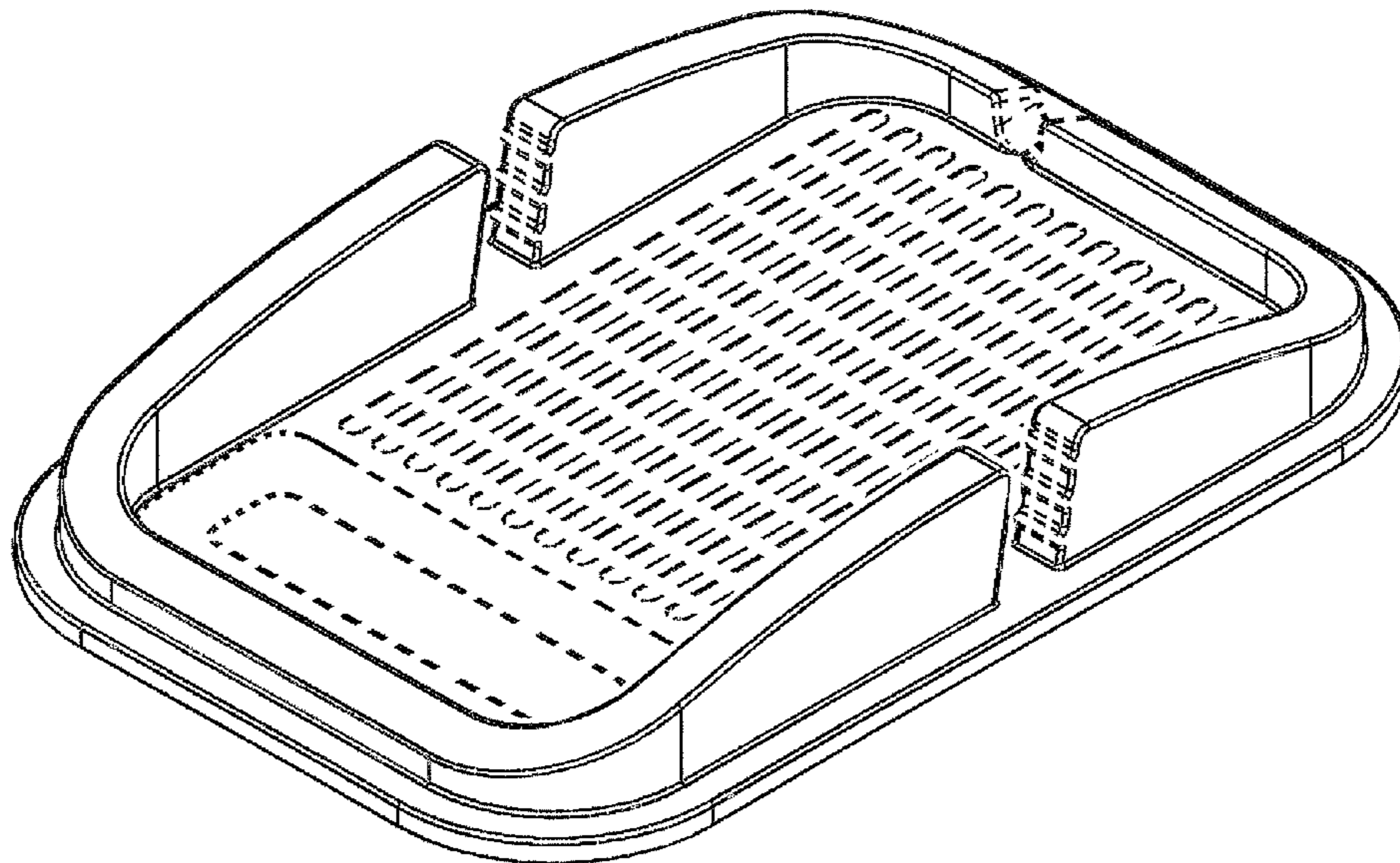
The ornamental design for the frictional holding pad with inclined grip, as shown and described.

DESCRIPTION

FIG. 1 is a perspective view of the frictional holding pad with inclined grip in accordance with our invention;
FIG. 2 is a right side elevation view thereof;
FIG. 3 is a left side elevation view thereof;
FIG. 4 is a top plan view thereof;
FIG. 5 is a bottom plan view thereof;
FIG. 6 is a front elevation view thereof; and,
FIG. 7 is a rear elevation view thereof.

The broken lines shown in FIGS. 1-4 and 7 are for illustrative purposes only and form no part of the claimed design.

1 Claim, 3 Drawing Sheets



(56)

References Cited

U.S. PATENT DOCUMENTS

4,651,354 A 3/1987 Petrey
 4,836,488 A 6/1989 Ross
 4,846,382 A 7/1989 Foultnr et al.
 4,944,311 A 7/1990 Eldridge, Jr. et al.
 4,967,988 A 11/1990 Nguyen
 4,986,496 A 1/1991 Marentic et al.
 5,036,866 A 8/1991 Eldridge, Jr. et al.
 D323,829 S 2/1992 Martinsen et al.
 5,115,071 A 5/1992 Quay et al.
 5,174,607 A 12/1992 Hill
 5,208,027 A 5/1993 Weder et al.
 5,508,084 A 4/1996 Reeves et al.
 5,542,637 A 8/1996 Schriener
 5,599,617 A 2/1997 Ewald
 5,638,249 A 6/1997 Rubino
 5,692,815 A 12/1997 Murphy
 5,829,507 A 11/1998 Pawlowski
 5,899,010 A 5/1999 Peck
 D411,206 S * 6/1999 Richter D14/253
 6,102,660 A 8/2000 Lee
 D431,250 S * 9/2000 Richter D14/447
 6,117,526 A 9/2000 Marks
 6,164,213 A 12/2000 Topps et al.
 6,206,260 B1 3/2001 Covell et al.
 D453,155 S * 1/2002 Michel D14/253
 D456,024 S * 4/2002 Richter D14/434
 6,372,323 B1 4/2002 Kobe et al.
 6,461,709 B1 10/2002 Janssen
 6,506,271 B1 1/2003 Yates
 6,561,378 B1 5/2003 Roessler et al.
 6,610,382 B1 8/2003 Kobe et al.
 6,618,970 B1 9/2003 Fillman et al.
 6,637,829 B1 10/2003 Jenkins
 6,672,622 B2 1/2004 Barron
 6,673,409 B1 1/2004 Wheatley
 6,935,659 B1 8/2005 Weaver
 7,070,172 B2 7/2006 Fabrega et al.
 7,125,602 B2 10/2006 Wheatley
 7,137,570 B2 11/2006 Wheatley et al.
 7,159,792 B2 1/2007 Wheatley
 7,252,867 B2 8/2007 Wheatley
 D555,571 S 11/2007 Eskandry
 7,293,719 B2 11/2007 Wheatley
 D573,075 S 7/2008 Eskandry
 D574,375 S * 8/2008 Prest et al. D14/253
 D579,455 S * 10/2008 Chu D14/447
 D589,962 S * 4/2009 Maruyama et al. D14/432
 D616,431 S * 5/2010 Hijmans D14/253
 D628,203 S * 11/2010 Noble D14/447
 7,910,188 B2 3/2011 Wheatley
 7,923,088 B2 4/2011 Wheatley
 D647,525 S * 10/2011 Seto D14/434
 8,110,269 B2 2/2012 Wheatley
 8,110,270 B2 2/2012 Wheatley
 D661,309 S * 6/2012 Murrer et al. D14/447
 8,197,761 B1 6/2012 Miller-Larry
 D668,662 S * 10/2012 Suiter D14/447
 8,490,846 B1 7/2013 Wheatley et al.
 8,501,294 B1 8/2013 Wheatley
 8,518,510 B1 8/2013 Wheatley
 D696,260 S * 12/2013 Merea D14/447
 8,632,041 B2 * 1/2014 Ahn et al. 248/346.04
 D700,614 S * 3/2014 Hamblet D14/447
 D701,213 S * 3/2014 Pajic D14/447
 D721,073 S * 1/2015 Alesi et al. D14/253
 2002/0049297 A1 4/2002 Suzuki et al.
 2002/0119292 A1 8/2002 Venkatasanthanam et al.
 2004/0084492 A1 5/2004 Wheatley
 2004/0169091 A1 9/2004 Wheatley et al.

2004/0223341 A1 11/2004 Hsiung
 2005/0161512 A1 7/2005 Jones et al.
 2005/0169793 A1 8/2005 Wheatley et al.
 2005/0199668 A1 9/2005 Wheatley
 2005/0271847 A1 12/2005 Antonini
 2005/0274852 A1 12/2005 Saez et al.
 2006/0121250 A1 6/2006 Wheatley
 2006/0154029 A1 7/2006 Antonini
 2006/0196964 A1 9/2006 Wheatley et al.
 2006/0198978 A1 9/2006 Antonini
 2007/0206249 A1 9/2007 Phillips et al.
 2008/0251680 A1 10/2008 Matias
 2009/0004420 A1 1/2009 Wheatley
 2009/0072045 A1 3/2009 Wheatley et al.
 2010/0001151 A1 1/2010 Wheatley
 2010/0065654 A1 3/2010 Wheatley et al.
 2011/0155884 A1 6/2011 Wheatley
 2011/0165383 A1 7/2011 Wheatley
 2013/0292440 A1 11/2013 Wheatley et al.
 2014/0030466 A1 1/2014 Wheatley
 2014/0037867 A1 2/2014 Wheatley

OTHER PUBLICATIONS

FNN—Fleet NewsNet: Company Car Fleet Management Solutions; p. 1-4; Roadtest; www.fleetnewsnet.co.uk.
<http://www.bracketron.com/?catid=11>; Bracketron Inc.; GPS Accessories; as accessed Nov. 2009; 2 pages.
<http://bracketron.com/index.php?catid=16&pid=24>; Bracketron, Inc.; Nav-Mat Portable GPS Dash Mount; as accessed Nov. 2009; 2 pages.
http://www.bracketron.com/?includes/phpThumb/phpThumb.php?src=../_products/UFM-100B...; Bracketron Inc.; NavMat; as accessed Nov. 2009; 1 page.
 Dashmat Ultimate the Revolutionary Breakthrough Dashboard Cover; Saddleman Inc. 1998; 2 pages.
 1999 Catalogue; Canadian Tire, 1 page submitted, Jul. 29, 2015.
 U.S. Appl. No. 13/940,074, filed Jul. 11, 2013; Alan J. Wheatley; office action dated Apr. 24, 2014.
 3M, Product Bulletin PIJ180/180C, Release G, Effective Oct. 2008; 12 pages.
 Cellgells Stick Almost Anywhere—Cell Phones, Music Devices, Laptops, Helmets, Cars . . . ; <http://www.celgells.com>; 1 page; as accessed on Jun. 5, 2009.
 Derwent; abstract of JP 62-266179 to Koyanagi; Derwent World Patents Index.
 Derwent; abstract of KR 2001-0091060 to Lim; Derwent World Patents Index.
 Egrips® Non-slip! Technology; <http://www.egrips.com/technology>; 2 pages; as accessed on Nov. 19, 2009.
 Egrips® Non-slip! Technology; <http://egrips.com/>; 3 pages; as accessed on Jun. 22, 2009.
 Egrips® Non-slip! Technology; <http://egrips.com/faq>; 3 pages; as accessed on Jun. 22, 2009.
 General Electric “Friction Pad Kit” Instructions Field Made for MPD, MPD Friction Pad; Aug. 19, 1988; 6 pages.
 Grip N Stay, It’s Time to Get a Grip; http://www.gripnstay.com/catalog/index.php?main_page=index; 1 page; as accessed on Dec. 4, 2009.
 Merriam Webster: Definition of catalyst (noun); Merriam Webster (Concise Encyclopedia) 2014; <http://www.merriam-webster.com/dictionary/catalyst>; 4 pages.
 Non-Slip Grip-it-Strips® for Laptops; 1 page; 2010.
 U.S. Appl. No. 13/711,396, filed Dec. 11, 2012; Alan Wheatley.
 U.S. Appl. No. 13/793,619, filed Mar. 11, 2013; Bryce Haymond.
 U.S. Appl. No. 13/940,074, filed Jul. 11, 2013; Alan J. Wheatley; notice of allowance mailed Aug. 6, 2014.

* cited by examiner

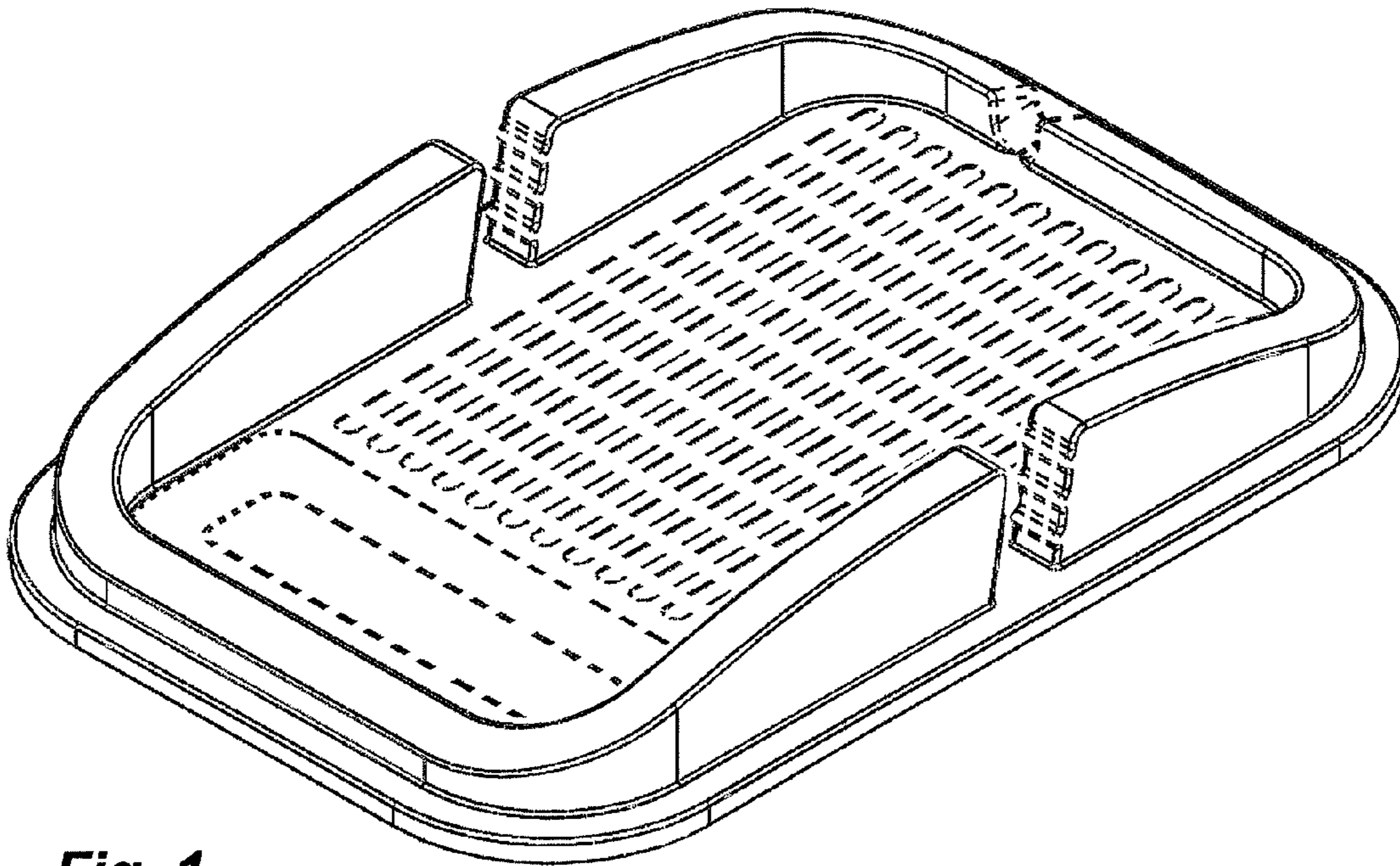


Fig. 1




Fig. 2




Fig. 3

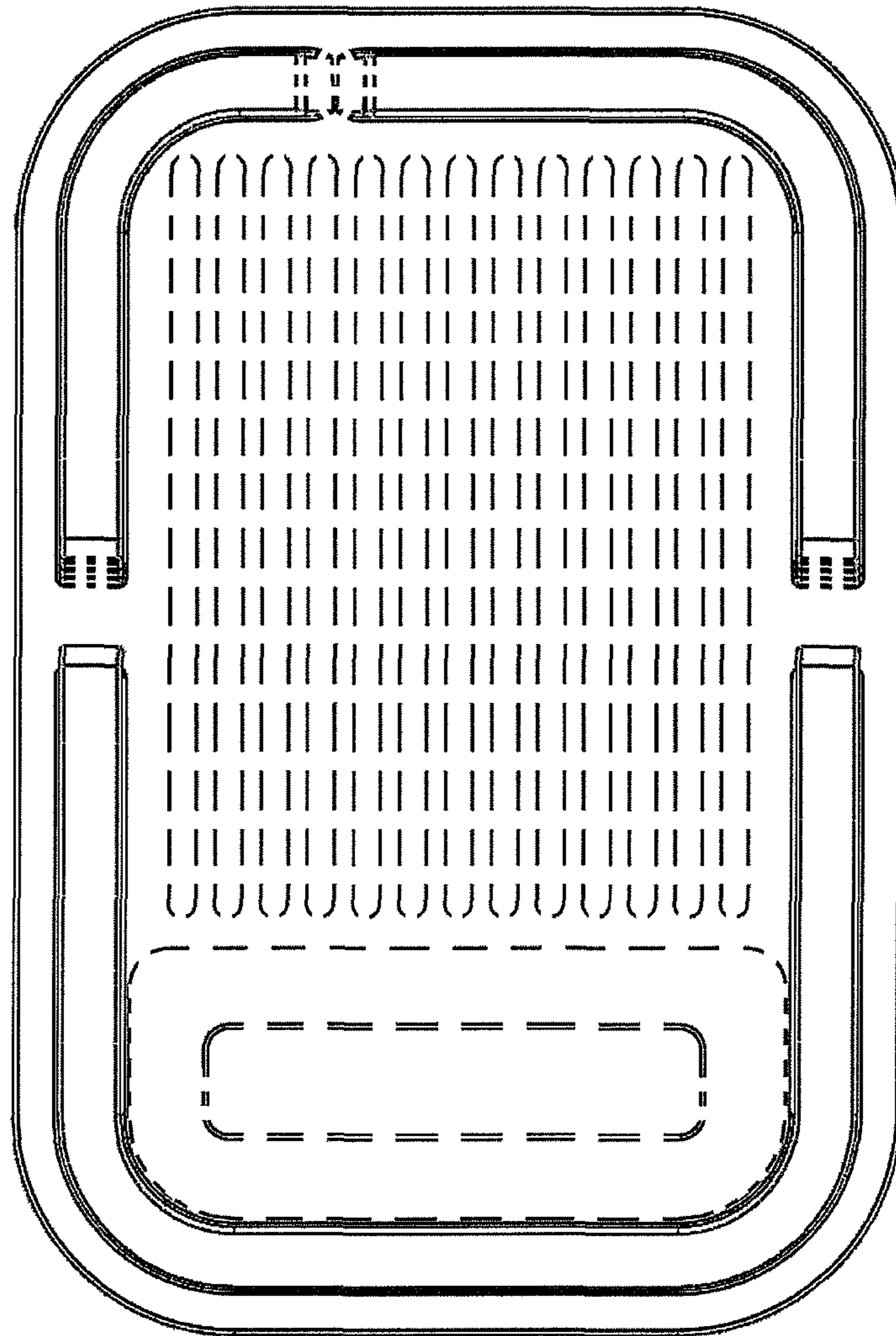


Fig. 4




Fig. 5




Fig. 6

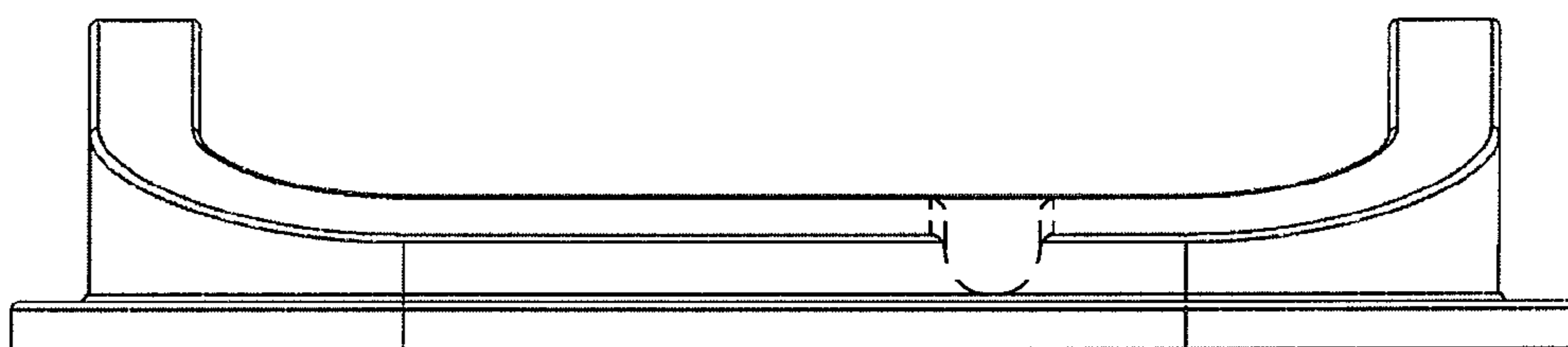


Fig. 7