



US00D739386S

(12) **United States Design Patent**  
**Gattinger**

(10) **Patent No.:** **US D739,386 S**

(45) **Date of Patent:** **\*\* Sep. 22, 2015**

(54) **LOUDSPEAKER**

(71) Applicant: **Harman International Industries, Incorporated**, Northridge, CA (US)

(72) Inventor: **Manuel Gattinger**, Munich (DE)

(73) Assignee: **Harman International Industries, Incorporated**, Northridge, CA (US)

(\*\*) Term: **14 Years**

(21) Appl. No.: **29/465,835**

(22) Filed: **Aug. 30, 2013**

(51) **LOC (10) Cl.** ..... **14-03**

(52) **U.S. Cl.**  
USPC ..... **D14/219; D14/210; D14/214**

(58) **Field of Classification Search**  
USPC ..... D14/167, 168, 170–172, 188, 194–196, D14/204, 207, 209.1, 210–216, 219, 221, D14/222, 224, 496; 181/143, 144, 147, 148, 181/150, 153, 157, 198, 199; 381/300–303, 381/306, 332, 333, 336, 345, 361–364, 381/386–388; 369/6–12  
CPC .... B60R 11/0217; G06F 1/1688; H04M 1/03; H04M 1/035; H04R 1/02; H04R 1/06; H04R 1/021; H04R 1/025; H04R 1/026; H04R 1/028; H04R 1/105; H04R 1/323; H04R 1/403; H04R 1/2803; H04R 1/2834; H04R 5/02; H04R 7/20; H04R 9/06; H04R 9/025; H04R 2201/021; H04R 2400/00; H04R 2400/07; H04R 2499/11; H04R 2499/13; H04R 2499/15; H04S 3/00; H04S 7/30

See application file for complete search history.

(56) **References Cited**

U.S. PATENT DOCUMENTS

D219,384 S *	12/1970	Palmquist .....	D14/219
D260,891 S *	9/1981	Fink .....	D14/196
D661,687 S *	6/2012	Yoshiizumi .....	D14/214
D695,710 S *	12/2013	Szymanski et al. ....	D14/214
D710,829 S *	8/2014	Loudon et al. ....	D14/219
D726,684 S *	4/2015	Schmiedbauer .....	D14/210

\* cited by examiner

*Primary Examiner* — Keli L Hill

(74) *Attorney, Agent, or Firm* — Plumsea Law Group, LLC

(57) **CLAIM**

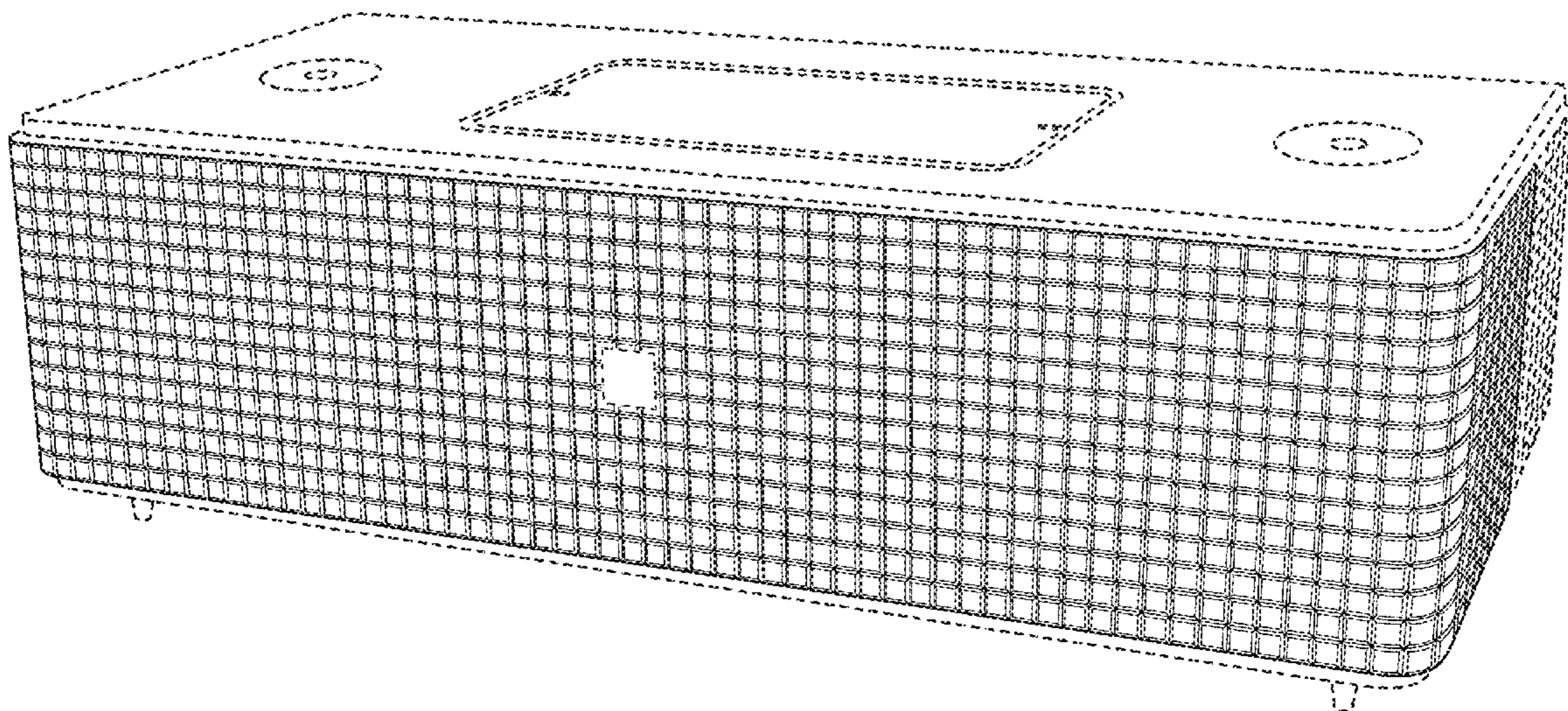
The ornamental design for a loudspeaker, as shown and described.

**DESCRIPTION**

FIG. 1 is a perspective view of a loudspeaker showing my new design;  
FIG. 2 is a front elevational view thereof;  
FIG. 3 is a side elevational view of one side thereof;  
FIG. 4 is a side elevational view of the opposite side thereof;  
and,  
FIG. 5 is a top plan view thereof.

The jagged broken lines represent the bounds of the claimed design while all other broken lines are included for the purpose of illustrating portions of the loudspeaker; the broken lines form no part of the claimed design.

**1 Claim, 4 Drawing Sheets**



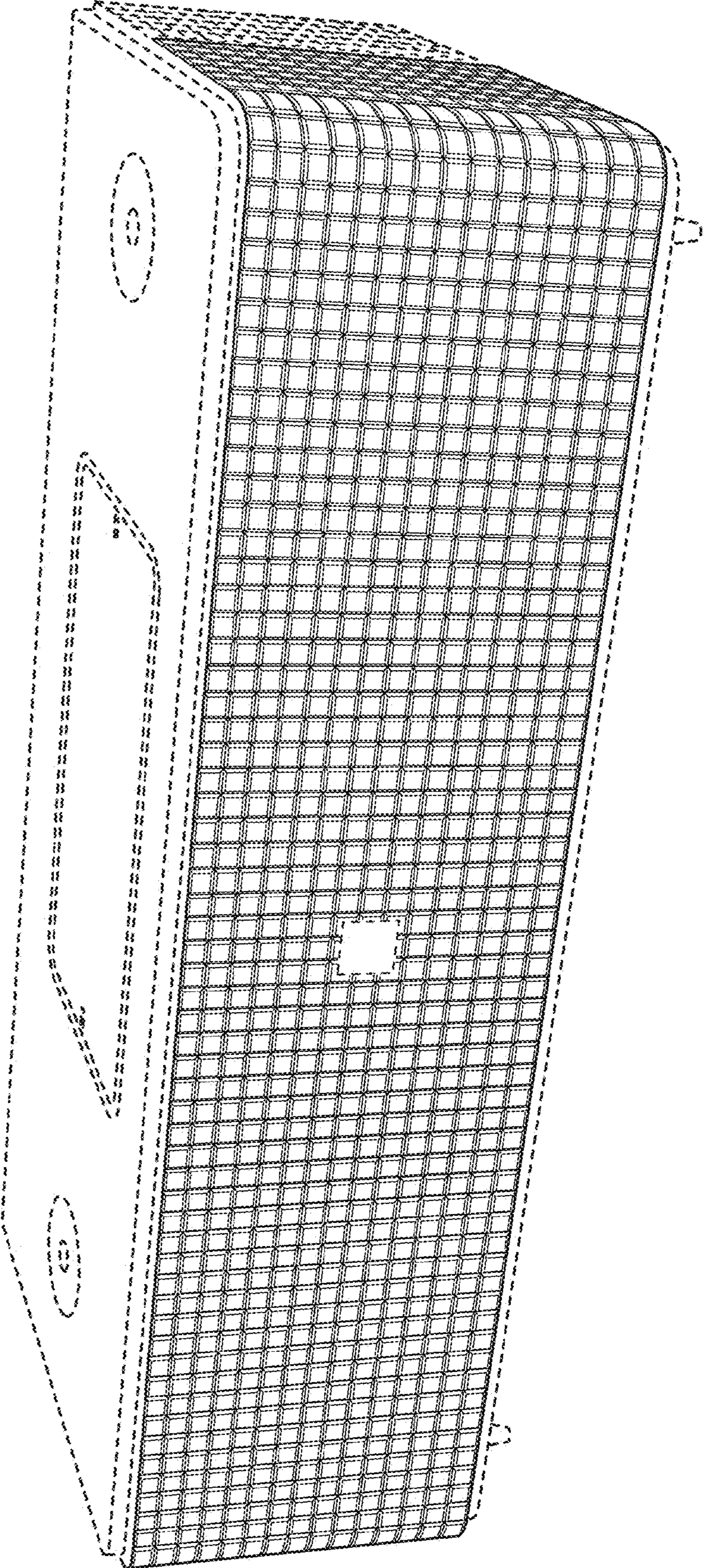


FIG. 1

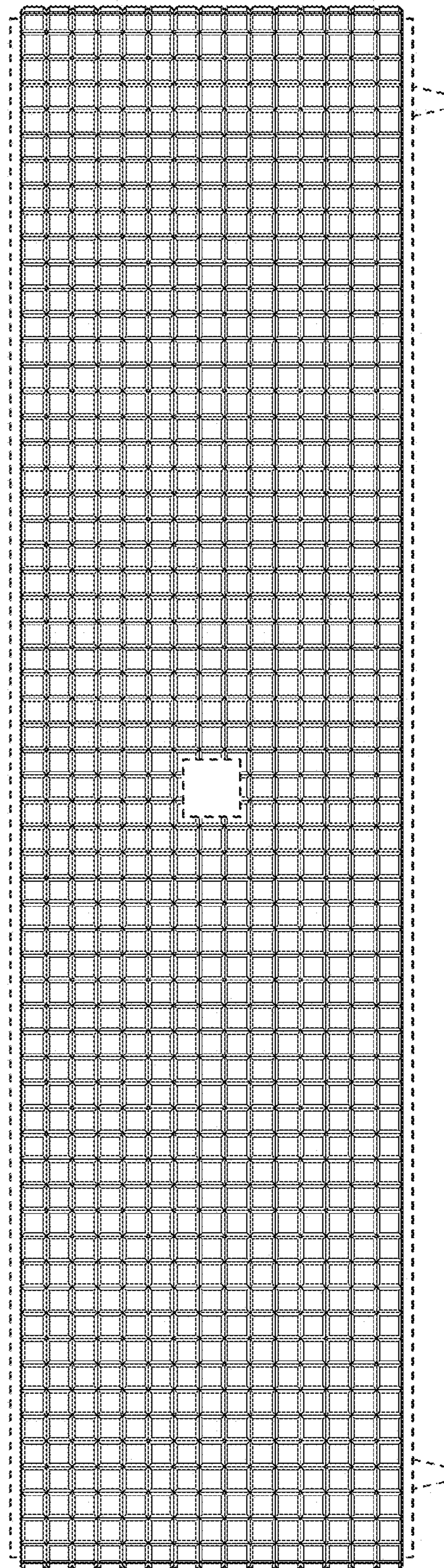
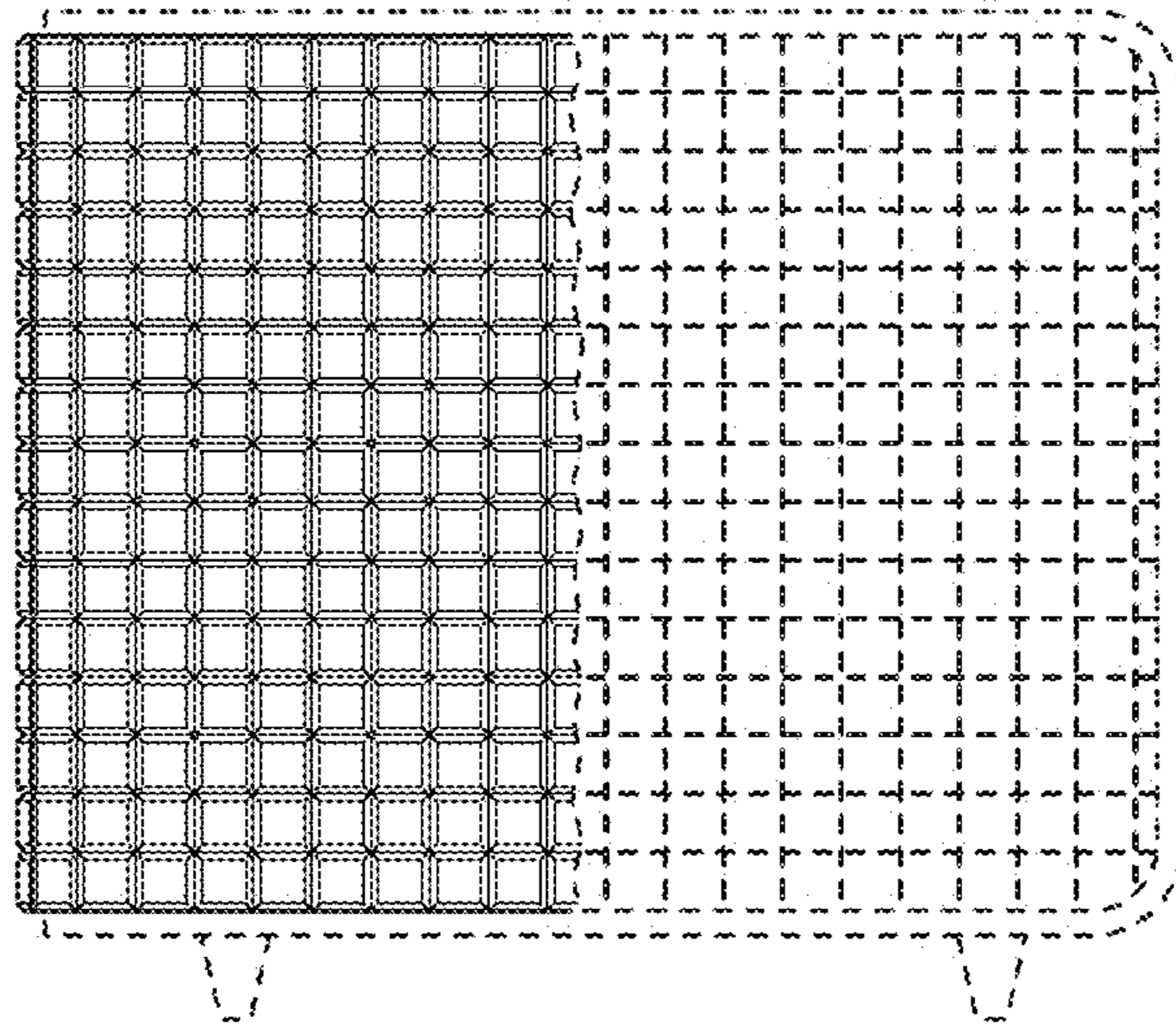
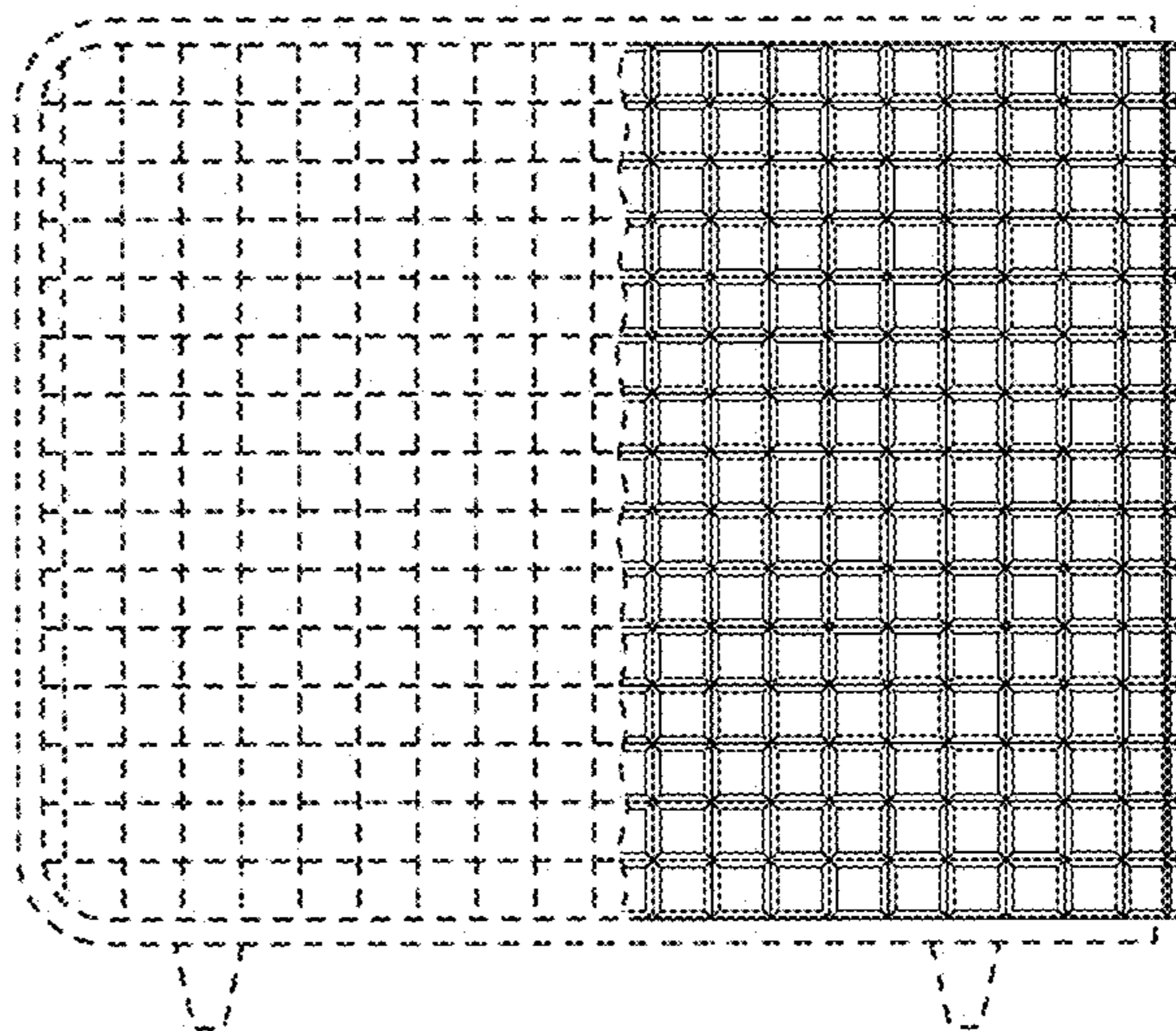


FIG. 2



**FIG. 3**



**FIG. 4**

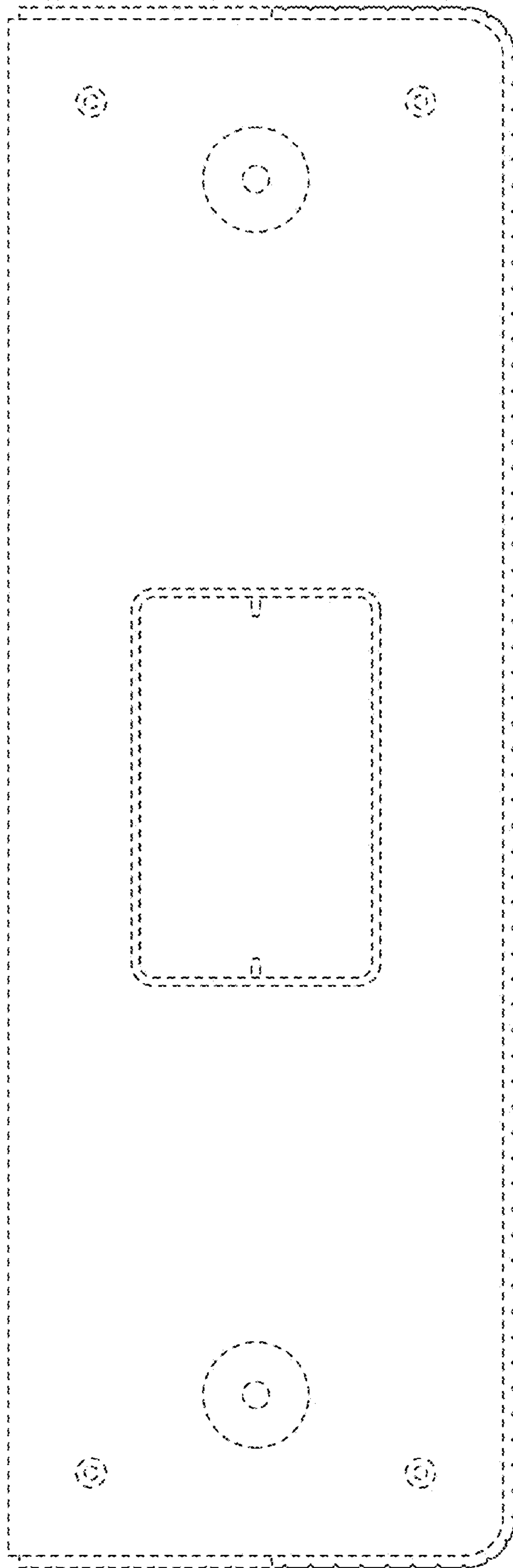


FIG. 5