



US00D739374S

(12) **United States Design Patent**
Chong

(10) **Patent No.:** **US D739,374 S**

(45) **Date of Patent:** **** Sep. 22, 2015**

(54) **AUDIO APPARATUS**

(71) Applicant: **LG ELECTRONICS INC.**, Seoul (KR)

(72) Inventor: **Yuonui Chong**, Seoul (KR)

(73) Assignee: **LG Electronics Inc.**, Seoul (KR)

(**) Term: **14 Years**

(21) Appl. No.: **29/451,910**

(22) Filed: **Apr. 10, 2013**

(30) **Foreign Application Priority Data**

Oct. 11, 2012 (KR) 30-2012-0048446

(51) **LOC (10) Cl.** **14-03**

(52) **U.S. Cl.**
USPC **D14/188**; D14/502

(58) **Field of Classification Search**
USPC D14/368, 125, 496, 498-511, 168-171,
D14/188, 193, 197-198, 203.1;
455/90.1-90.3, 344-355
See application file for complete search history.

(56) **References Cited**

U.S. PATENT DOCUMENTS

D527,362 S * 8/2006 Inoue D14/506
D585,402 S * 1/2009 Shimizu D14/500
D592,179 S * 5/2009 Ichinose et al. D14/168
D639,758 S * 6/2011 Lee et al. D14/125

D647,504 S * 10/2011 Choi D14/209.1
D654,507 S * 2/2012 Yagi D14/502
D671,909 S * 12/2012 Choi D14/188
D675,594 S * 2/2013 Lee D14/188
D689,860 S * 9/2013 Chong et al. D14/368
D692,849 S * 11/2013 Choi D14/188

* cited by examiner

Primary Examiner — Sandra Morris

(74) *Attorney, Agent, or Firm* — Birch, Stewart, Kolasch & Birch, LLP

(57) **CLAIM**

The ornamental design for an audio apparatus, as shown and described.

DESCRIPTION

FIG. 1 is a perspective view of the audio apparatus;
FIG. 2 is a front view thereof;
FIG. 3 is a rear view thereof;
FIG. 4 is a left side view thereof;
FIG. 5 is a right side view thereof;
FIG. 6 is a top plan view thereof;
FIG. 7 is a bottom plan view thereof; and,
FIG. 8 is a perspective view showing an example of the usage of the subject design which is connected to a Docking System.

The broken lines are for illustrative purposes only and form no part of the claimed design.

1 Claim, 8 Drawing Sheets

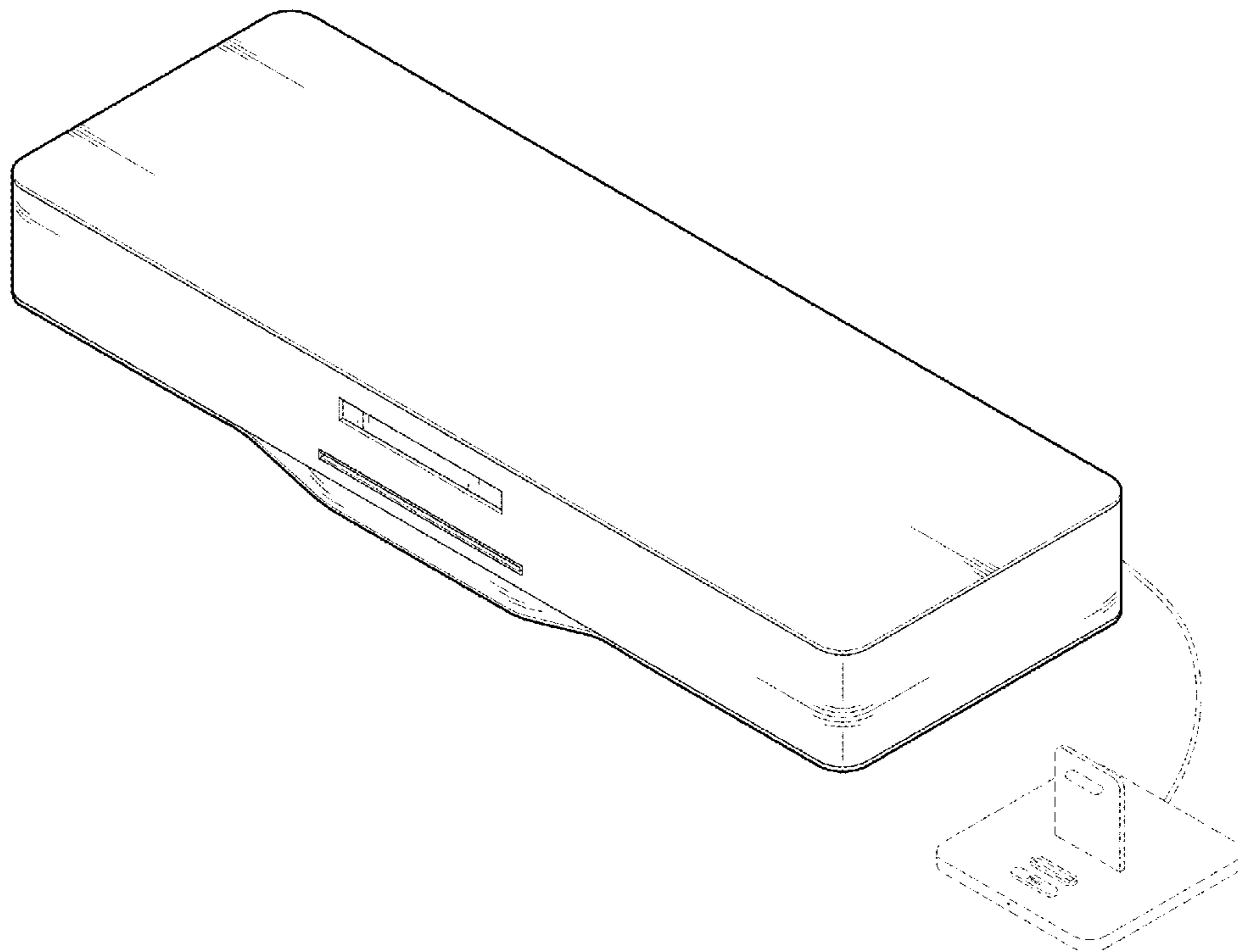


FIG. 1

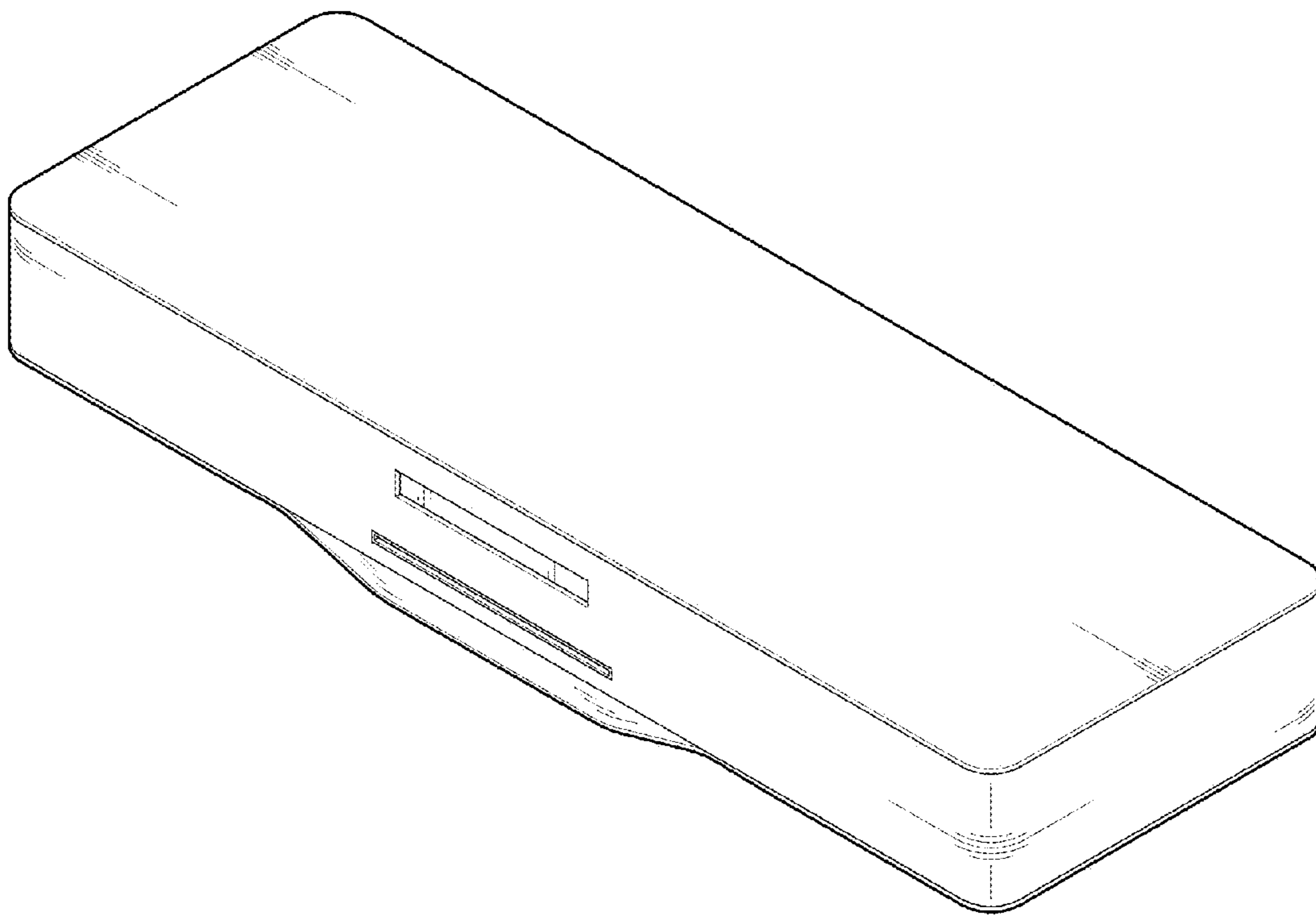


FIG. 2

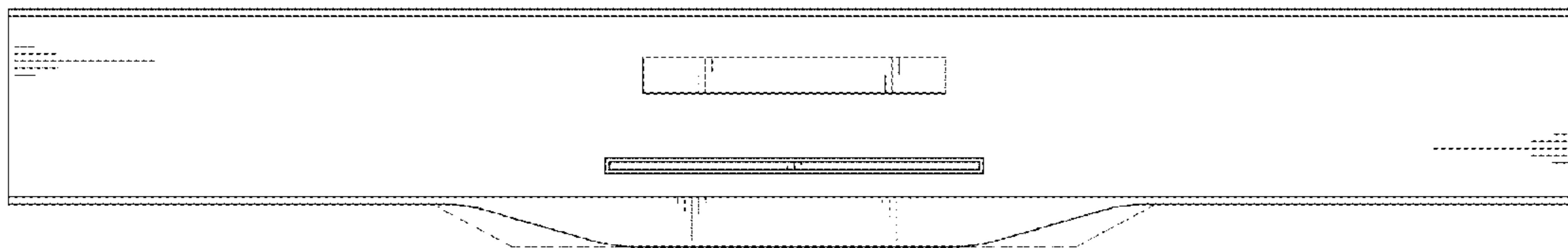


FIG. 3

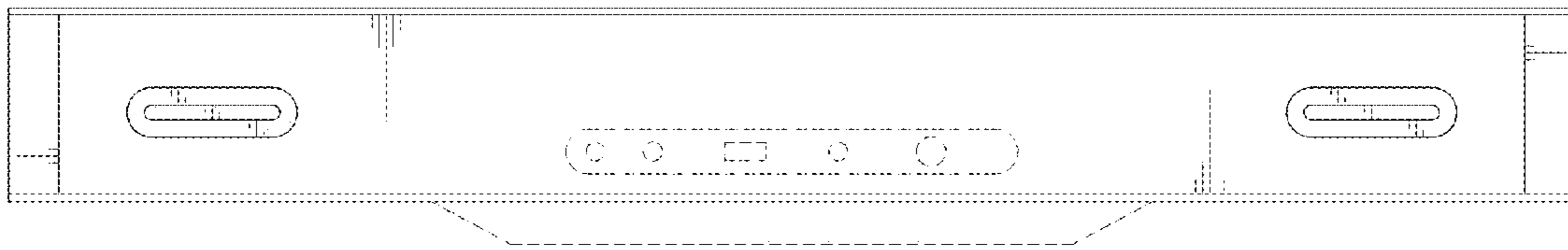


FIG. 4




FIG. 5




FIG. 6



FIG. 7

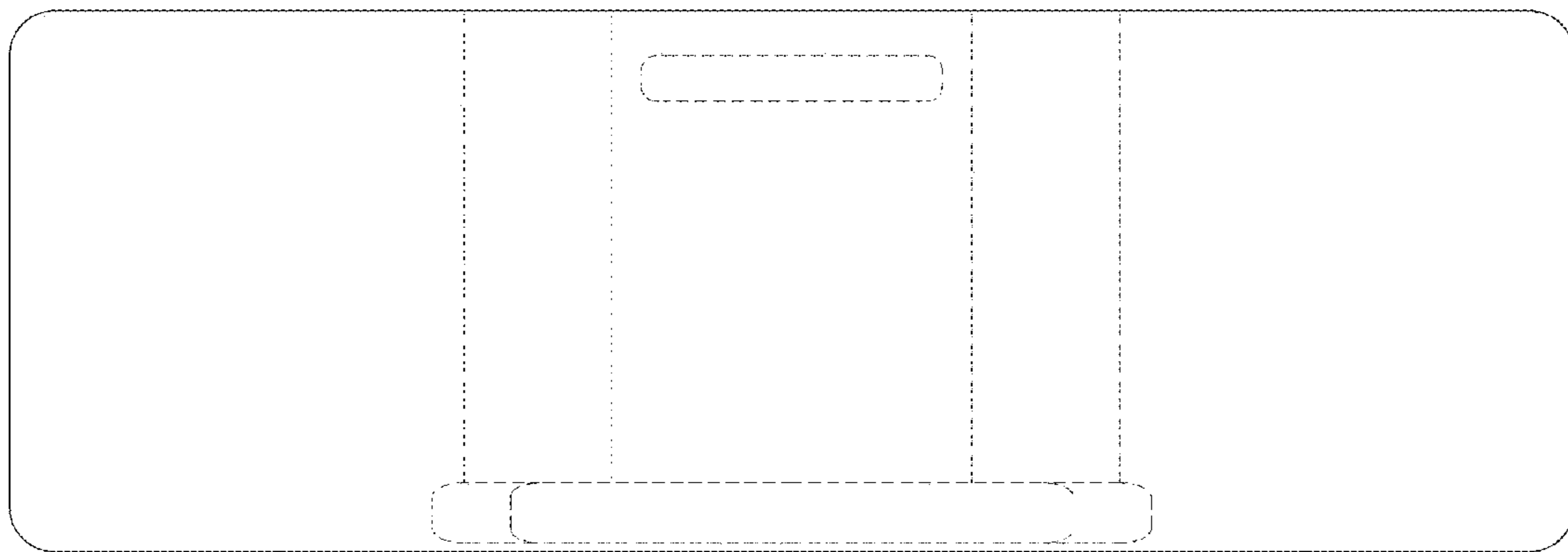


FIG. 8

