



US00D739344S

(12) **United States Design Patent**  
**Kuwano**

(10) **Patent No.:** **US D739,344 S**  
(45) **Date of Patent:** **\*\* Sep. 22, 2015**

- (54) **TIRE**
- (71) Applicant: **Toyo Tire & Rubber Co., Ltd.**, Osaka (JP)
- (72) Inventor: **Shingo Kuwano**, Osaka (JP)
- (73) Assignee: **Toyo Tire & Rubber Co., Ltd.**, Osaka (JP)
- (\*\*) Term: **14 Years**
- (21) Appl. No.: **29/480,507**
- (22) Filed: **Jan. 27, 2014**
- (30) **Foreign Application Priority Data**  
Oct. 28, 2013 (JP) ..... 2013-025020
- (51) **LOC (10) Cl.** ..... **12-05**
- (52) **U.S. Cl.**  
USPC ..... **D12/605**
- (58) **Field of Classification Search**  
USPC ..... D12/604, 605; D7/588, 396.4, 396.5;  
152/523, 524, 525, 555  
CPC ..... B60C 13/00; B60C 13/001; B60C 13/02;  
B60C 1/0025  
See application file for complete search history.

- D645,812 S \* 9/2011 Tokizaki ..... D12/605
- D649,111 S \* 11/2011 Tokizaki ..... D12/605
- D670,644 S \* 11/2012 Miyazaki ..... D12/605
- D695,211 S \* 12/2013 Yasunaga ..... D12/605
- D700,886 S \* 3/2014 Matsumoto et al. .... D12/605
- D711,816 S \* 8/2014 Iwabuchi ..... D12/605

**FOREIGN PATENT DOCUMENTS**

JP D1426597 S 11/2011

\* cited by examiner

*Primary Examiner* — Cynthia M Chin

(74) *Attorney, Agent, or Firm* — Sterne, Kessler, Goldstein & Fox P.L.L.C.

(57) **CLAIM**

The ornamental design for a tire, as shown and described.

**DESCRIPTION**

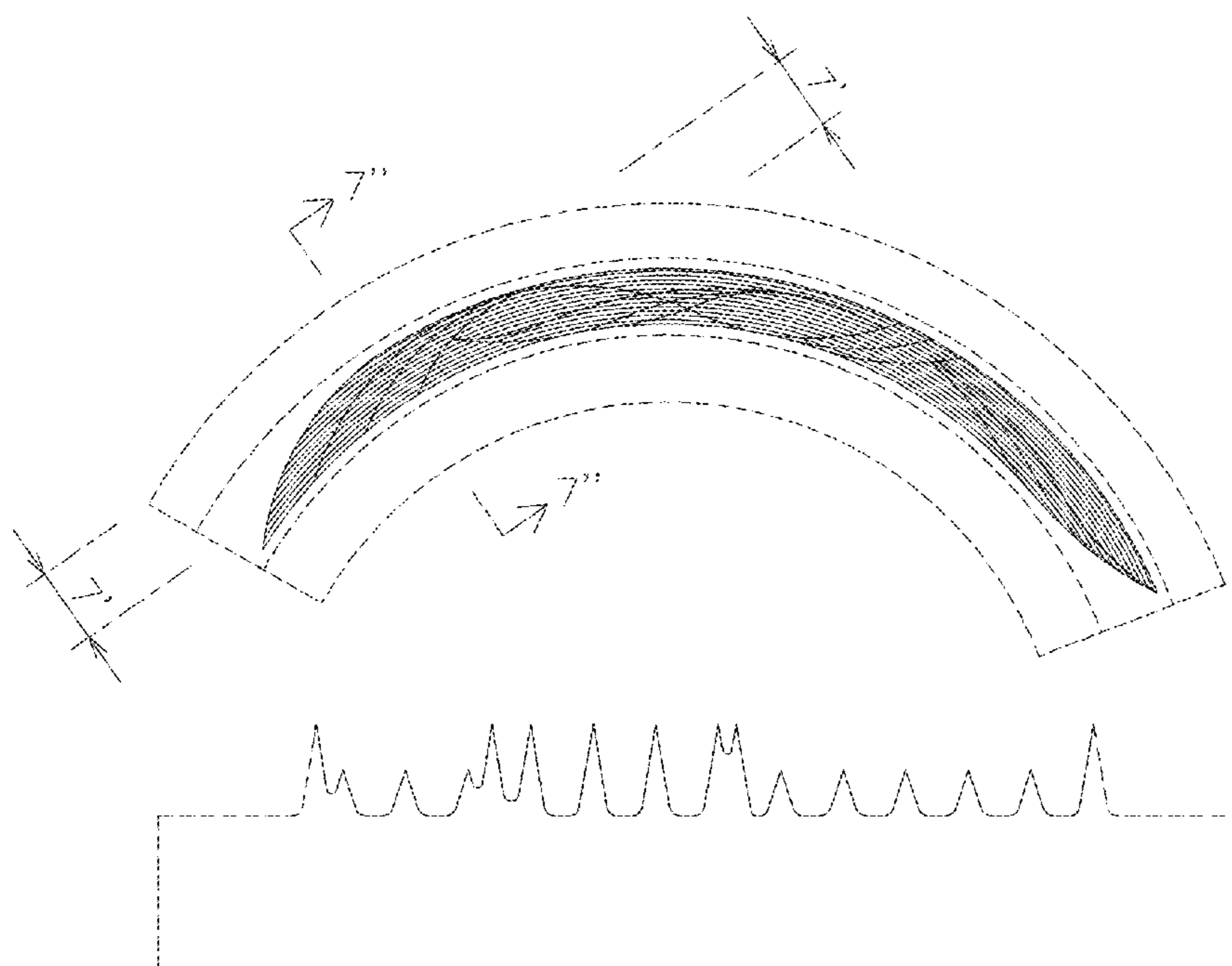
FIG. 1 is a perspective view of a tire showing my new design;  
 FIG. 2 is a front view thereof;  
 FIG. 3 is a rear view thereof;  
 FIG. 4 is a left side view thereof, for which the right side view is a mirror image;  
 FIG. 5 is a top plan view thereof, for which the bottom plan view is a mirror image;  
 FIG. 6 is an enlarged partial view of the top portion of FIG. 2; and,  
 FIG. 7 is a cross-sectional view taken along line 7"-7" in FIG. 6 within the portion 7-7 in FIG. 5 and 7'-7' in FIG. 6.  
 In the drawings, the broken lines showing portions of the tire tread, sidewall, and inner bead depict portions of the tire which form no part of the claimed design.

**1 Claim, 7 Drawing Sheets**

(56) **References Cited**

**U.S. PATENT DOCUMENTS**

- D450,274 S \* 11/2001 Ratliff et al. .... D12/605
- D539,729 S \* 4/2007 Maxwell ..... D12/605
- D639,727 S \* 6/2011 Tokizaki ..... D12/605



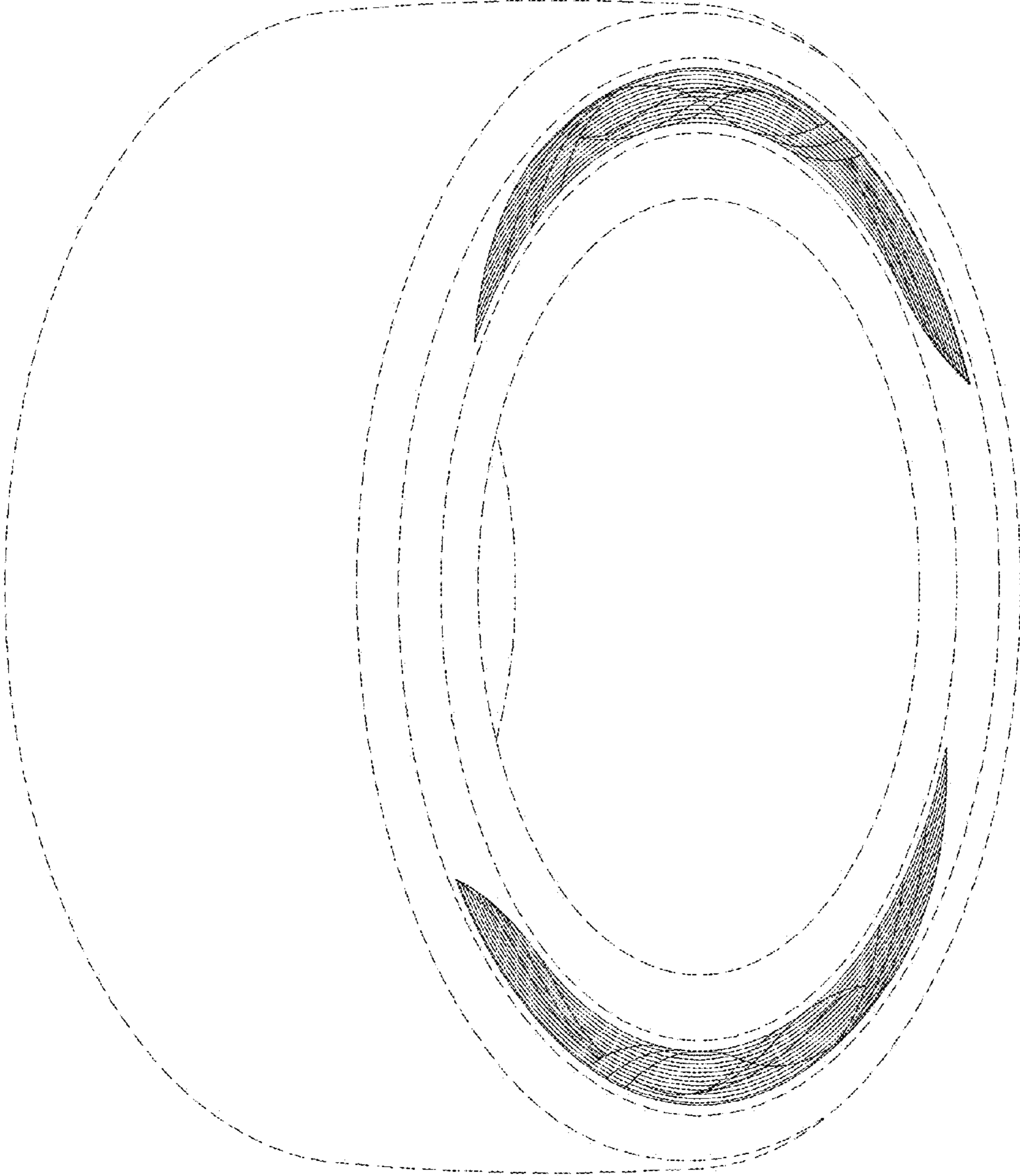


FIG. 1

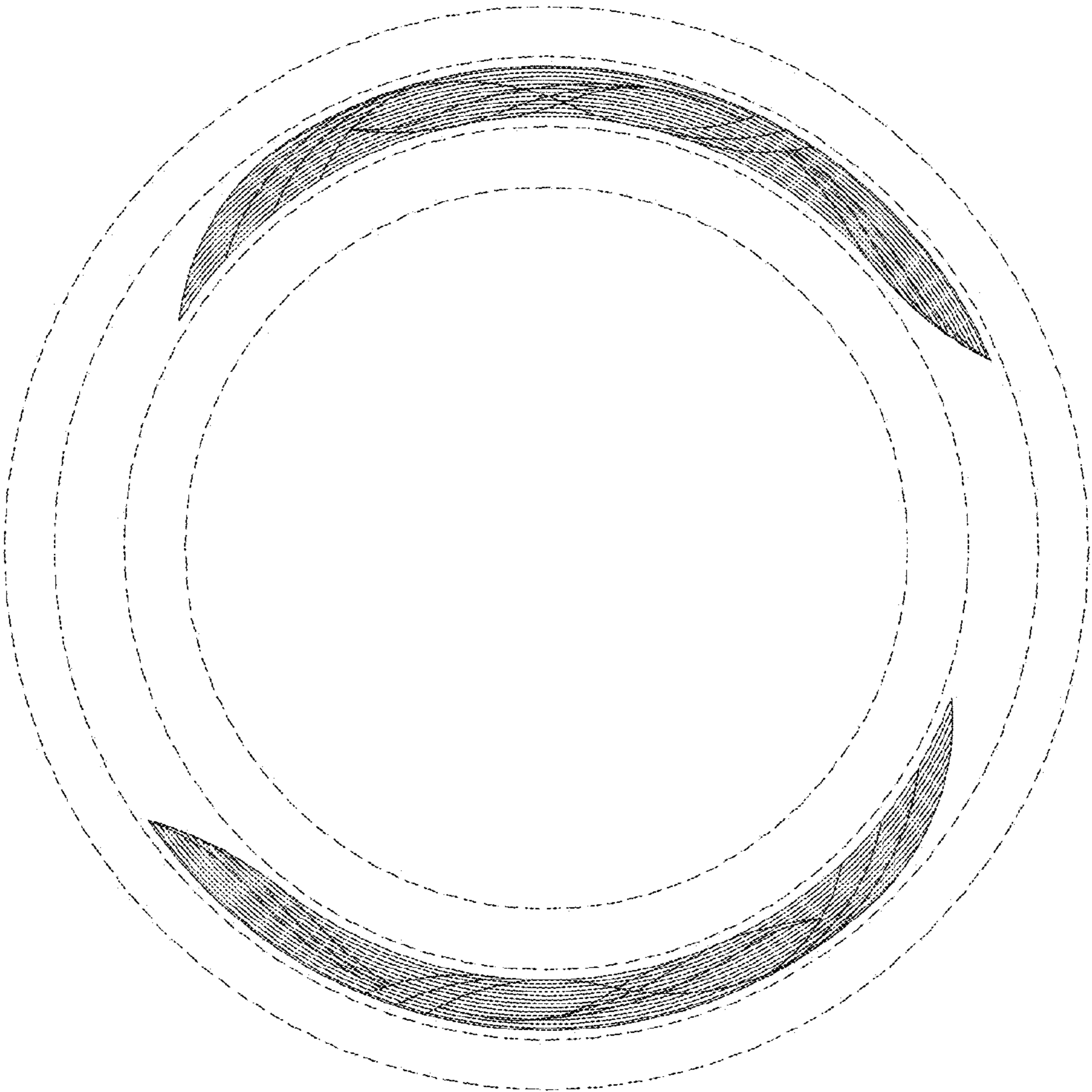


FIG. 2




FIG. 3




FIG. 4




FIG. 5

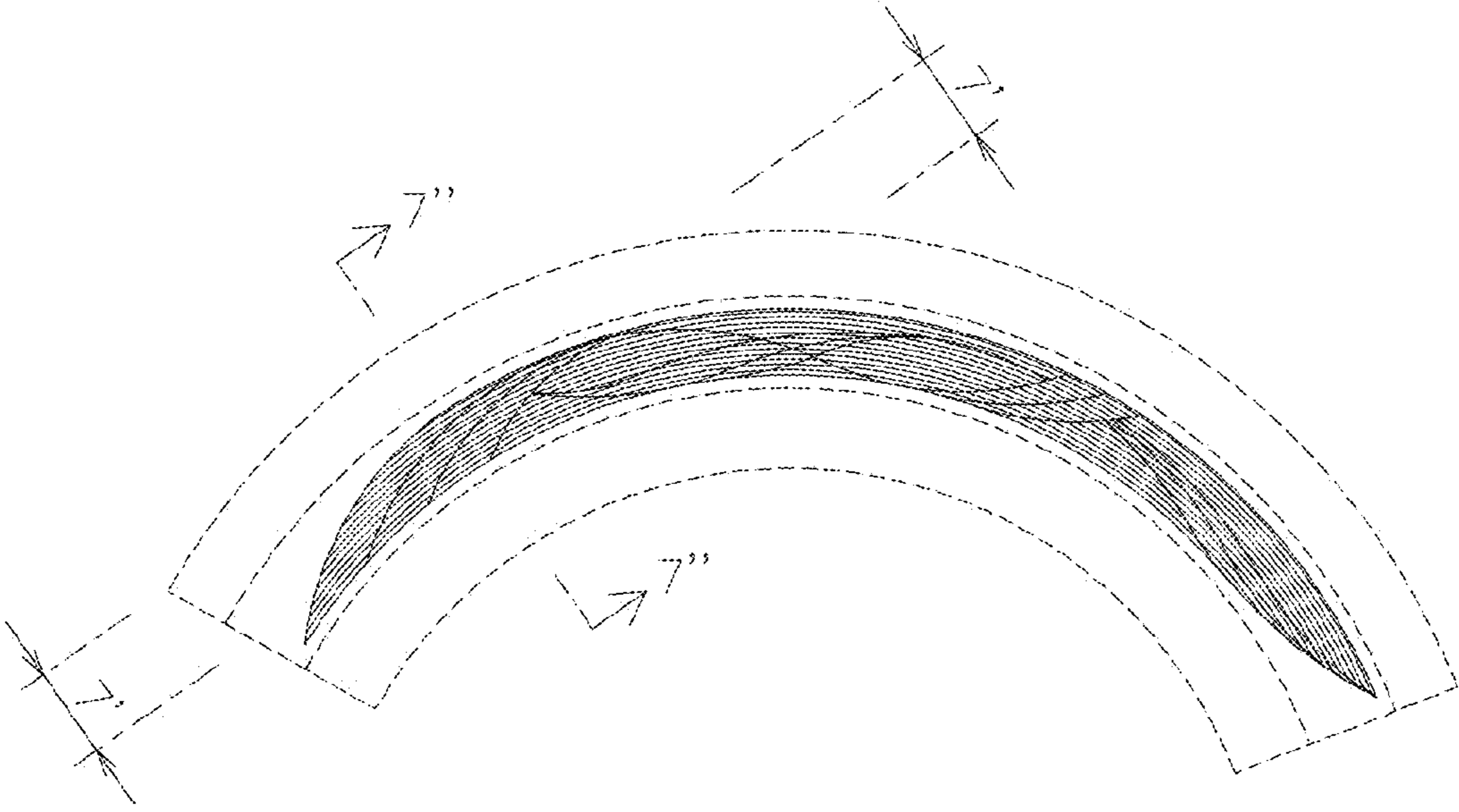


FIG. 6

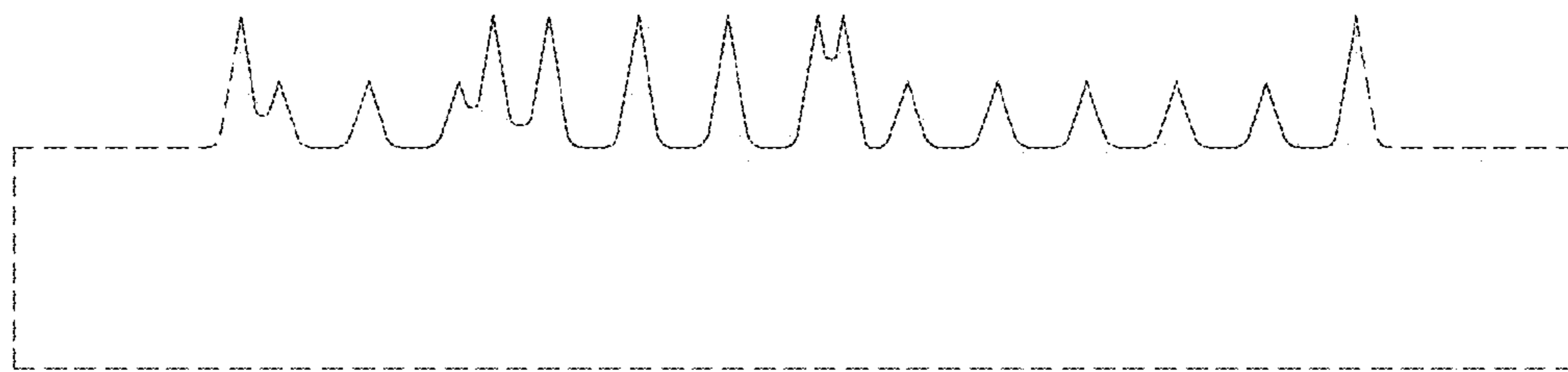


FIG. 7