



US00D739331S

(12) **United States Design Patent**
Munson

(10) **Patent No.:** **US D739,331 S**

(45) **Date of Patent:** **** Sep. 22, 2015**

(54) **BOAT HULL**

(71) Applicant: **Jesse W. Munson**, Woodway, WA (US)

(72) Inventor: **Jesse W. Munson**, Woodway, WA (US)

(**) Term: **14 Years**

(21) Appl. No.: **29/507,711**

(22) Filed: **Oct. 30, 2014**

(51) **LOC (10) Cl.** **12-06**

(52) **U.S. Cl.**
USPC **D12/310**

(58) **Field of Classification Search**
USPC D12/300, 305–307, 310–318;
D21/542–544, 547

CPC B63B 1/042; B63B 1/186; B63B 1/20;
B63B 1/201; B63B 1/203; B63B 1/204

See application file for complete search history.

(56) **References Cited**

U.S. PATENT DOCUMENTS

| | | | | | |
|-----------|-----|---------|------------------|-------|-----------|
| 3,470,839 | A * | 10/1969 | Jefferson et al. | | 114/61.21 |
| 4,091,761 | A * | 5/1978 | Fehn | | 114/290 |
| 5,140,930 | A * | 8/1992 | Lund | | 114/291 |
| 5,458,078 | A * | 10/1995 | Perette | | 114/288 |
| 5,570,649 | A * | 11/1996 | Austin | | 114/61.2 |
| D397,988 | S * | 9/1998 | Brooks et al. | | D12/315 |
| D400,156 | S * | 10/1998 | Duvenage et al. | | D12/312 |
| D401,546 | S * | 11/1998 | Boris et al. | | D12/304 |
| D438,506 | S * | 3/2001 | Munson | | D12/300 |

| | | | | | |
|-----------|------|---------|-----------------|-------|---------|
| 7,318,388 | B2 * | 1/2008 | Scism et al. | | 114/273 |
| D595,204 | S * | 6/2009 | Robinson et al. | | D12/310 |
| D642,109 | S * | 7/2011 | Finbow | | D12/300 |
| 8,281,730 | B2 * | 10/2012 | Munson | | 114/288 |
| D718,210 | S * | 11/2014 | Kristinsson | | D12/317 |
| D725,574 | S * | 3/2015 | Perette | | D12/311 |

* cited by examiner

Primary Examiner — Cynthia M Chin

(74) *Attorney, Agent, or Firm* — Dean A. Craine; Marisa C. Whitaker

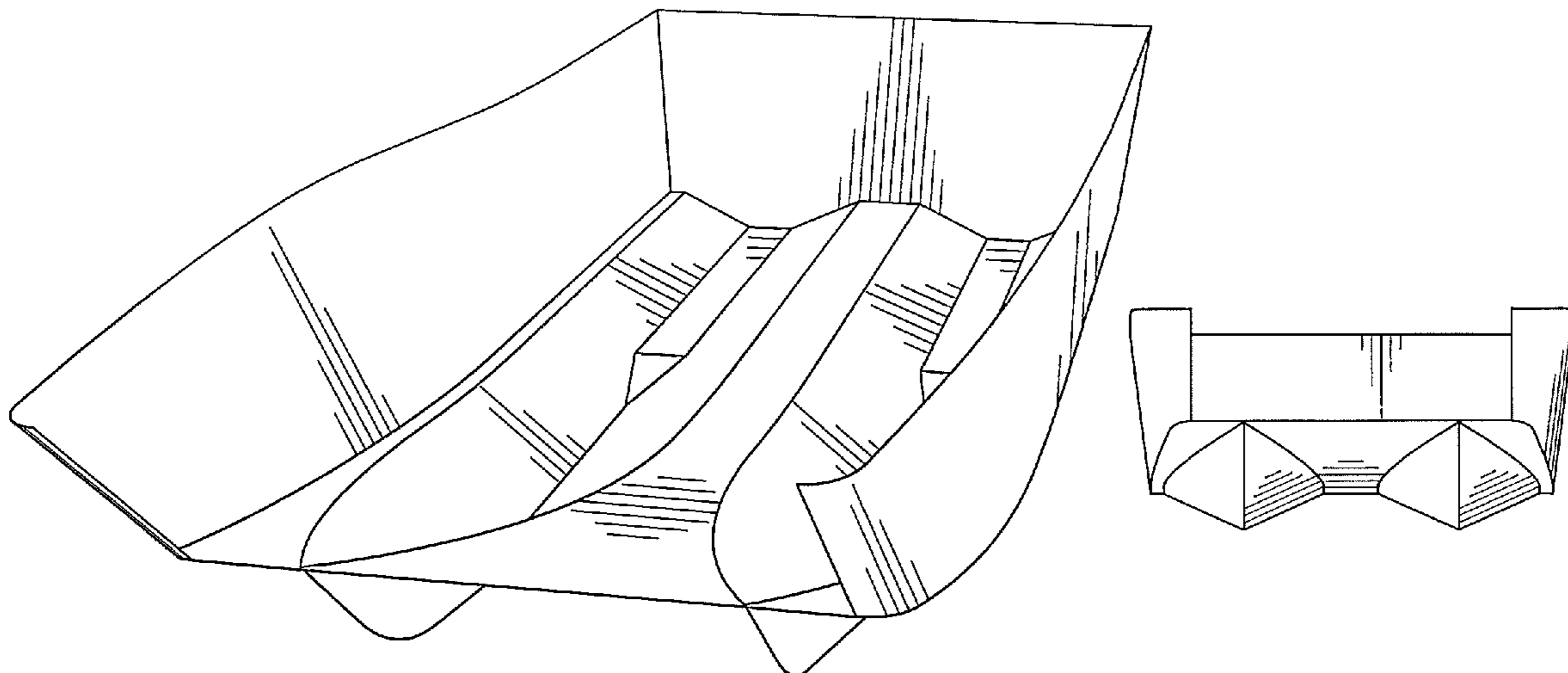
(57) **CLAIM**

The ornamental design for a boat hull, as shown.

DESCRIPTION

FIG. 1 is a front, top perspective view of a boat hull.
 FIG. 2 is a right side elevational view of the boat hull as shown in FIG. 1.
 FIG. 3 is a left side elevational view of the boat hull as shown in FIG. 1.
 FIG. 4 is a top plan view of the boat hull as shown in FIG. 1.
 FIG. 5 is a bottom plan view of the boat hull as shown in FIG. 1.
 FIG. 6 is a front elevational view of the boat hull as shown in FIG. 1; and,
 FIG. 7 is a rear elevational view of the boat hull as shown in FIG. 1.

1 Claim, 2 Drawing Sheets



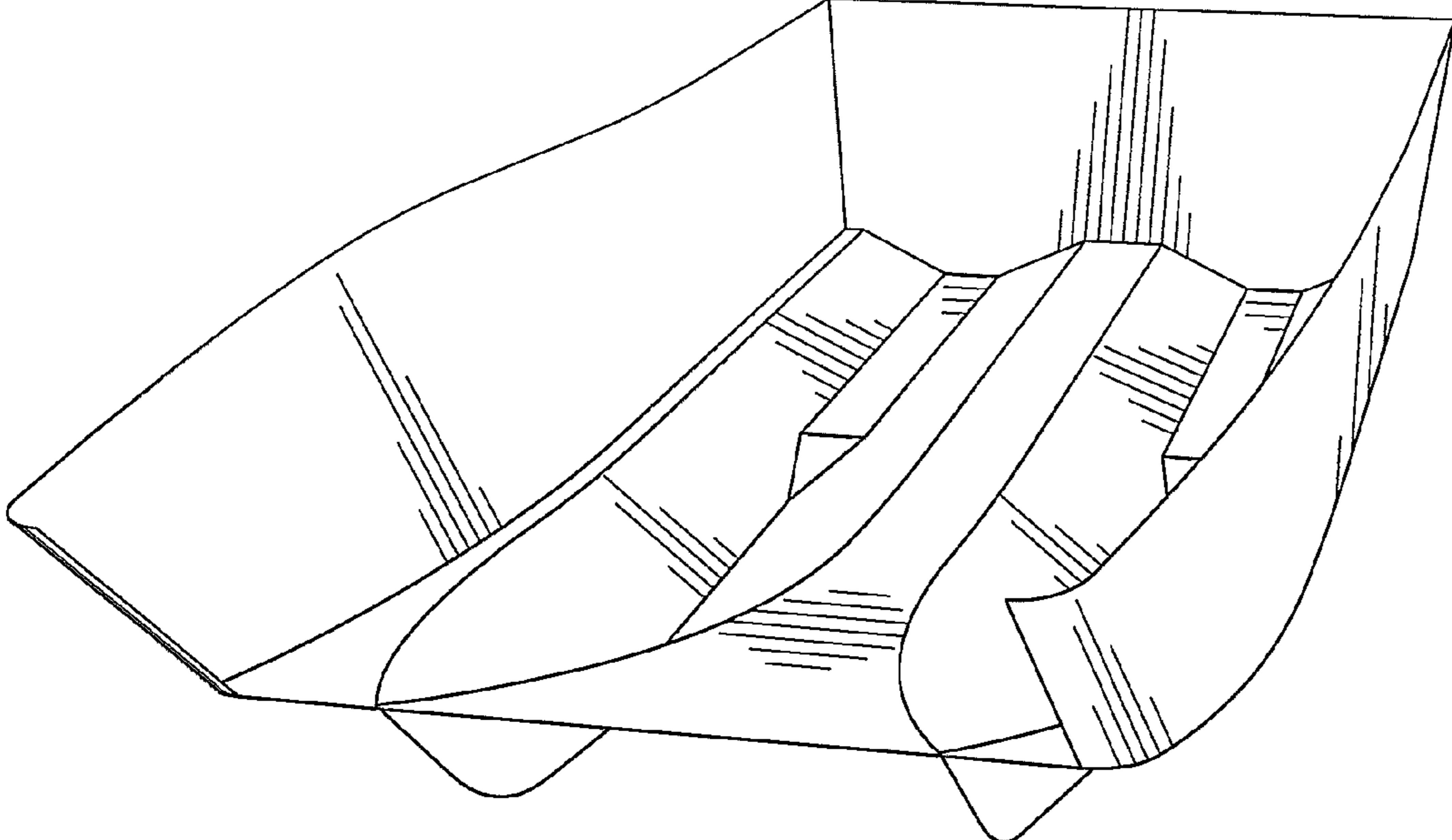


Fig. 1

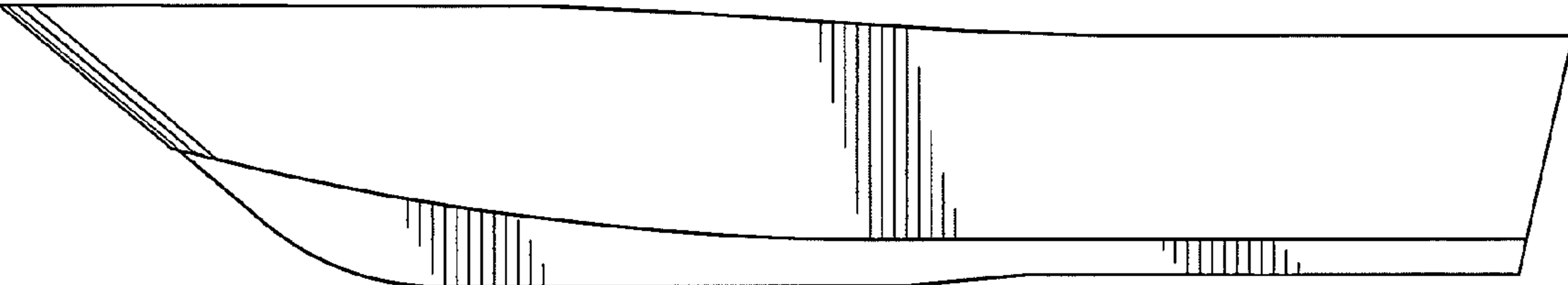


Fig. 2

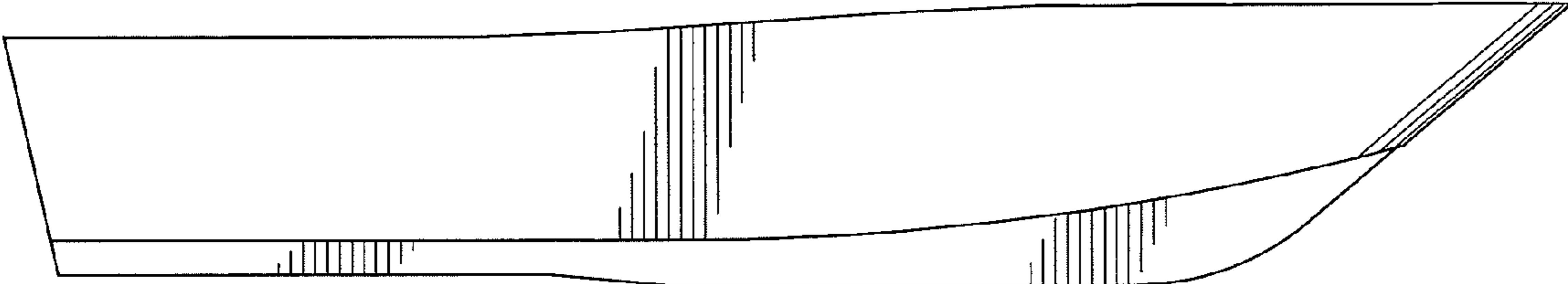


Fig. 3

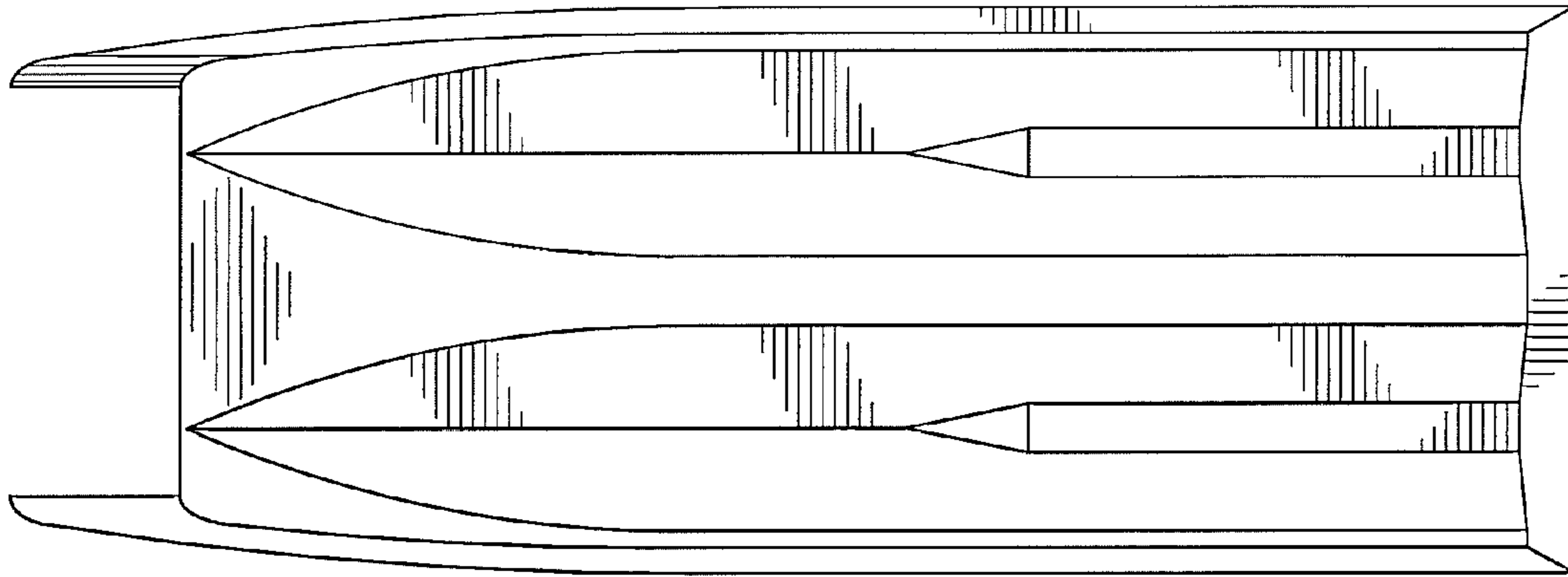


Fig. 4

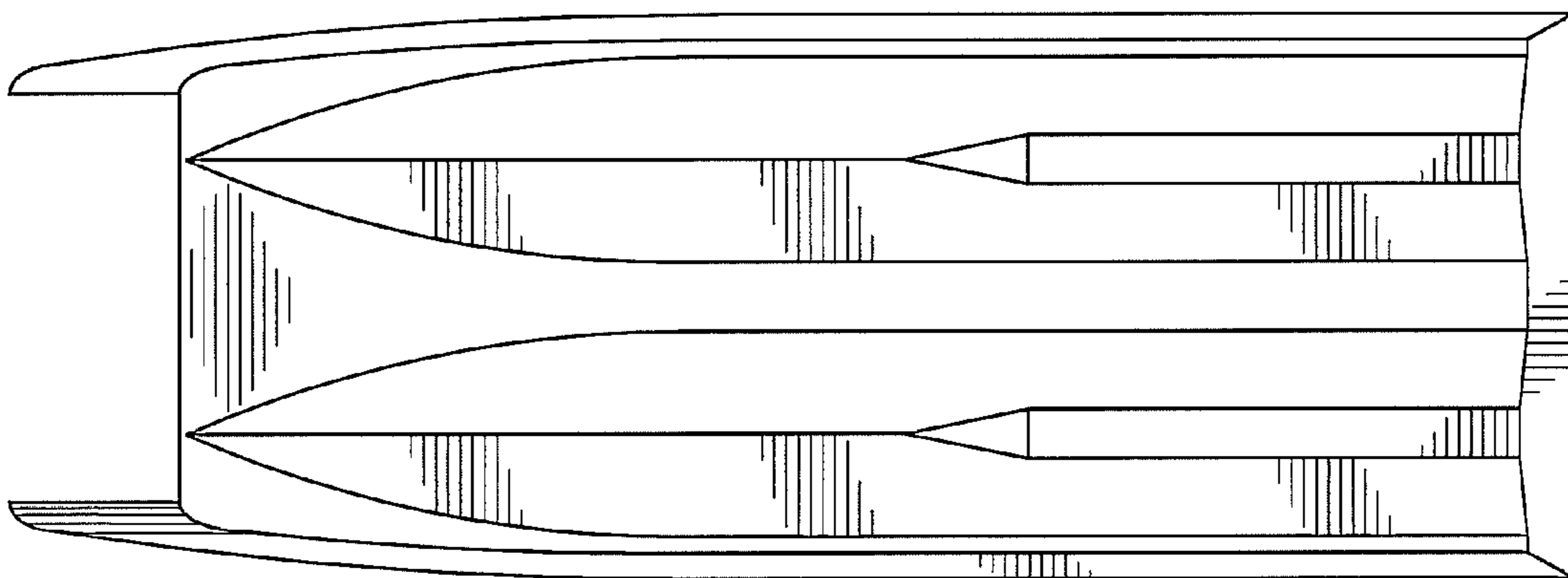


Fig. 5

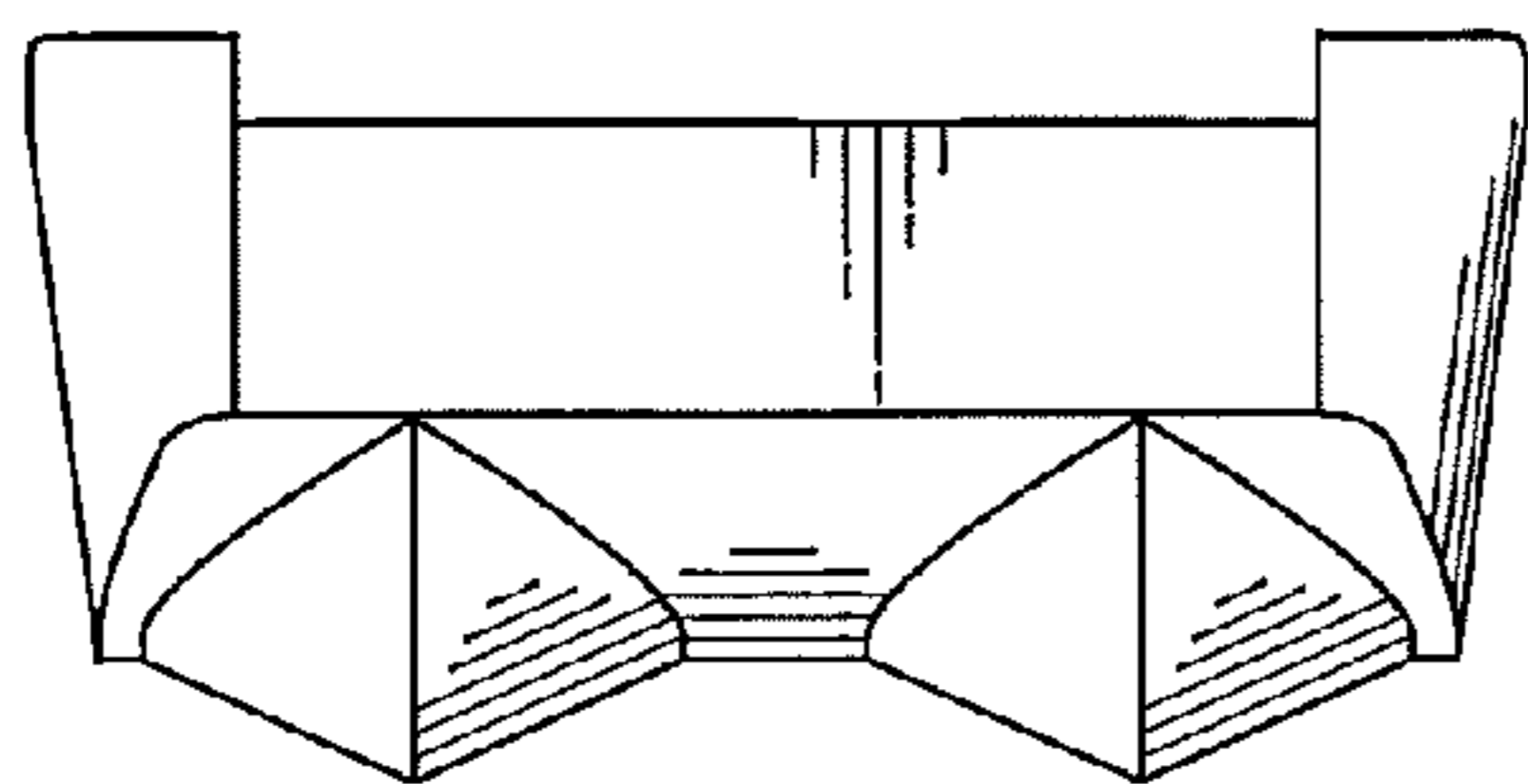


Fig. 6

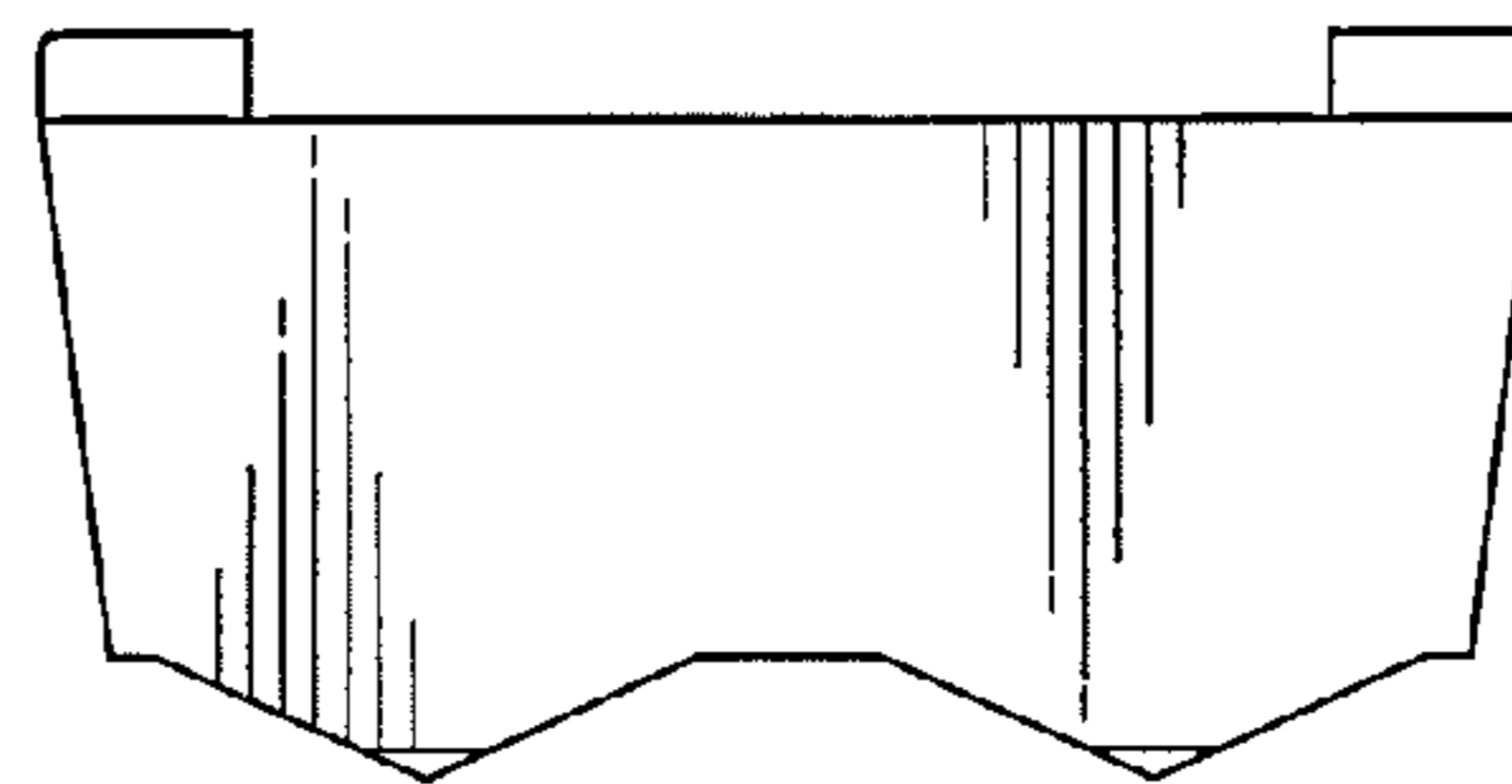


Fig. 7