



US00D739321S

(12) **United States Design Patent**  
**Blanski et al.**

(10) **Patent No.:** **US D739,321 S**

(45) **Date of Patent:** **\*\* Sep. 22, 2015**

(54) **VEHICLE FRONT LOWER SKID PLATE**

(71) Applicant: **Ford Motor Company**, Dearborn, MI (US)

(72) Inventors: **Dillon R. Blanski**, Ferndale, MI (US);  
**Murat Gueler**, Cologne (DE);  
**Christopher Hamilton**, Cold Norton (GB)

(73) Assignee: **Ford Motor Company**, Dearborn, MI (US)

(\*\*) Term: **14 Years**

(21) Appl. No.: **29/491,421**

(22) Filed: **May 21, 2014**

(51) **LOC (10) Cl.** ..... **12-16**

(52) **U.S. Cl.**  
USPC ..... **D12/196; D12/169**

(58) **Field of Classification Search**  
USPC ..... D12/169, 216, 90-92, 86, 171, 196,  
D12/163; 293/102, 113, 115, 117, 120;  
296/180.1, 180.2  
CPC ..... B60R 19/02; B60R 19/04; B62D 25/08  
See application file for complete search history.

(56) **References Cited**

**U.S. PATENT DOCUMENTS**

D525,575 S \* 7/2006 Matei et al. .... D12/196  
D543,920 S \* 6/2007 Lai ..... D12/196

D556,663 S \* 12/2007 Murkett et al. .... D12/196  
D599,265 S \* 9/2009 Gueler et al. .... D12/196  
D616,797 S \* 6/2010 Lamm et al. .... D12/196  
D647,445 S \* 10/2011 Tonello ..... D12/196  
D664,903 S \* 8/2012 Platto et al. .... D12/169  
D671,048 S \* 11/2012 Davidson et al. .... D12/169  
D675,137 S \* 1/2013 Hamilton et al. .... D12/169  
D675,138 S \* 1/2013 Hamilton et al. .... D12/169  
D683,672 S \* 6/2013 Platto et al. .... D12/169  
D690,639 S \* 10/2013 Messale ..... D12/196

\* cited by examiner

*Primary Examiner* — Melody N Brown

(74) *Attorney, Agent, or Firm* — Damian Porcari


(57) **CLAIM**

The ornamental design for a vehicle front lower skid plate, as shown and described.

**DESCRIPTION**

FIG. 1 is a perspective view of a vehicle front lower skid plate;  
FIG. 2 is another perspective view thereof;  
FIG. 3 is a front elevational view thereof;  
FIG. 4 is a left side elevational view thereof;  
FIG. 5 is a right side elevational view thereof;  
FIG. 6 is a top plan view thereof; and,  
FIG. 7 is a bottom plan view thereof.

**1 Claim, 7 Drawing Sheets**



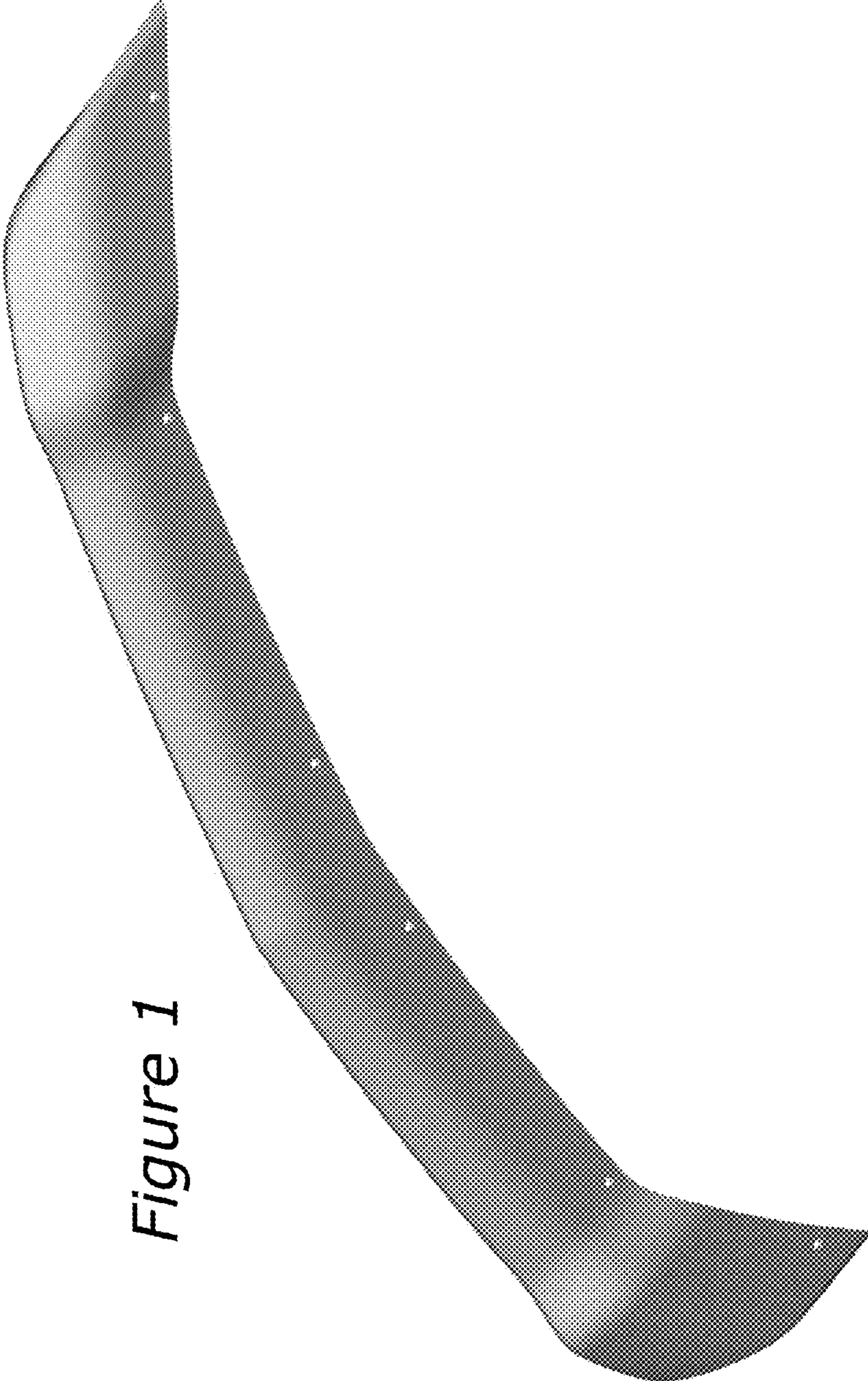
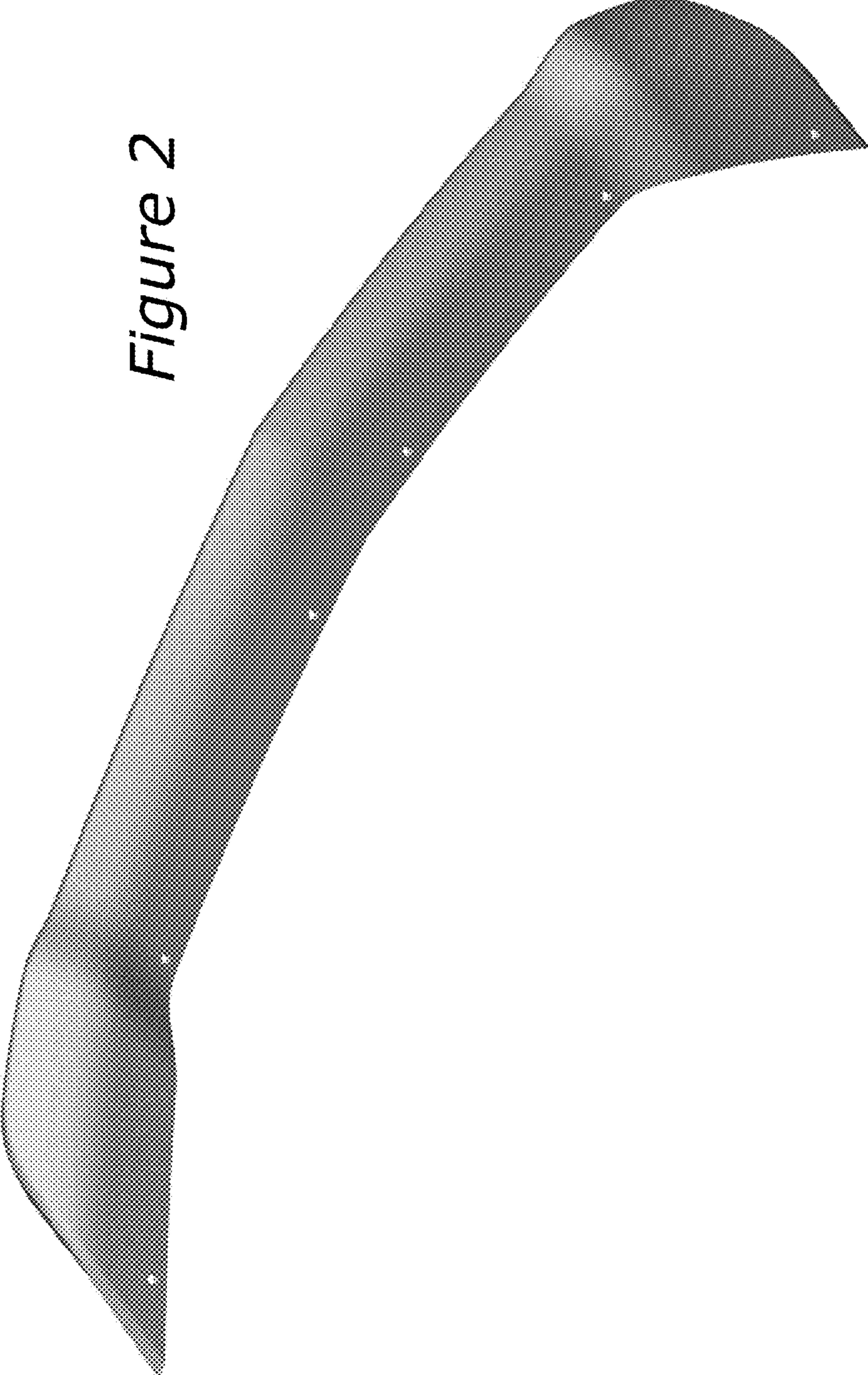


Figure 1

Figure 2






Figure 3




Figure 4




Figure 5

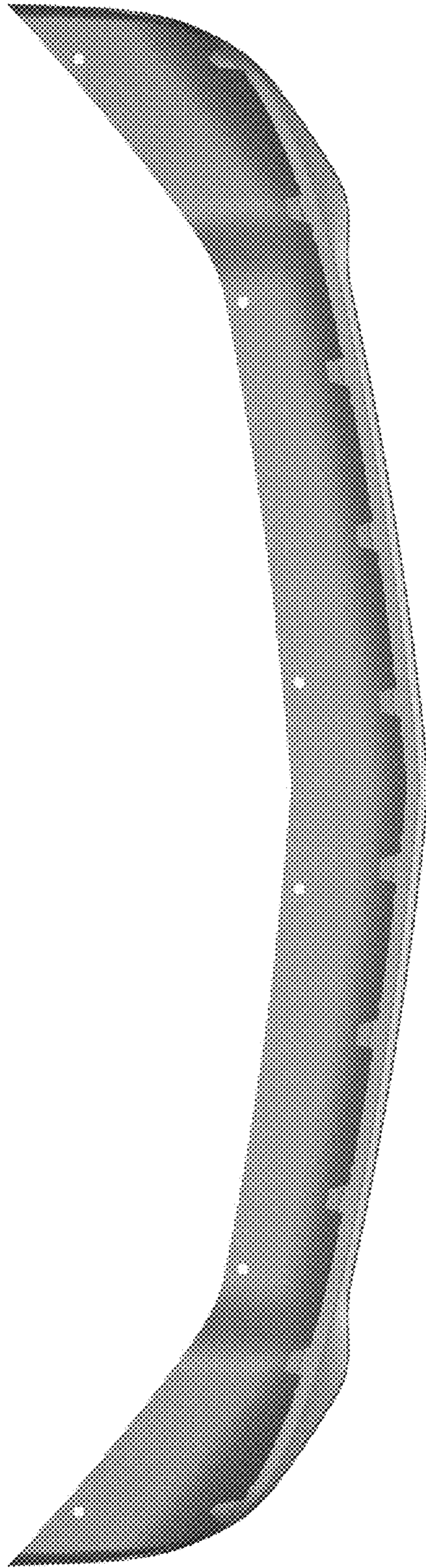


Figure 6

Figure 7

