

US00D739301S

(12) **United States Design Patent**
Takazakura

(10) **Patent No.:** **US D739,301 S**

(45) **Date of Patent:** **** Sep. 22, 2015**

(54) **BUCKLE**

(71) Applicant: **YKK Corporation**, Tokyo (JP)

(72) Inventor: **Ryoichiro Takazakura**, Toyama (JP)

(73) Assignee: **YKK Corporation** (JP)

(**) Term: **14 Years**

(21) Appl. No.: **29/510,999**

(22) Filed: **Dec. 5, 2014**

(51) **LOC (10) Cl.** **02-07**

(52) **U.S. Cl.**
USPC **D11/216**

(58) **Field of Classification Search**
USPC D11/1-2, 200-201, 206-210, 214-218;
24/163 R, 169-171, 173, 177-179, 191,
24/194-195, 197, 200, 614-616, 625, 198,
24/630; D8/349, 395
CPC A44B 11/26; A44B 11/25

See application file for complete search history.

(56) **References Cited**

U.S. PATENT DOCUMENTS

D524,693 S	7/2006	Uehara et al.	
D535,915 S *	1/2007	Yang	D11/216
D536,641 S	2/2007	Yang	
D684,893 S *	6/2013	Kataguchi et al.	D11/216
D685,292 S	7/2013	Kataguchi et al.	
D703,094 S *	4/2014	Nanbu	D11/216

* cited by examiner

Primary Examiner — Ralf Seifert

(74) *Attorney, Agent, or Firm* — Kilpatrick Townsend & Stockton LLP

(57) **CLAIM**

The ornamental design for the buckle, as shown and described.

DESCRIPTION

FIG. 1 is a perspective view of the front, bottom and right side of a buckle showing my new design;
FIG. 2 is a front view thereof;
FIG. 3 is a rear view thereof;
FIG. 4 is a right side view thereof, the left side view being mirror image thereof;
FIG. 5 is a top plan view thereof; and,
FIG. 6 is a bottom view thereof.
The broken lines form no part of the claimed design.

1 Claim, 5 Drawing Sheets

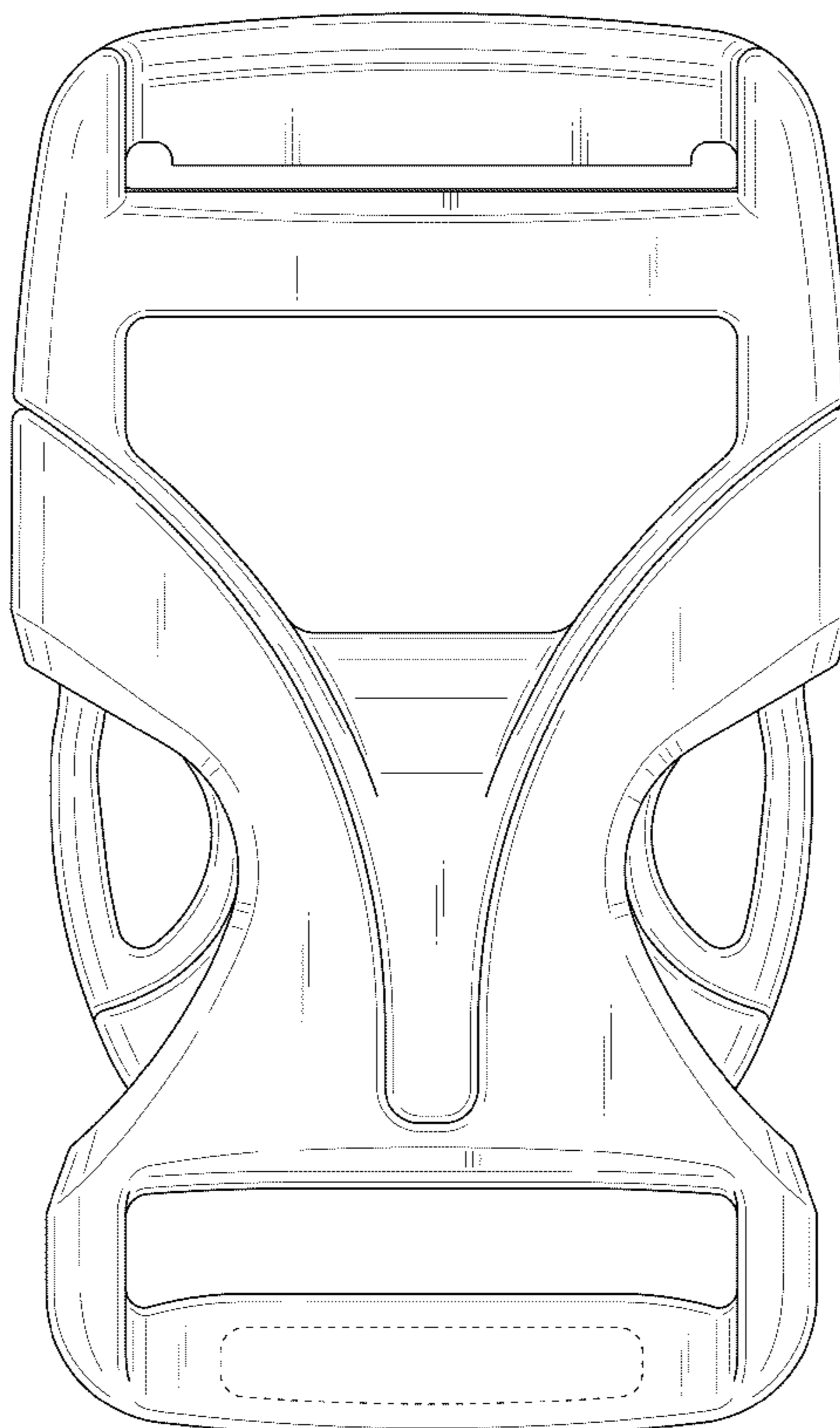


Fig. 1




Fig. 2

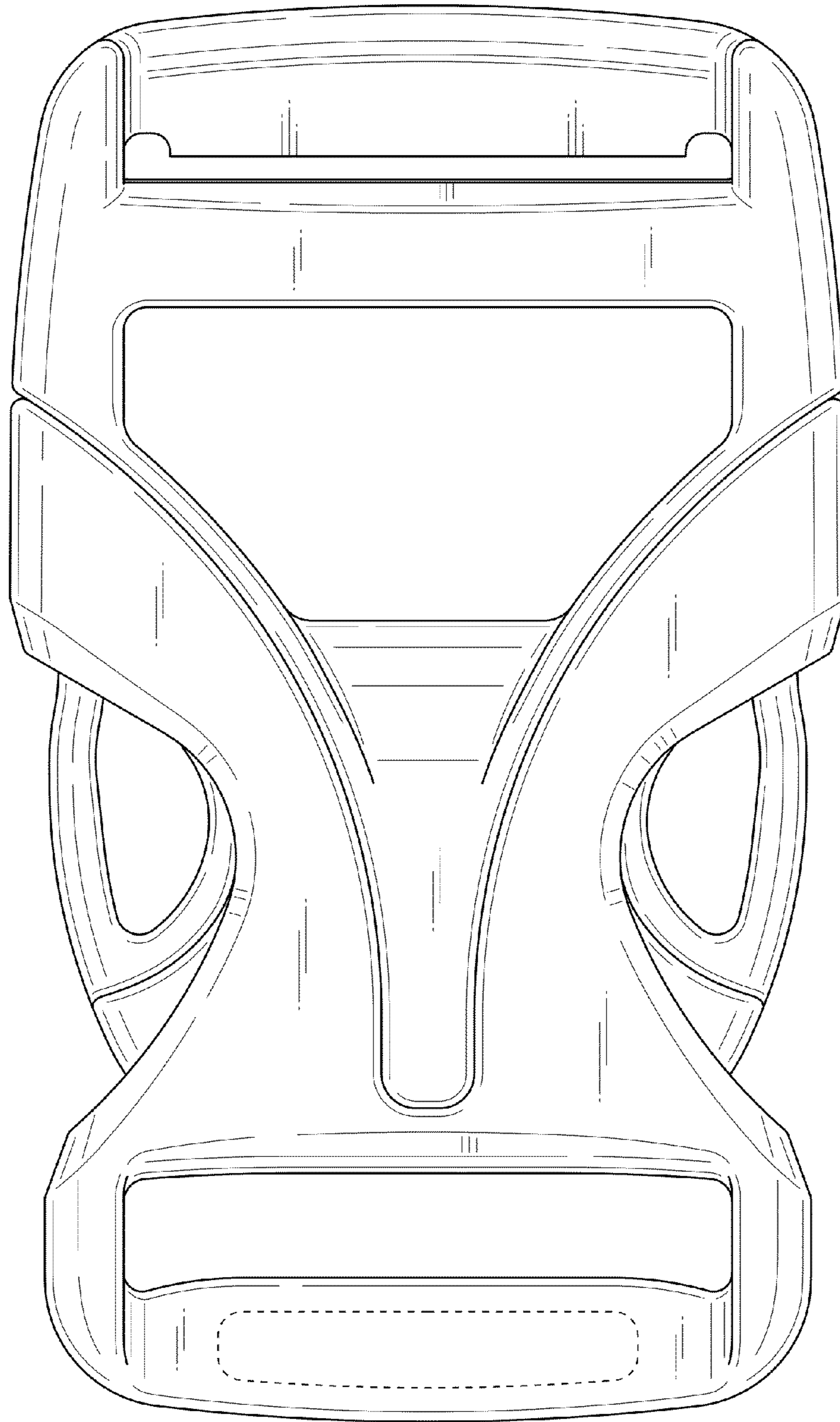


Fig. 3

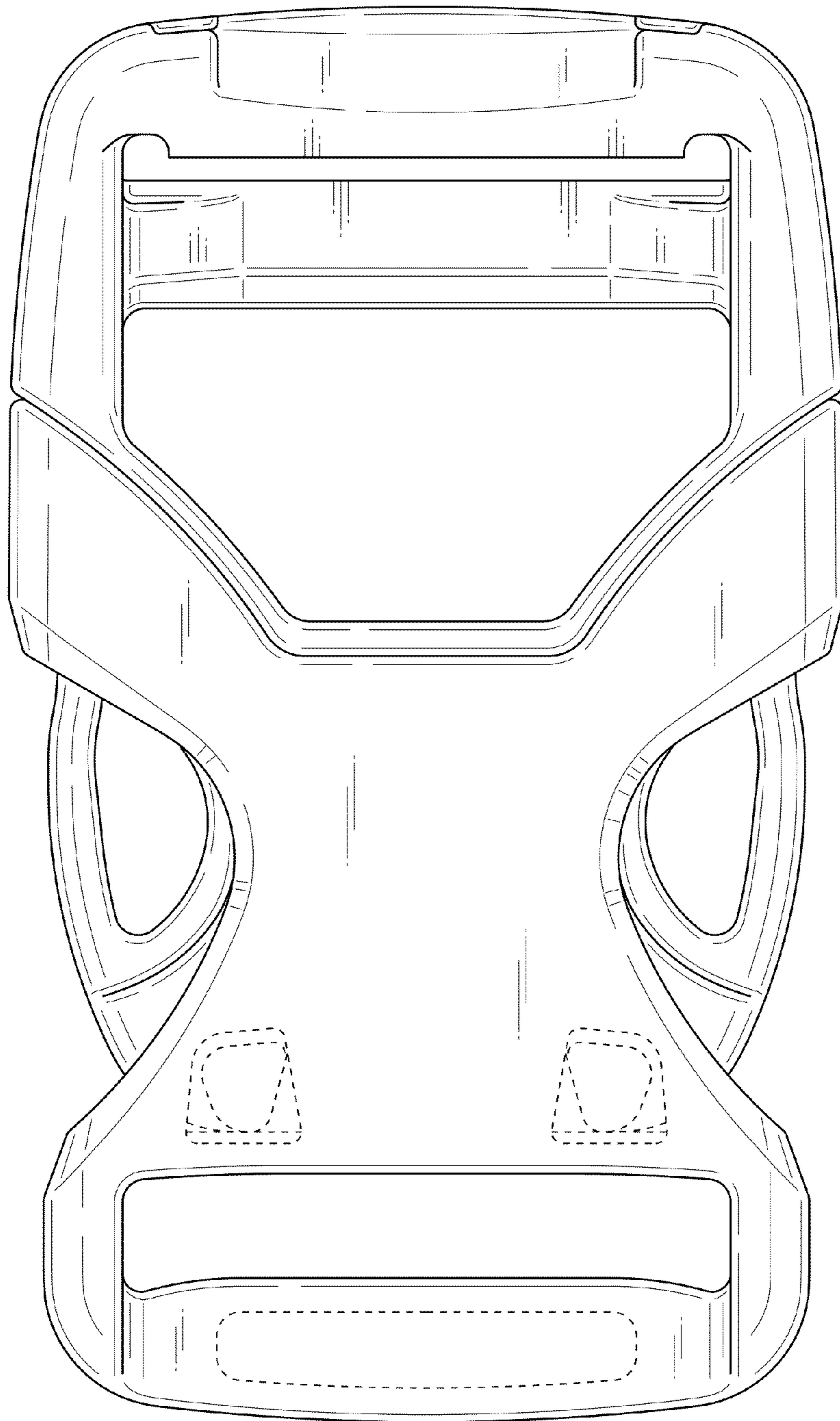


Fig. 4




Fig. 5

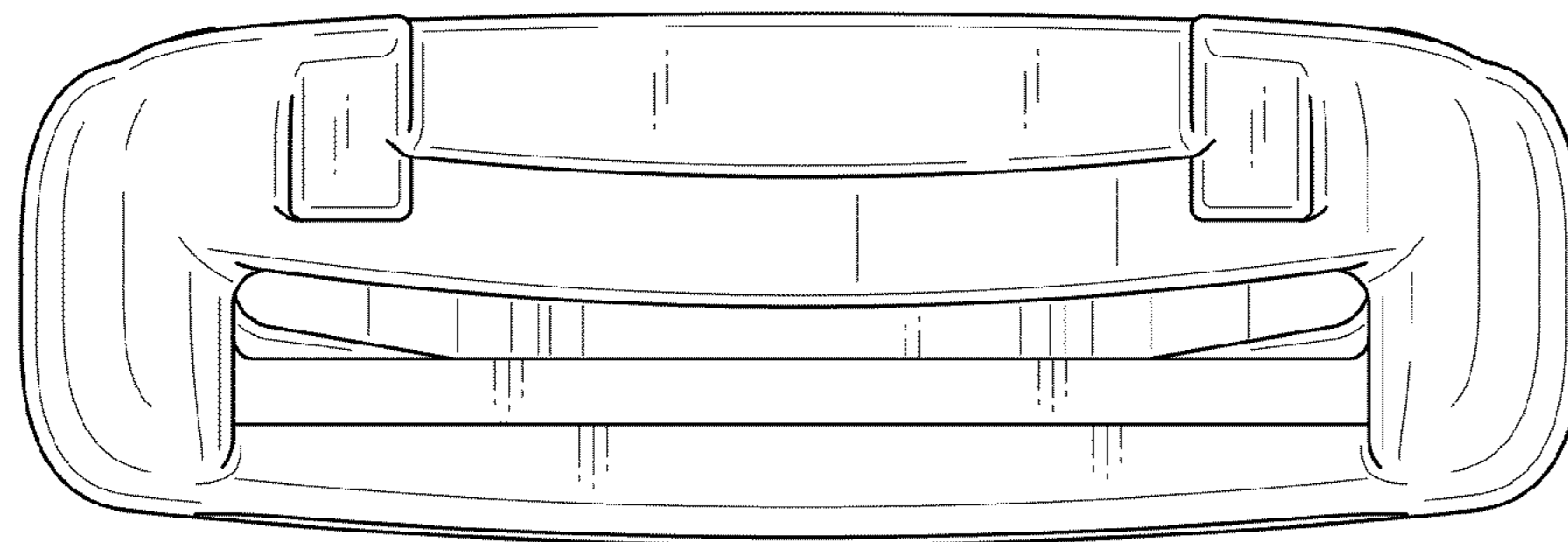


Fig. 6

