



US00D739299S

(12) **United States Design Patent**
Tao

(10) **Patent No.:** **US D739,299 S**

(45) **Date of Patent:** **** Sep. 22, 2015**

(54) **ORNAMENT**

(71) Applicant: **Beijing Golden Age Green Business Investment Management Limited Liability Company, Beijing (CN)**

(72) Inventor: **Yan Tao, Anhui (CN)**

(73) Assignee: **Beijing Golden Age Green Business Investment Management Limited Liability Company, Beijing (CN)**

(**) Term: **14 Years**

(21) Appl. No.: **29/468,209**

(22) Filed: **Sep. 27, 2013**

(51) **LOC (10) Cl.** **11-02**

(52) **U.S. Cl.**
USPC **D11/158**

(58) **Field of Classification Search**
USPC D11/117, 121, 131, 157, 158, 162, 184;
D9/757, 762, 617, 499; D17/22, 99;
D20/29, 30; D21/607, 608, 631, 634;
220/4.21, 4.25; 428/3, 7, 8, 9, 11;
446/71-73, 78, 79, 269, 292, 368, 369

See application file for complete search history.

(56) **References Cited**

U.S. PATENT DOCUMENTS

4,124,135	A *	11/1978	Weder et al.	220/4.21
D373,552	S *	9/1996	Lownsbury	D11/121
5,808,215	A *	9/1998	Kralik et al.	84/402
D421,216	S *	2/2000	Abrams et al.	D9/643
D478,681	S *	8/2003	Newcomb	D26/4
D492,371	S *	6/2004	Chen	D21/608
D505,167	S *	5/2005	Chen	D21/608
D505,168	S *	5/2005	Chen	D21/608

D514,631	S *	2/2006	Schechter	D21/608
D532,058	S *	11/2006	Boutin	D21/608
7,959,025	B2 *	6/2011	Salice	220/4.21
D651,662	S *	1/2012	Monahan	D21/608
D706,670	S *	6/2014	Cobos	D11/121
2002/0033397	A1 *	3/2002	Henson	220/603
2007/0017915	A1 *	1/2007	Weder et al.	220/4.21
2007/0049162	A1 *	3/2007	Liao	446/487
2011/0204049	A1 *	8/2011	Weder et al.	220/4.24

OTHER PUBLICATIONS

Rubber Duck, rival debut in capital, society, china, usa.chinadaily.com, dated Sep. 6, 2013, http://www.china.org.cn/photos/2013-09/07/content_29950114_3.htm.*

* cited by examiner

Primary Examiner — John Windmuller

Assistant Examiner — Steven Cxyz

(74) *Attorney, Agent, or Firm* — Carter, DeLuca, Farrell & Schmidt, LLP

(57) **CLAIM**

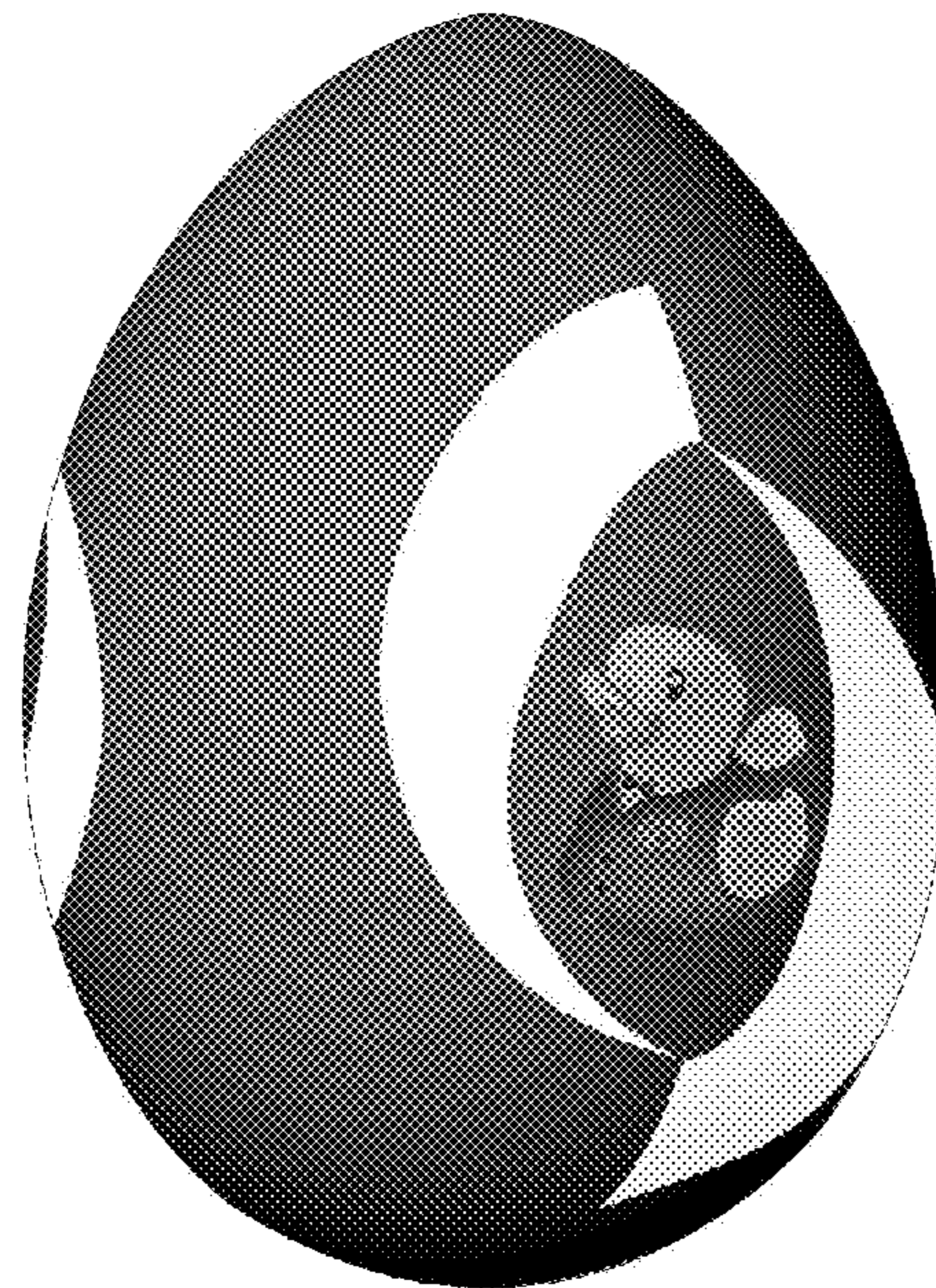
The ornamental design for an ornament, as shown and described.

DESCRIPTION

FIG. 1 is a perspective view of an ornament in accordance with the present design;
FIG. 2 is a right side elevational view thereof;
FIG. 3 is a left side elevational view thereof;
FIG. 4 is a front side elevational view thereof;
FIG. 5 is a rear elevational view thereof;
FIG. 6 is a top plan view thereof; and,
FIG. 7 is a bottom view thereof.

The surface shading is intended to illustrate contrast in the design.

1 Claim, 7 Drawing Sheets



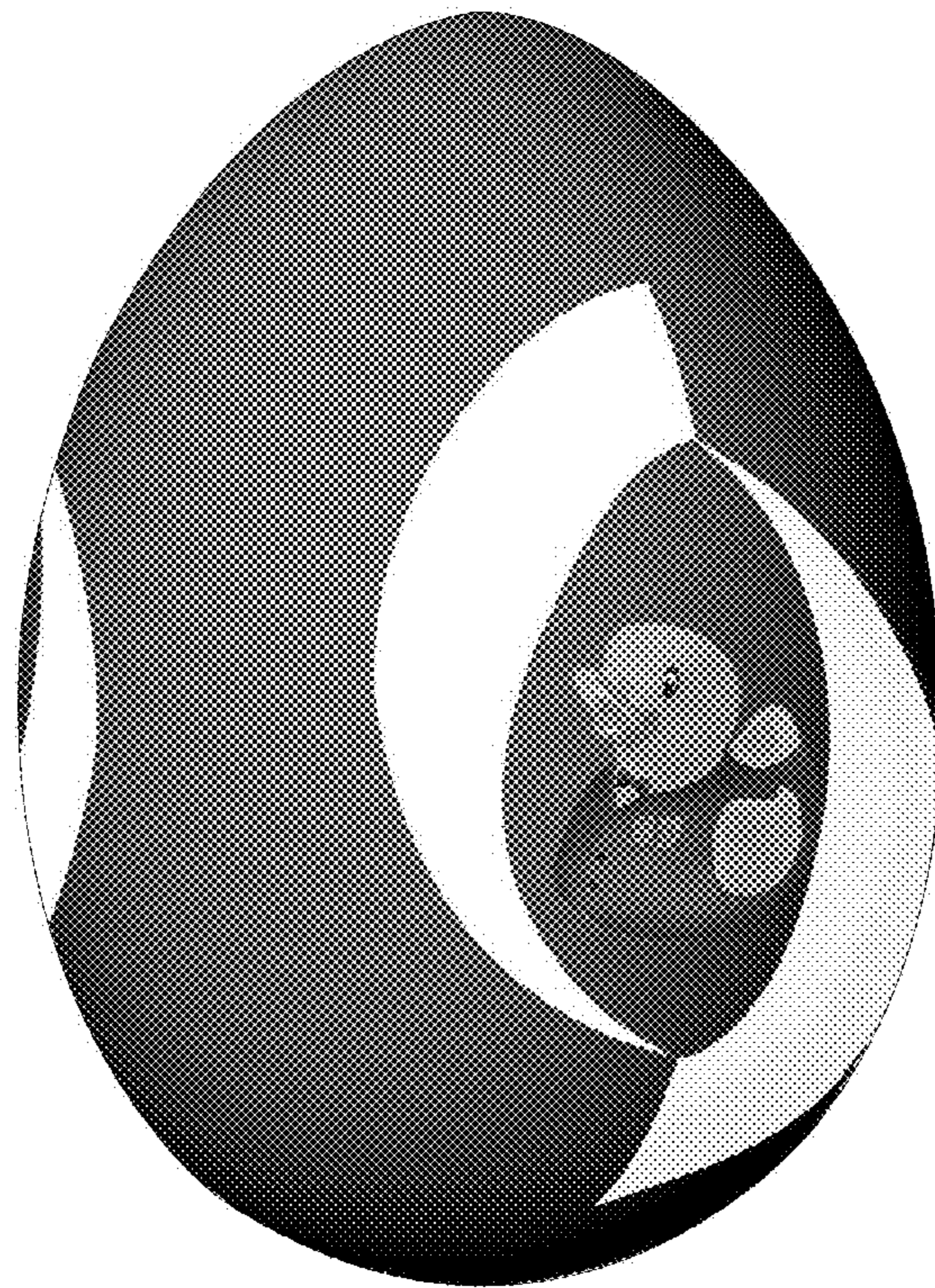


FIG. 1




FIG. 2




FIG. 3




FIG. 4




FIG. 5




FIG. 6




FIG. 7