



US00D739296S

(12) **United States Design Patent**
Thuma et al.

(10) **Patent No.:** **US D739,296 S**
(45) **Date of Patent:** **** Sep. 22, 2015**

- (54) **PLANTER**
- (71) Applicant: **Suncast Technologies, LLC**, Palm Beach Gardens, FL (US)
- (72) Inventors: **Michael Thuma**, La Grange, IL (US);
Brian J. Russell, Aurora, IL (US);
Michael R. Vogler, Oswego, IL (US)
- (73) Assignee: **Suncast Technologies, LLC**, Palm Beach Gardens, FL (US)
- (**) Term: **14 Years**
- (21) Appl. No.: **29/489,905**
- (22) Filed: **May 5, 2014**
- (51) **LOC (10) Cl.** **11-02**
- (52) **U.S. Cl.**
USPC **D11/154**
- (58) **Field of Classification Search**
USPC D6/403-405; D7/586, 587; D9/424,
D9/428, 429, 642; D11/143-156, 164
CPC A01G 9/00; A01G 9/02; A01G 9/021;
A01G 9/022; A01G 9/024; A01G 9/025;
A01G 9/026; A01G 9/10; A01G 9/104;
A01G 9/027; A01G 9/028
See application file for complete search history.

- (56) **References Cited**
U.S. PATENT DOCUMENTS
95,185 A * 9/1869 Beecher 217/122
2,546,394 A * 3/1951 Harmon 428/169
3,300,354 A * 1/1967 Duft 156/169
D212,487 S * 10/1968 Black D11/152

D221,135 S *	7/1971	Schorer	D7/531
3,755,054 A *	8/1973	Medney	428/112
4,233,350 A *	11/1980	Shiflet	428/110
4,278,485 A *	7/1981	Hamm et al.	156/173
4,690,843 A *	9/1987	Inagaki	428/34.8
D418,651 S *	1/2000	Dionne et al.	D34/1
6,339,899 B1 *	1/2002	Lehmann	47/65.5
D479,695 S *	9/2003	Harbaugh	D11/152
D490,017 S *	5/2004	Harbaugh	D11/152
D572,168 S *	7/2008	Kurtz	D11/152
D579,817 S *	11/2008	Lambert et al.	D11/152
D630,860 S *	1/2011	Sichel	D5/58
D636,701 S *	4/2011	White	D11/152
D698,694 S *	2/2014	Thuma et al.	D11/152
D707,373 S *	6/2014	Nugent	D26/22
D714,066 S *	9/2014	Thuma et al.	D5/99
D717,203 S *	11/2014	Thuma et al.	D11/154

* cited by examiner

Primary Examiner — Elizabeth Albert

(74) *Attorney, Agent, or Firm* — McHale & Slavin, P.A.

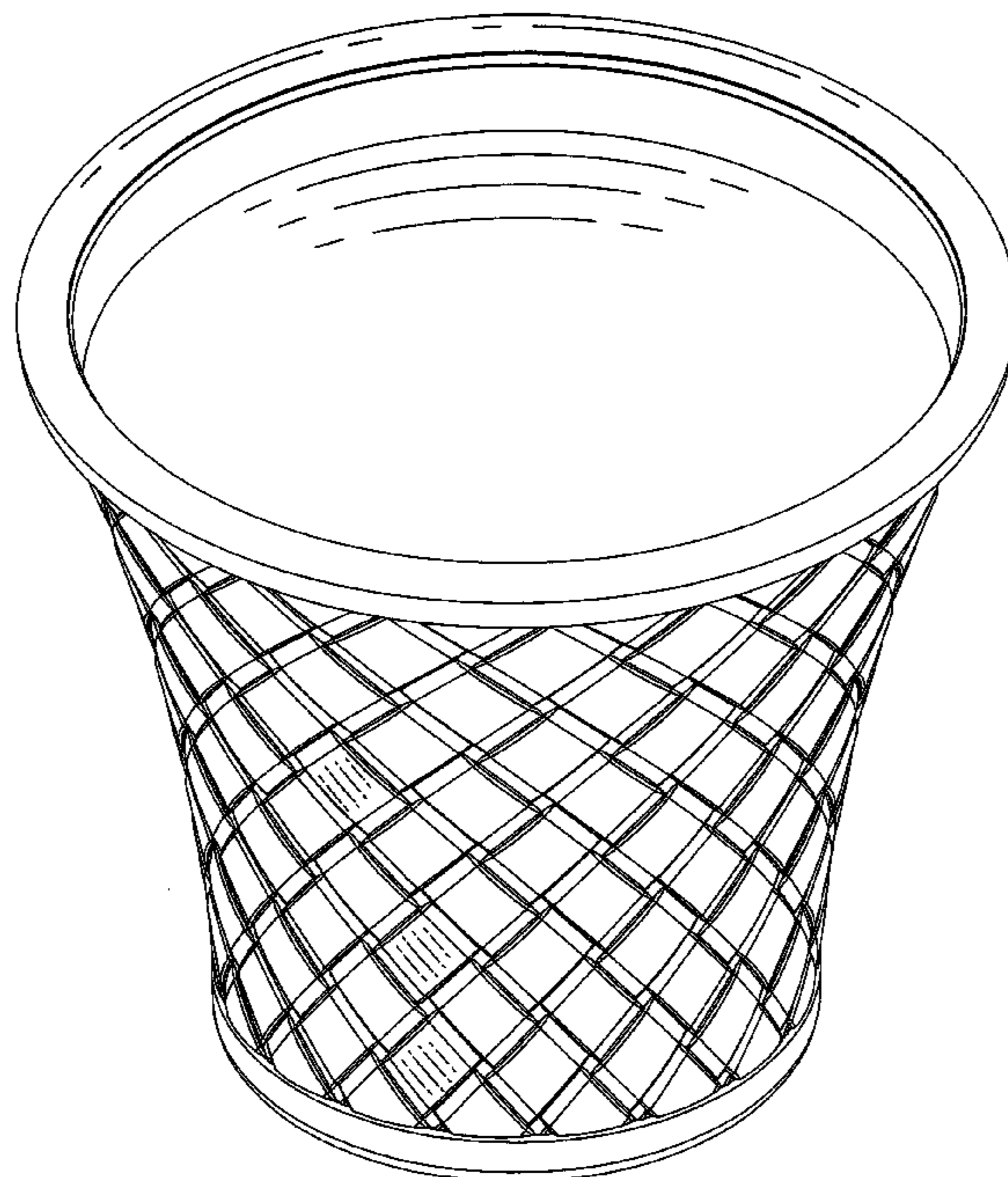
(57) **CLAIM**

The ornamental design for a planter, as shown and described.

DESCRIPTION

FIG. 1 is a top perspective view of the planter of the present invention;
 FIG. 2 is a front view, the rear view being a mirror image thereof;
 FIG. 3 is a left side view, the right side view being a mirror image thereof; and,
 FIG. 4 is a top view thereof.
 The features shown in broken lines are included for the purpose of showing portions of the planter that form no part of the claimed design.

1 Claim, 4 Drawing Sheets



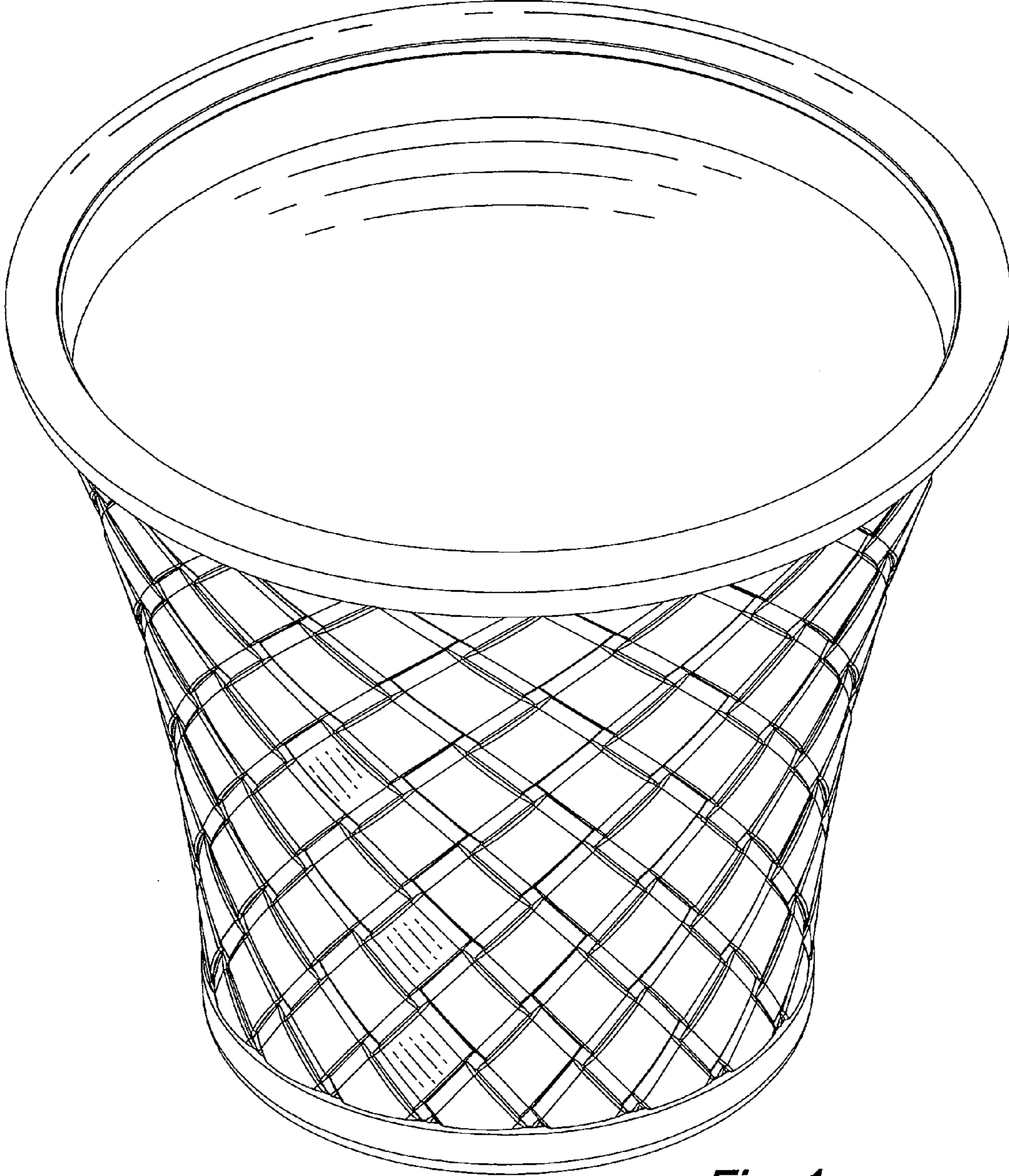


Fig. 1




Fig. 2

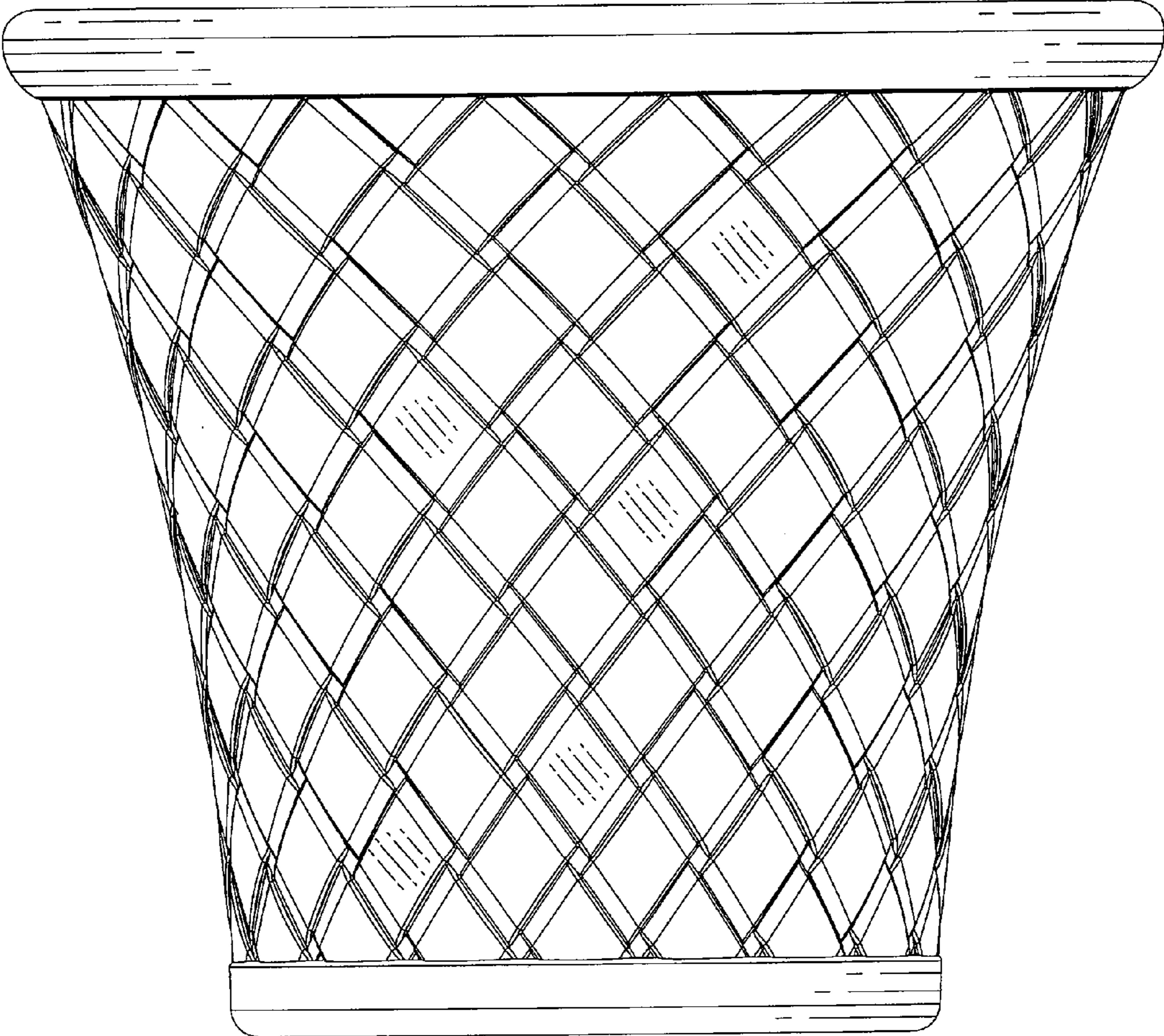


Fig. 3

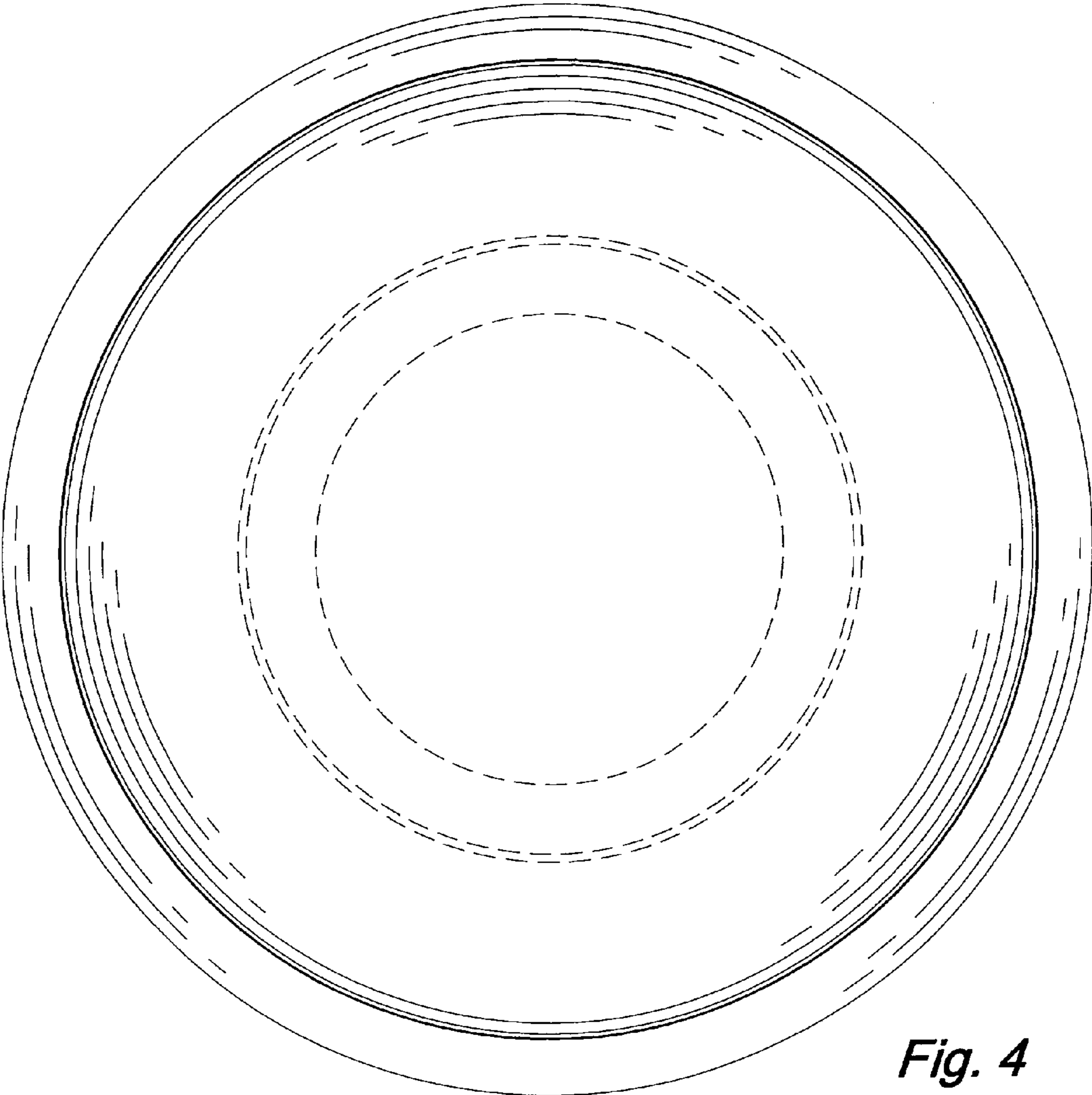


Fig. 4