



US00D739262S

(12) **United States Design Patent**
Rosen et al.

(10) **Patent No.:** **US D739,262 S**
(45) **Date of Patent:** **** Sep. 22, 2015**

(54) **CONTAINER**

(71) Applicant: **Target Brands, Inc.**, Minneapolis, MN
(US)

(72) Inventors: **Kellie A. Rosen**, Chaska, MN (US);
Carla M. Zidarevich, Minneapolis, MN
(US)

(73) Assignee: **Target Brands, Inc.**, Minneapolis, MN
(US)

(**) Term: **14 Years**

(21) Appl. No.: **29/496,480**

(22) Filed: **Jul. 14, 2014**

(51) **LOC (10) Cl.** **09-05**

(52) **U.S. Cl.**
USPC **D9/702**

(58) **Field of Classification Search**
USPC D9/702-703, 707, 709, 711, 713,
D9/430-431, 761, 414-417, 695-696, 737,
D9/419, 424-426, 734, 499; 426/106, 115,
426/119, 120, 122, 132, 134, 108, 112;
222/82, 92, 107, 527, 129; 206/229,
206/484, 527, 271-273, 390, 438, 449,
206/820; D24/118, 207; 383/207, 200, 63,
383/209; 229/87.01, 87.05, 87.03, 87.14,
229/87.08; 428/35.2; D3/203.1, 203.2, 303
CPC B32B 27/08; B32B 27/32; B65D 75/30;
B65D 75/38; A47J 31/407
See application file for complete search history.

(56) **References Cited**

U.S. PATENT DOCUMENTS

D287,466 S * 12/1986 Gardner D9/414
D350,692 S * 9/1994 Seki D9/636
D536,965 S * 2/2007 Levy D9/430
D544,369 S * 6/2007 Liu D9/704
D572,602 S * 7/2008 Cornelis D9/702

D641,253 S * 7/2011 Steward D9/702
D679,881 S * 4/2013 Colayco et al. D34/1
D694,647 S * 12/2013 Hermes et al. D9/702

OTHER PUBLICATIONS

Office Action from Canadian Patent Application No. 158,306, mailed
Jan. 5, 2015 (3 pages).
LuggagePoint, "Picnic Plus Decka Utensil Caddy," <http://www.luggagepoint.com/picnic-plus-decka-utensil-caddy>, at least as early as
Apr. 2014, 1 page.
Oriental Trading, Snack Caddies, <http://www.orientaltrading.com/api/search?Ntt=snack+caddies>, at least as early as Apr. 2014, 1 page.

* cited by examiner

Primary Examiner — Caron D Veynar
Assistant Examiner — Abraham Bahta

(74) *Attorney, Agent, or Firm* — Leanne Taveggia Farrell;
Westman, Champlin & Koehler, P.A.

(57) **CLAIM**

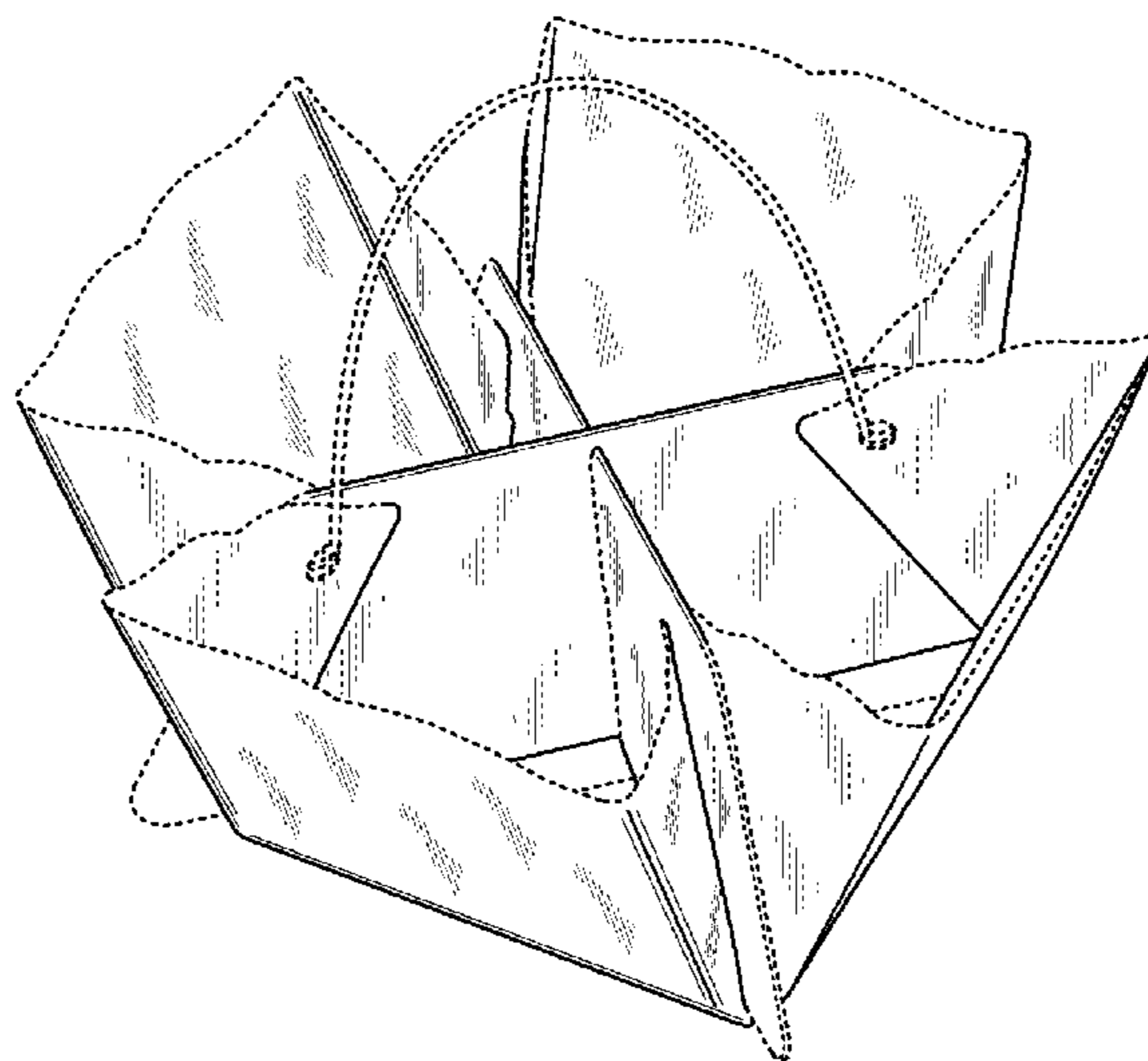
The ornamental design for a container, as shown and described.

DESCRIPTION

FIG. 1 is a perspective view of a container showing our new design;
FIG. 2 is a front view thereof, the right side, the left side and the back views being identical;
FIG. 3 is a top view thereof;
FIG. 4 is a bottom view thereof;
FIG. 5 is a section view taken through the line 5-5 indicated in FIG. 3; and,
FIG. 6 is a section view taken through the line 6-6 indicated in FIG. 3.

The broken lines shown in the drawings are included for purposes of illustrating portions of the container and form no part of the claimed design.

1 Claim, 4 Drawing Sheets



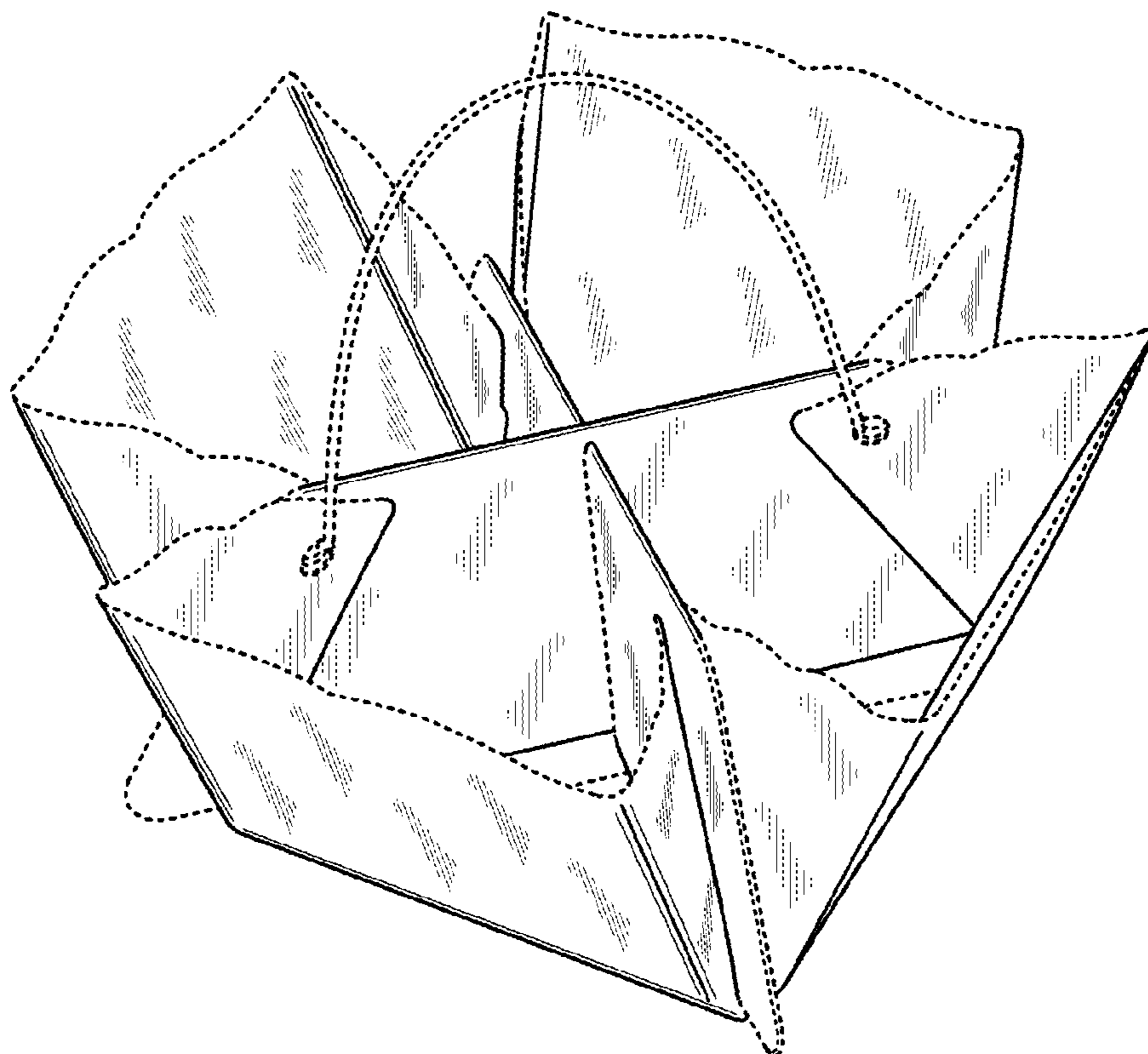


FIG. 1

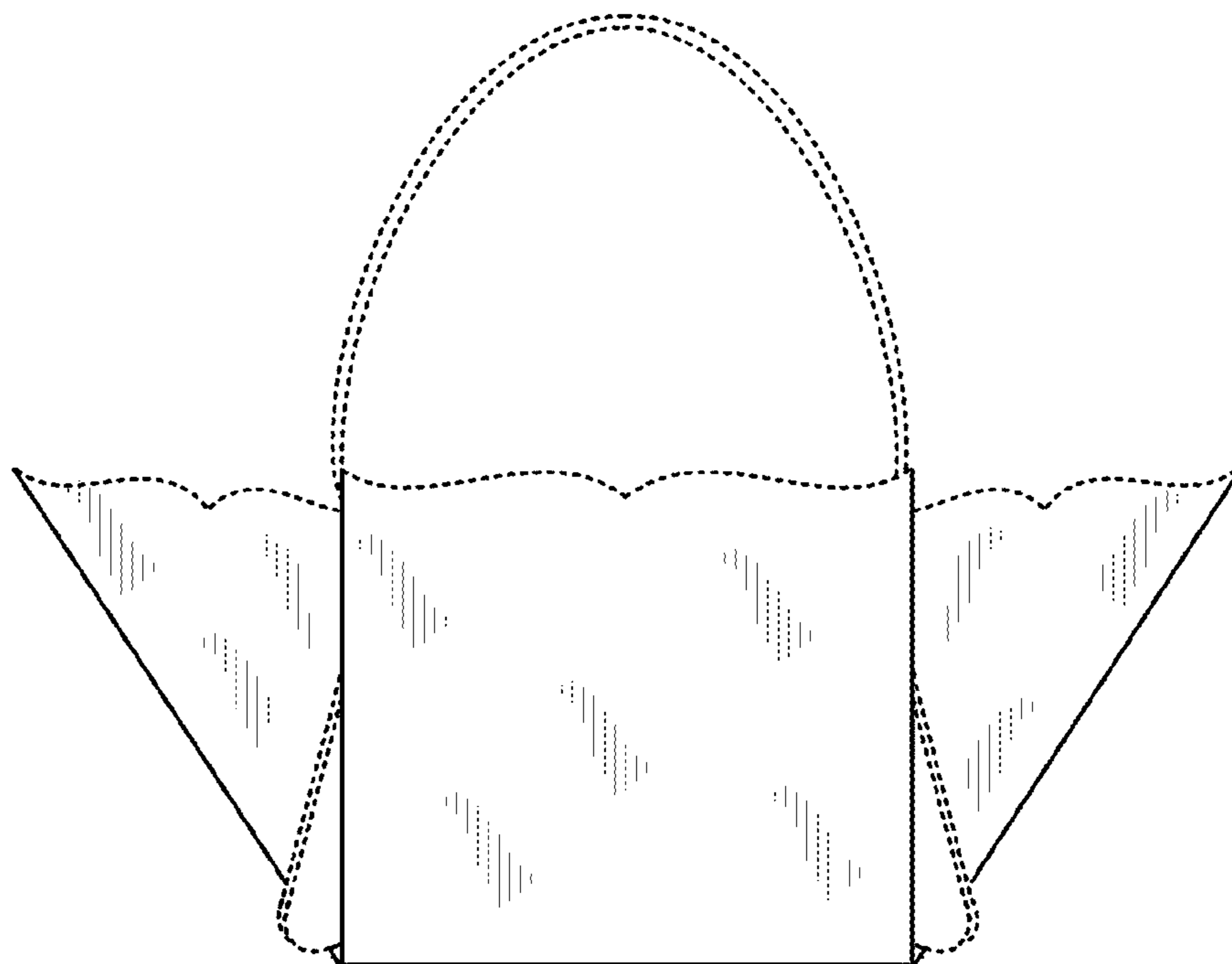


FIG. 2

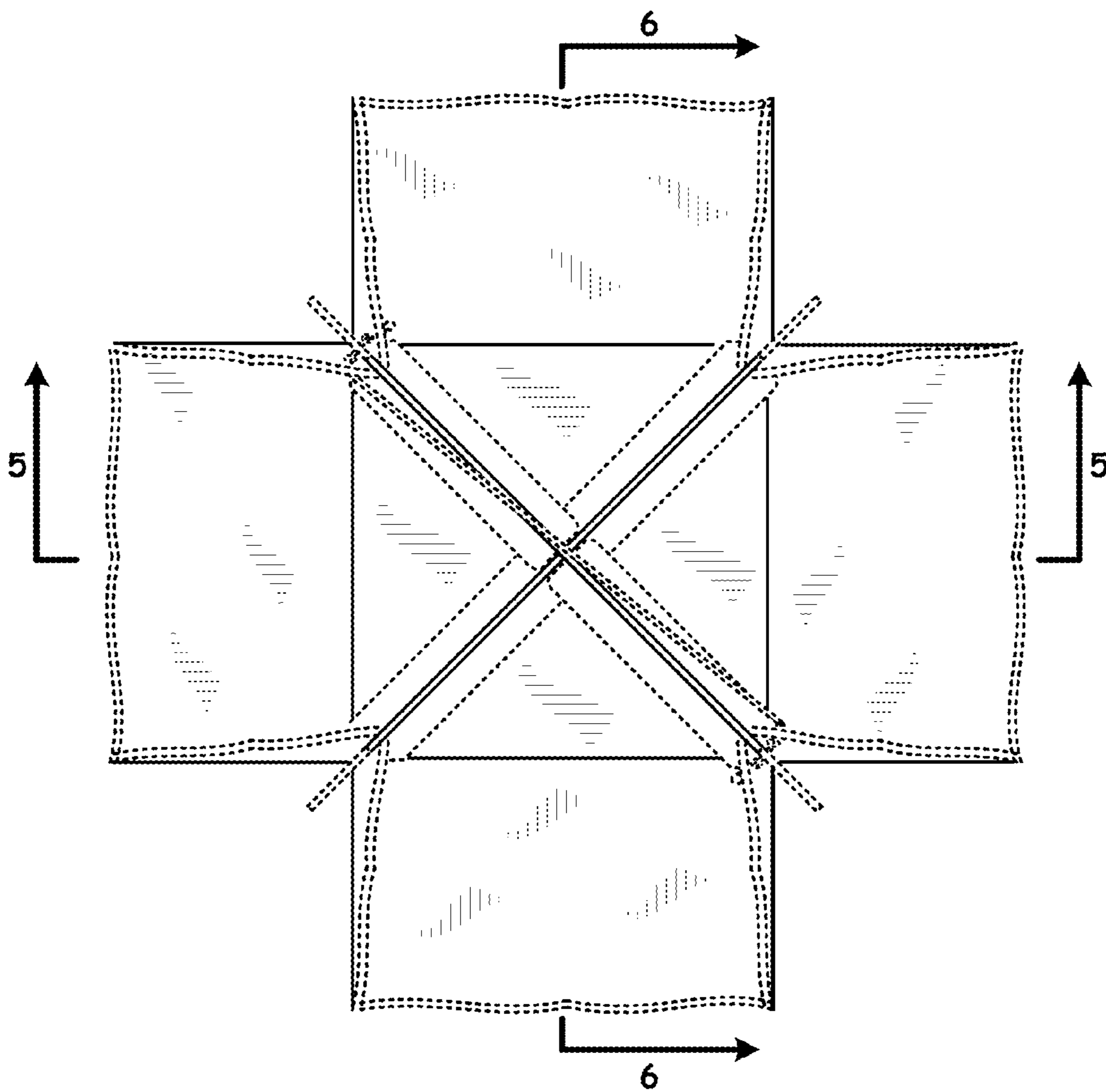


FIG. 3

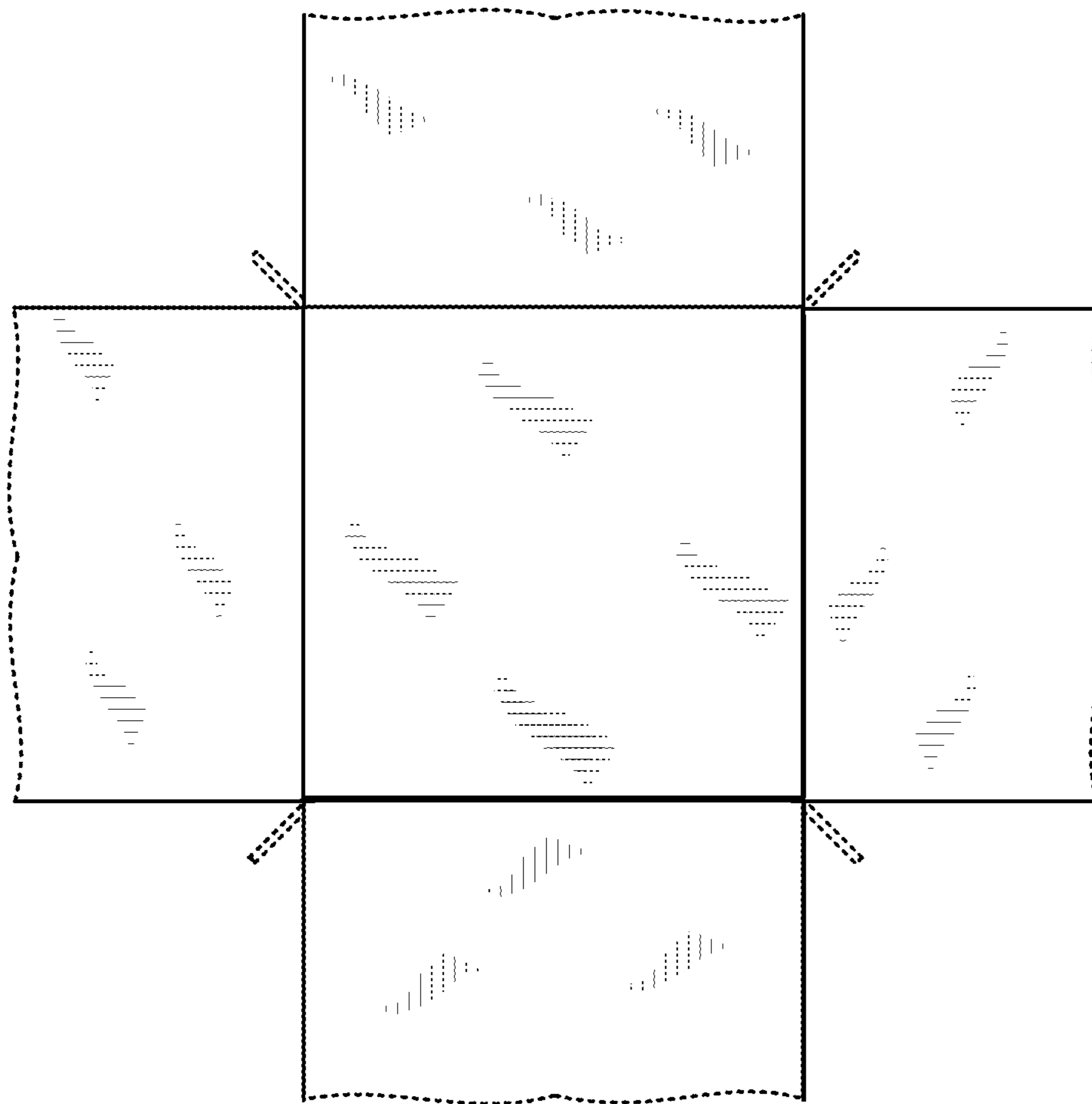


FIG. 4

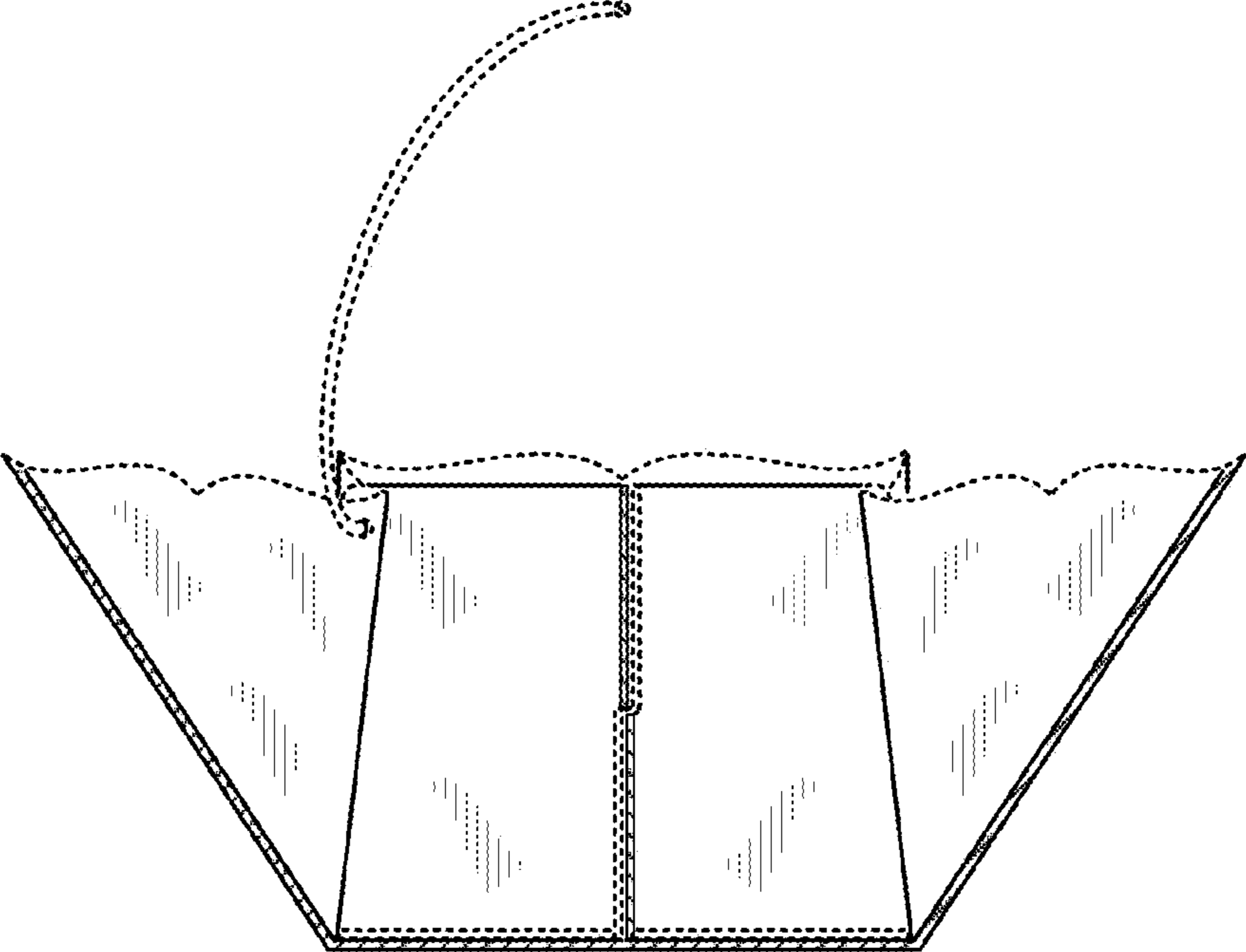


FIG. 5

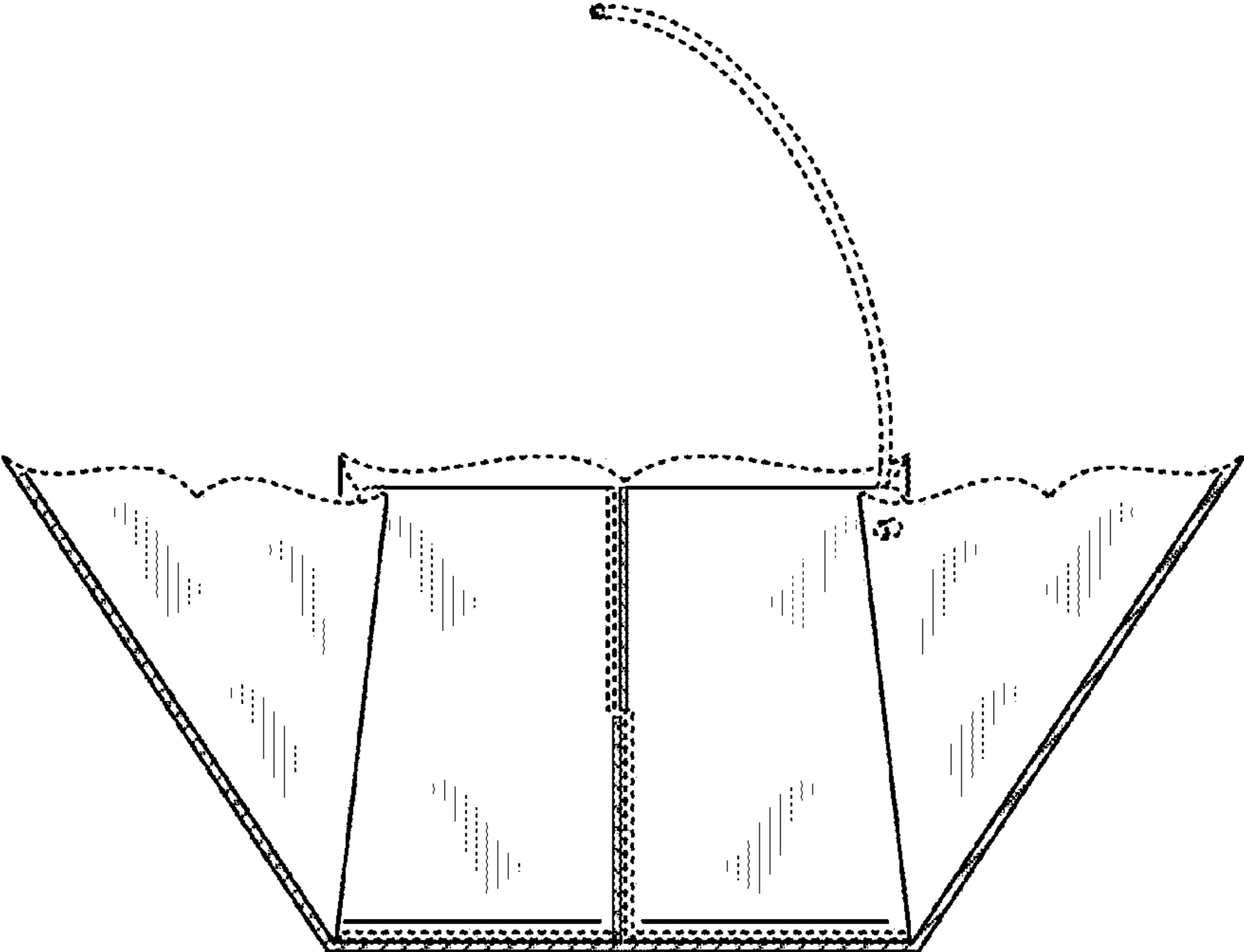


FIG. 6