

US00D739252S

(12) **United States Design Patent**
Mayer

(10) **Patent No.:** **US D739,252 S**

(45) **Date of Patent:** **** Sep. 22, 2015**

(54) **CHARACTER GIFT BAG**

(56) **References Cited**

(71) Applicant: **American Greetings Corporation,**
Cleveland, OH (US)

U.S. PATENT DOCUMENTS

D249,982 S * 10/1978 Kubusheski D3/271.2
D266,801 S * 11/1982 Cortese et al. D3/236

(72) Inventor: **David Mayer,** Bay Village, OH (US)

(Continued)

(73) Assignee: **American Greetings Corporation,**
Cleveland, OH (US)

Primary Examiner — Sandra Morris

(74) *Attorney, Agent, or Firm* — Christine Flanagan

(**) Term: **14 Years**

(57) **CLAIM**

The ornamental designs for a character gift bag, as shown and described.

(21) Appl. No.: **29/507,536**

DESCRIPTION

(22) Filed: **Oct. 28, 2014**

FIG. 1 is a perspective view of a first embodiment of the character gift bag of the present invention.

FIG. 2 is a front view of the character gift bag of FIG. 1.

FIG. 3 is a rear view of the character gift bag of FIG. 1.

FIG. 4 is a left side view of the character gift bag of FIG. 1, the left side view being identical thereto.

FIG. 5 is a top view of the character gift bag of FIG. 1.

FIG. 6 is a bottom view of the character gift bag of FIG. 1.

FIG. 7 is a perspective view of a second embodiment of the character gift bag of the present invention.

FIG. 8 is a front view of the character gift bag of FIG. 7.

FIG. 9 is a right side view of character gift bag of FIG. 7, the left side view being identical thereto.

FIG. 10 is a rear view of the character gift bag of FIG. 7.

FIG. 11 is a top view of the character gift bag of FIG. 7.

FIG. 12 is a bottom view of the character gift bag of FIG. 7.

FIG. 13 is a perspective view of a third embodiment of the character gift bag of the present invention.

FIG. 14 is a front view of the character gift bag of FIG. 13.

FIG. 15 is a rear view of the character gift bag of FIG. 13.

FIG. 16 is a right side view of the character gift bag of FIG. 13, the left side view being identical thereto.

FIG. 17 is a top view of the character gift bag of FIG. 13; and,

FIG. 18 is a bottom view of the character gift bag of FIG. 13.

Related U.S. Application Data

(63) Continuation of application No. 29/467,376, filed on Sep. 18, 2013, now Pat. No. Des. 719,834.

(51) **LOC (10) Cl.** **09-01**

(52) **U.S. Cl.**

USPC **D9/600; D9/703**

(58) **Field of Classification Search**

USPC D9/600–607, 414–418, 430–434,

D9/702–706; 229/116.1, 116.2, 117.16,

229/117.24, 117.25, 162.1, 162.3, 238;


206/223, 232, 233, 457; D11/162;

D21/606–608; D3/270–271.3; 383/105

CPC B65D 67/00

See application file for complete search history.

1 Claim, 7 Drawing Sheets



(56)

References Cited

U.S. PATENT DOCUMENTS

D315,246 S * 3/1991 Drake D3/271.3
D452,814 S * 1/2002 Furuta D9/704
D498,667 S * 11/2004 Clark D9/703
6,890,102 B2 * 5/2005 Clark 383/105

D512,328 S * 12/2005 Clark D9/702
D522,379 S * 6/2006 Clark D9/703
D530,507 S * 10/2006 McEvoy et al. D3/235
7,118,276 B2 * 10/2006 Clark 383/105
D578,409 S * 10/2008 Clark D9/703

* cited by examiner

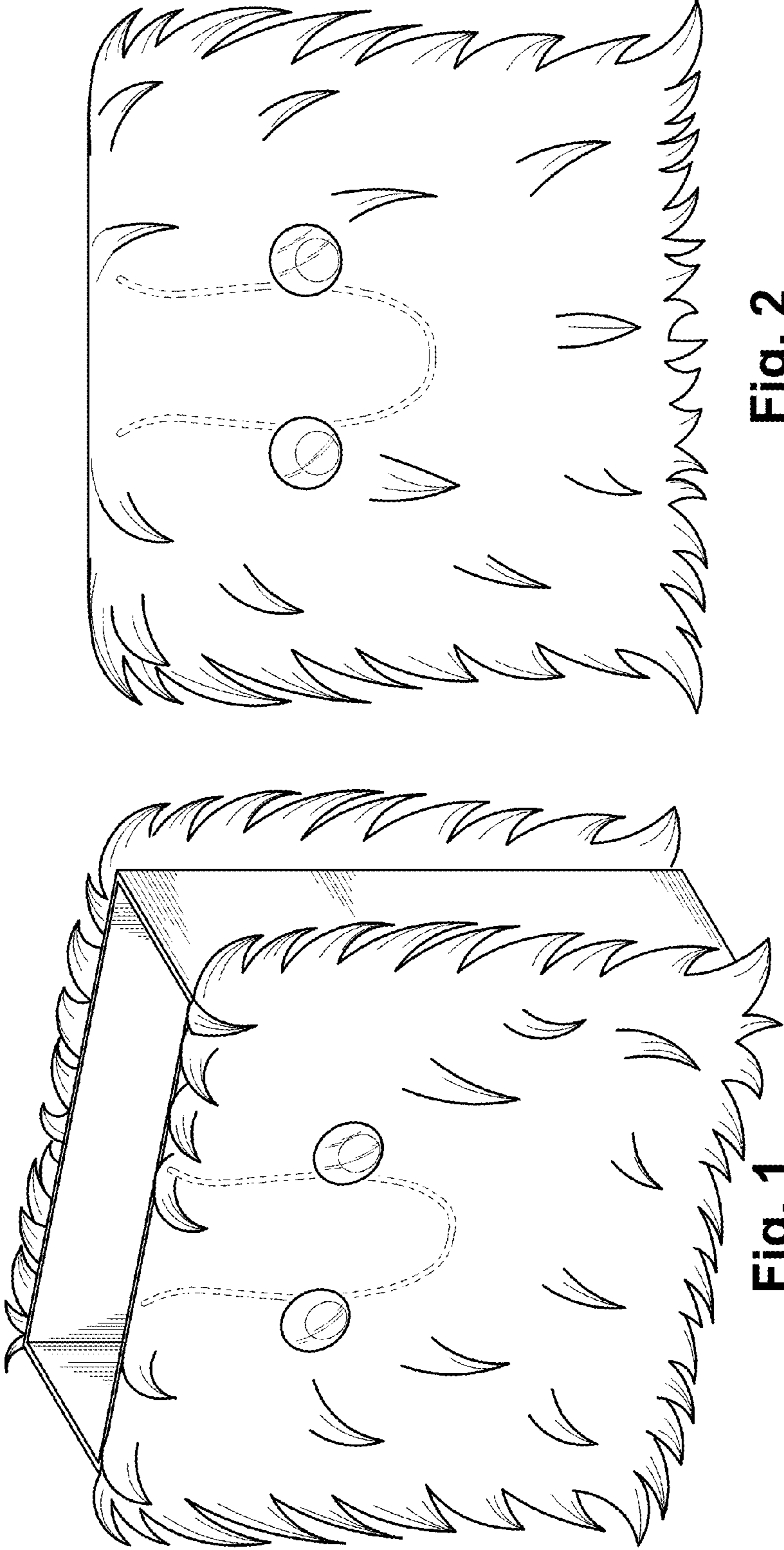


Fig. 2

Fig. 1




Fig. 4




Fig. 3




Fig. 6



Fig. 5

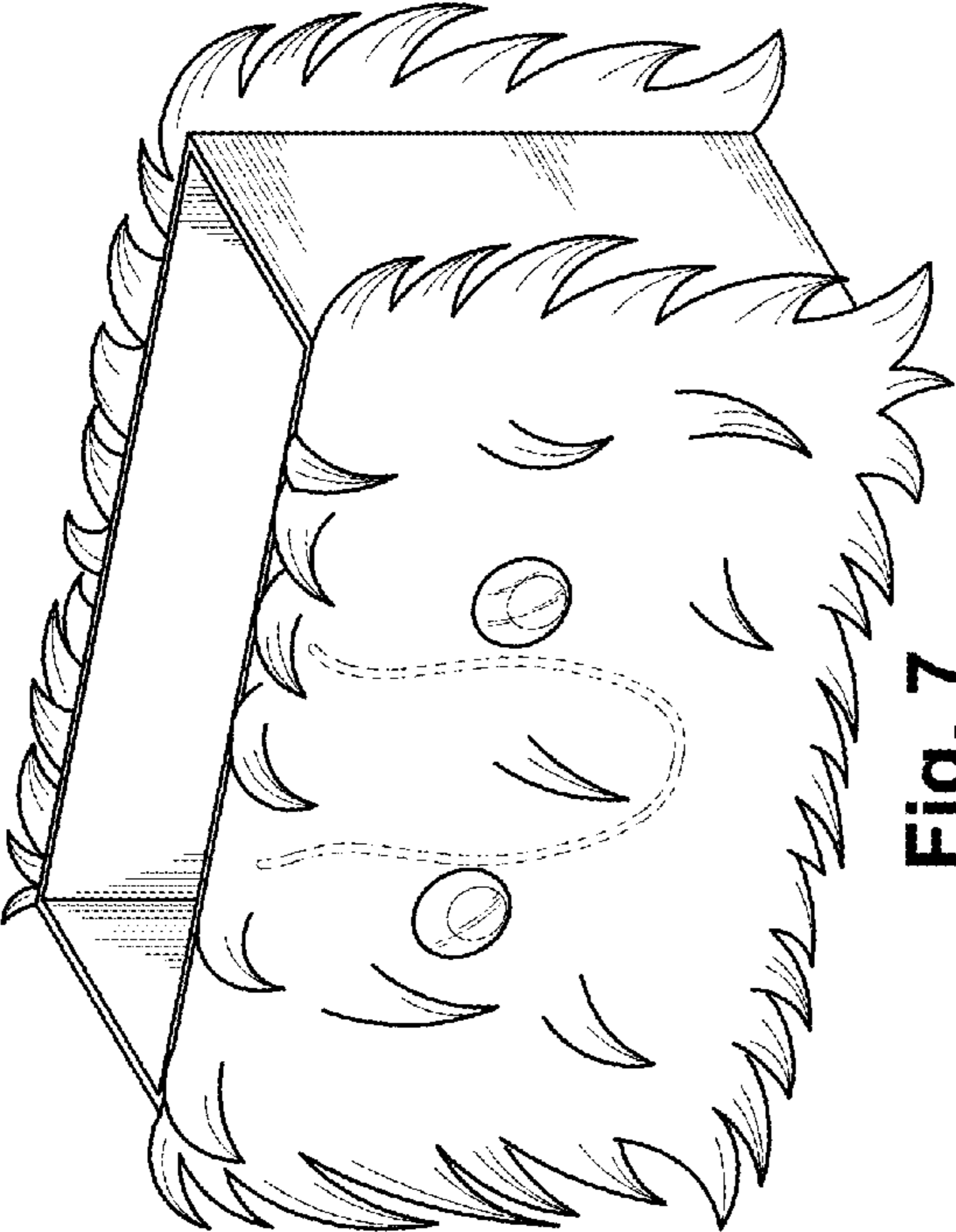


Fig. 7




Fig. 8

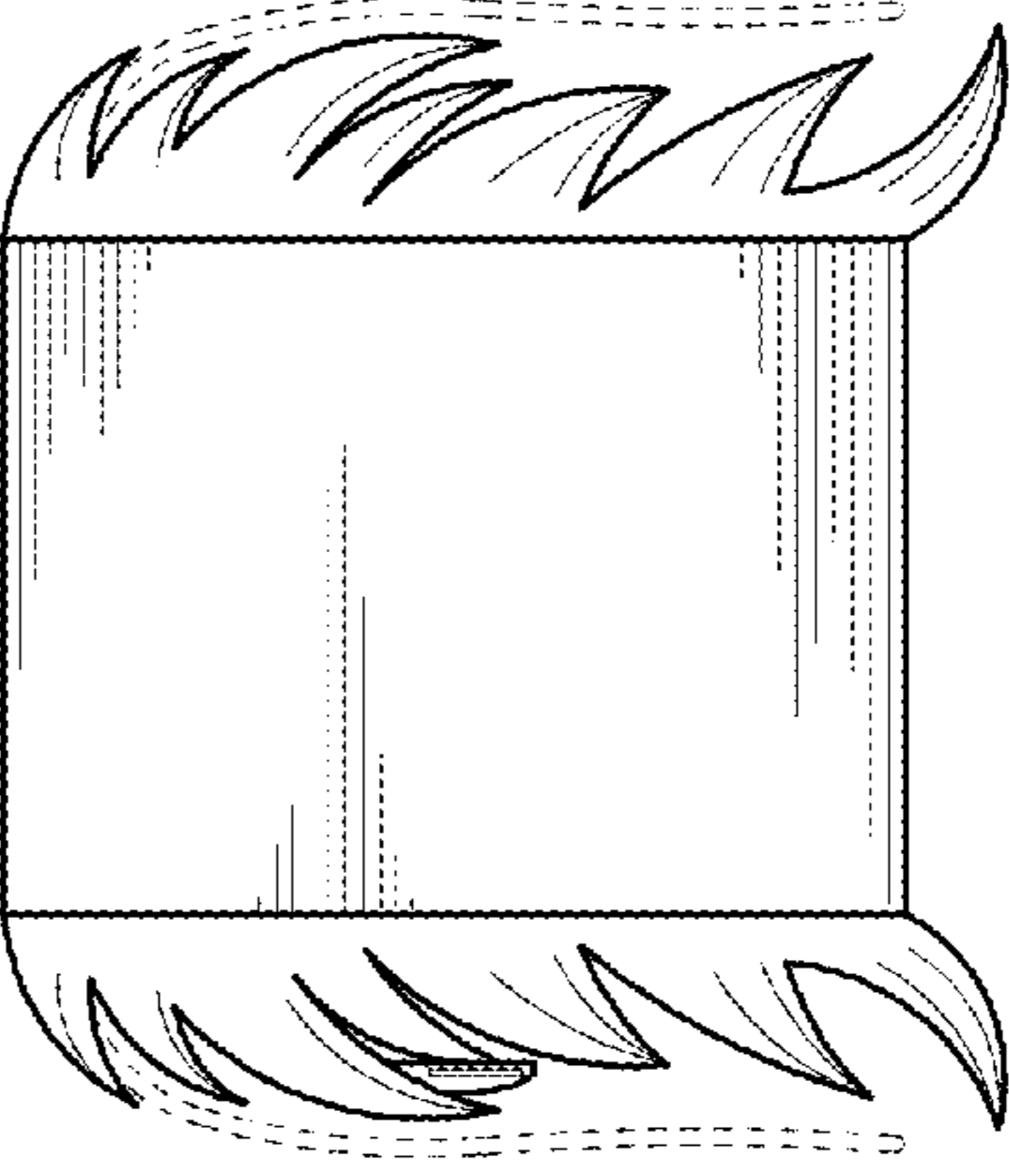


Fig. 9



Fig. 10




Fig. 12



Fig. 11

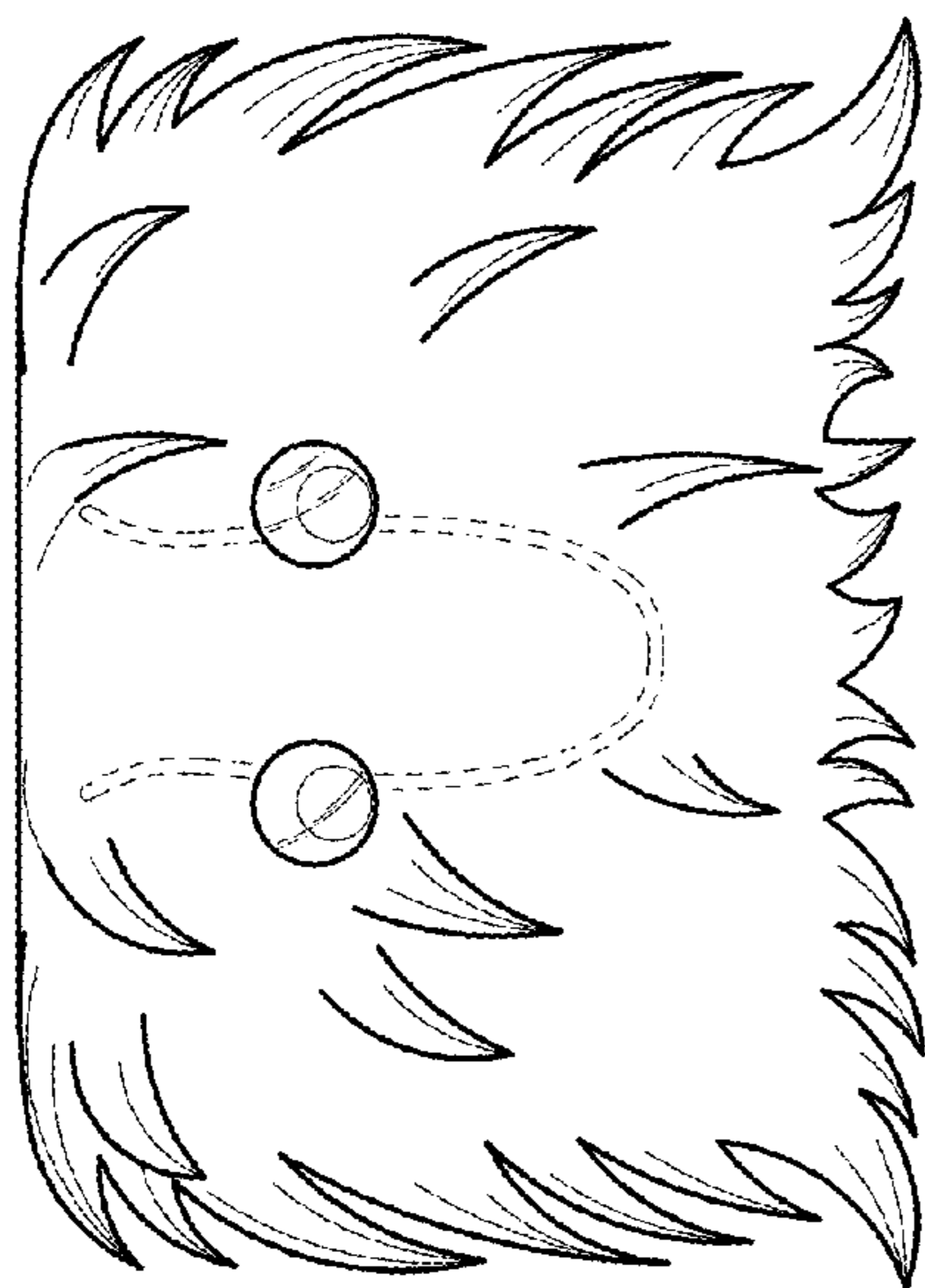


Fig. 14



Fig. 15




Fig. 13

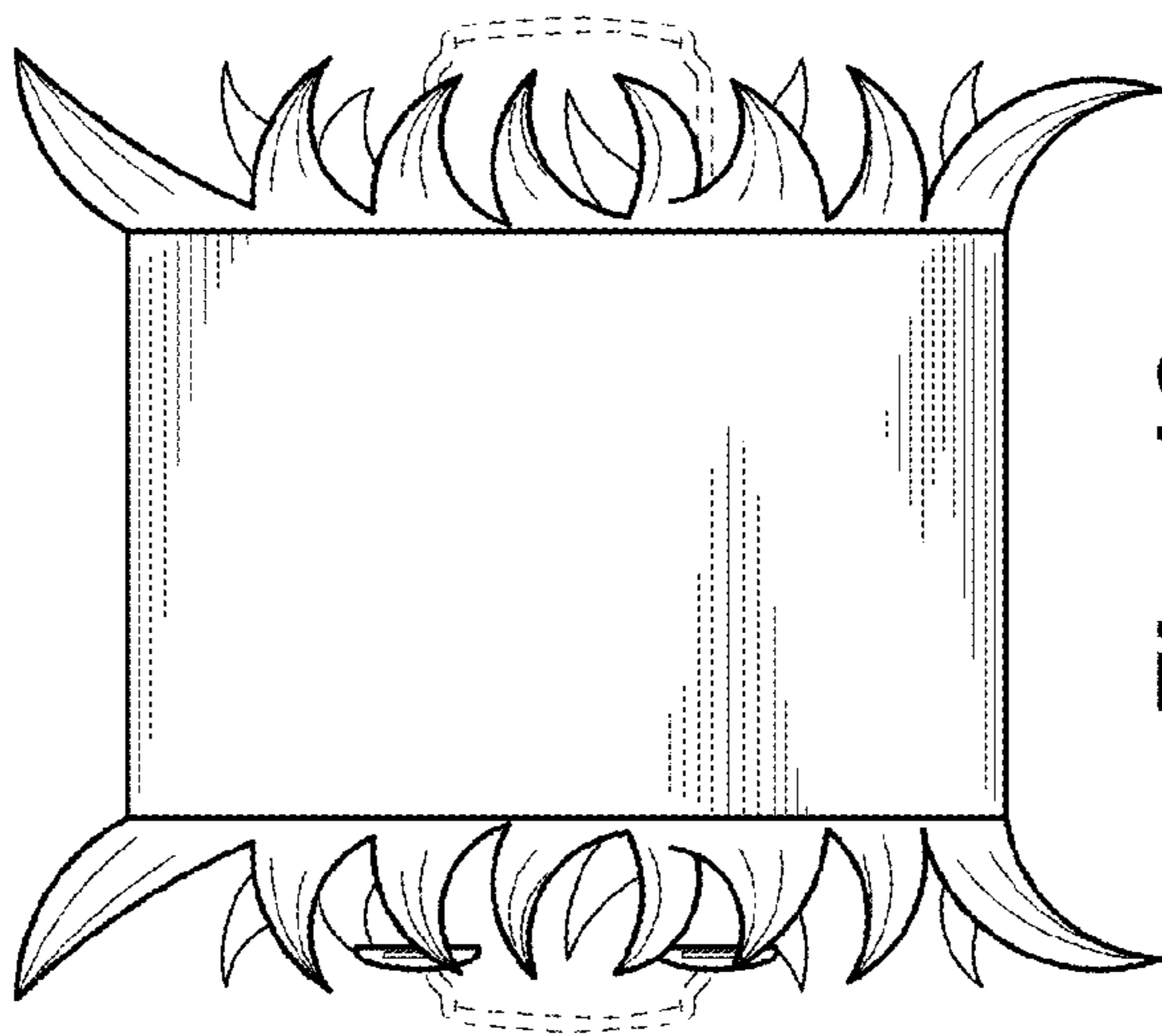


Fig. 18

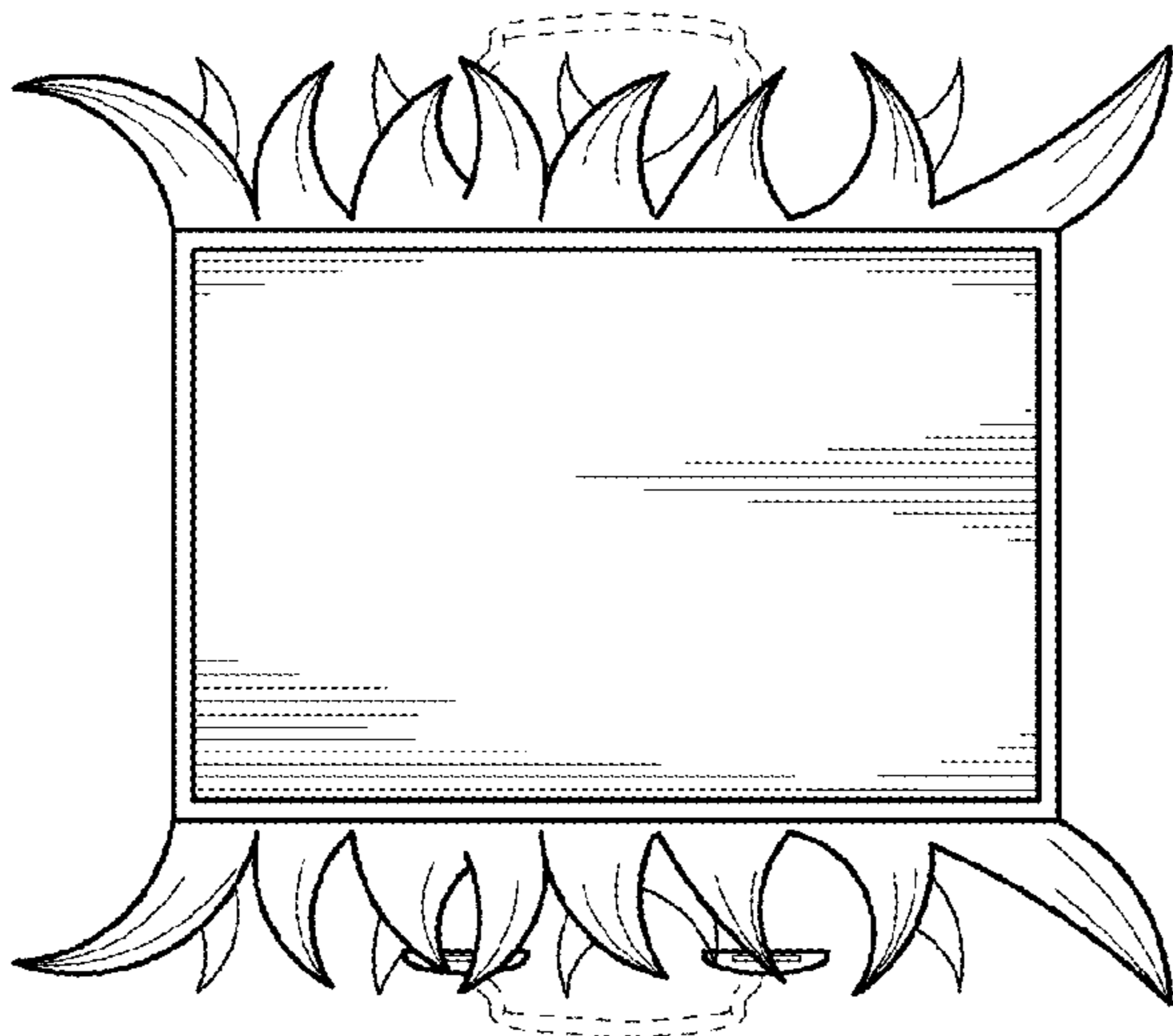


Fig. 17




Fig. 16