



US00D739247S

(12) **United States Design Patent**
McDonnell

(10) **Patent No.:** **US D739,247 S**
(45) **Date of Patent:** **** Sep. 22, 2015**

(54) **BOTTLE**

(71) Applicant: **S.C. Johnson & Son, Inc.**, Racine, WI
(US)

(72) Inventor: **Matthew T. McDonnell**, Bristol, WI
(US)

(73) Assignee: **S.C. Johnson & Son, Inc.**, Racine, WI
(US)

(**) Term: **14 Years**

(21) Appl. No.: **29/445,720**

(22) Filed: **Feb. 15, 2013**

(51) **LOC (10) Cl.** **09-01**

(52) **U.S. Cl.**
USPC **D9/526; D9/563**

(58) **Field of Classification Search**
USPC D9/516, 520, 523, 525-526, 528, 530,
D9/540-543, 549-550, 558, 563, 571, 575,
D9/682, 685, 715, 719; D23/211.1, 211.2,
D23/225; 215/379, 381-383; 220/660, 669,
220/675

CPC B65D 1/00; B65D 1/02; B65D 1/0223;
B65D 23/00; B65D 81/00; B65D 83/00;
B65D 91/00; B65D 91/02; B65D 2501/00;
B65D 2501/0009; B65D 2501/0081

See application file for complete search history.

(56) **References Cited**

U.S. PATENT DOCUMENTS

D310,026 S *	8/1990	Verebelyi	D9/520
D319,782 S *	9/1991	Reif	D9/526
D325,520 S *	4/1992	Biasecker	D9/526
D326,610 S *	6/1992	Kritzler	D9/526
D375,049 S *	10/1996	Vollborth	D9/526
D378,573 S *	3/1997	Sherman	D9/526
D392,568 S *	3/1998	Goettner	D9/526
D401,857 S	12/1998	Collins et al.		

D402,561 S	12/1998	Utrup et al.	
D406,063 S	2/1999	Vangramberen	
D406,530 S	3/1999	Bodker et al.	
D406,531 S	3/1999	Bodker et al.	
D406,765 S	3/1999	Zimmer et al.	
D409,495 S	5/1999	Hartman et al.	
D410,847 S	6/1999	Bodker et al.	
D414,115 S	9/1999	Goettner et al.	
D420,290 S	2/2000	Dean et al.	
D475,626 S *	6/2003	Barruw D9/526
D475,928 S	6/2003	Ferguson et al.	
D482,285 S	11/2003	Desouza	
D495,954 S	9/2004	Solomon	
D501,142 S	1/2005	Pattison	
D514,451 S	2/2006	Weltgen et al.	

(Continued)

FOREIGN PATENT DOCUMENTS

EM	000142336-0001	6/2004
EM	000311493-0002	5/2005

(Continued)

Primary Examiner — Dana L Meyrow

(57) **CLAIM**

The ornamental design for a bottle, as shown and described.

DESCRIPTION

FIG. 1 is a top, right, front perspective view of a bottle embodying my new design;

FIG. 2 is a front elevational view thereof, the rear elevational view being a mirror image of the front view shown except for the unclaimed threads;

FIG. 3 is a left side elevational view thereof;

FIG. 4 is a right side elevational view thereof;

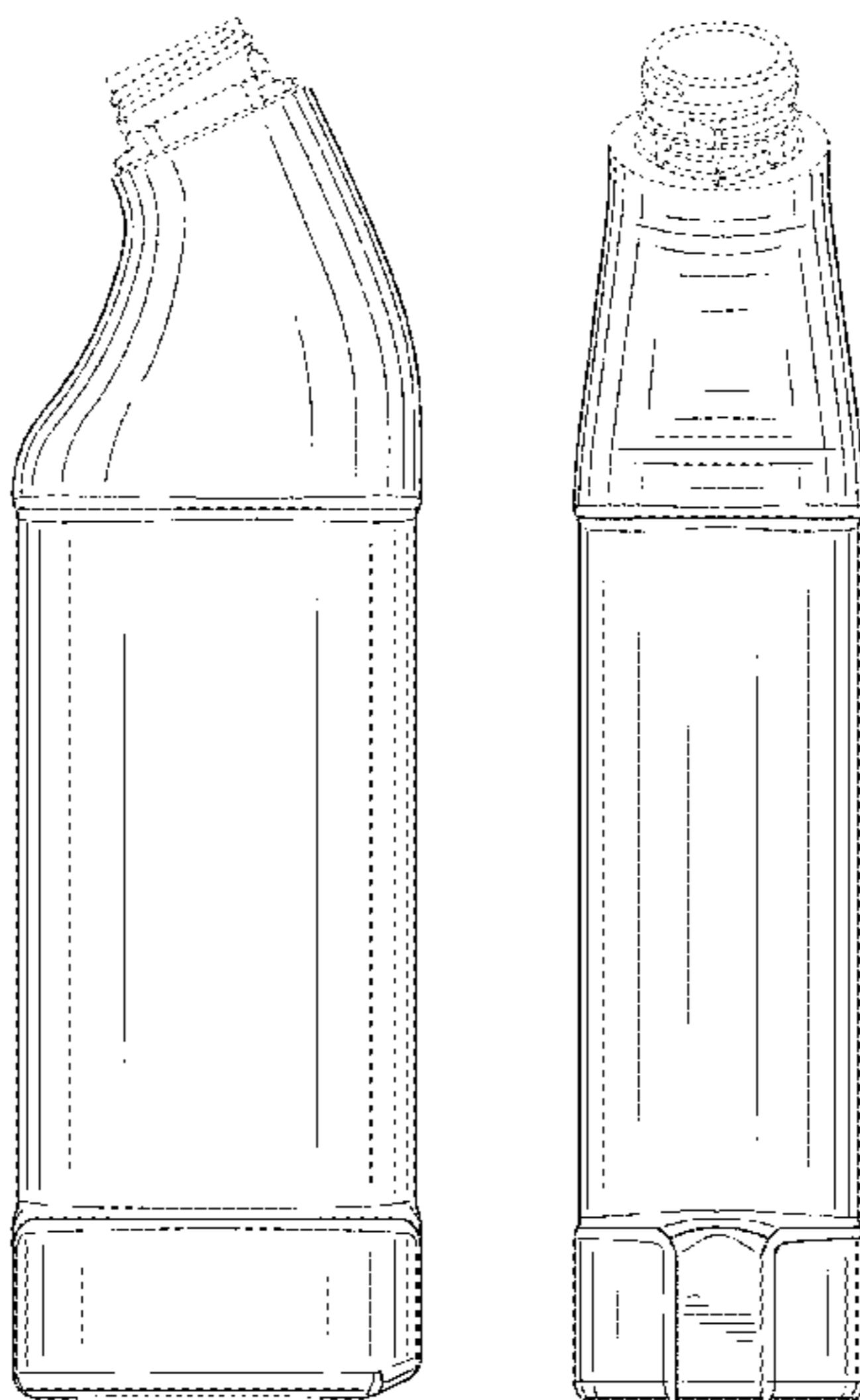
FIG. 5 is a top plan view thereof; and,

FIG. 6 is a bottom plan view thereof.

The broken lines shown in the drawings are for illustrative purposes only and form no part of the claimed design.

In a preferred embodiment, the nature of this product is a bottle suitable for holding and dispensing cleaning solution.

1 Claim, 4 Drawing Sheets



(56)

References Cited

U.S. PATENT DOCUMENTS

D539,668 S 4/2007 Muhlhausen et al.
 D553,501 S 10/2007 Arnett et al.
 D553,990 S 10/2007 Muhlhausen
 D561,592 S 2/2008 Muhlhausen
 D585,285 S 1/2009 Rosinski et al.
 D585,286 S 1/2009 Rosinski et al.
 D585,287 S 1/2009 Rosinski et al.
 D589,349 S 3/2009 Prater et al.
 D622,595 S 8/2010 Rousselet et al.
 D685,640 S * 7/2013 Laurita D9/526

FOREIGN PATENT DOCUMENTS

EM 000079918-0001 12/2005
 EM 000453667-0002 2/2006
 EM 000511175-0001 1/2007

EM 000677299-0001 3/2007
 EM 000647391-0002 4/2007
 EM 000605050-0001 6/2007
 EM 000605050-0002 6/2007
 EM 000808357-0002 11/2007
 EM 000834098-0001 1/2008
 EM 000834098-0002 1/2008
 EM 000792478-0002 7/2008
 EM 000792544-0001 7/2008
 EM 000598966-0008 11/2008
 EM 000697461-0024 7/2009
 EM 001821042-0002 2/2011
 EM 001876574-0006 6/2011
 EM 001321038-0001 4/2012
 WO DM/062377 2/2003
 WO DM/067252 6/2006
 WO DM/068346 4/2007
 WO DM/068553 8/2007

* cited by examiner

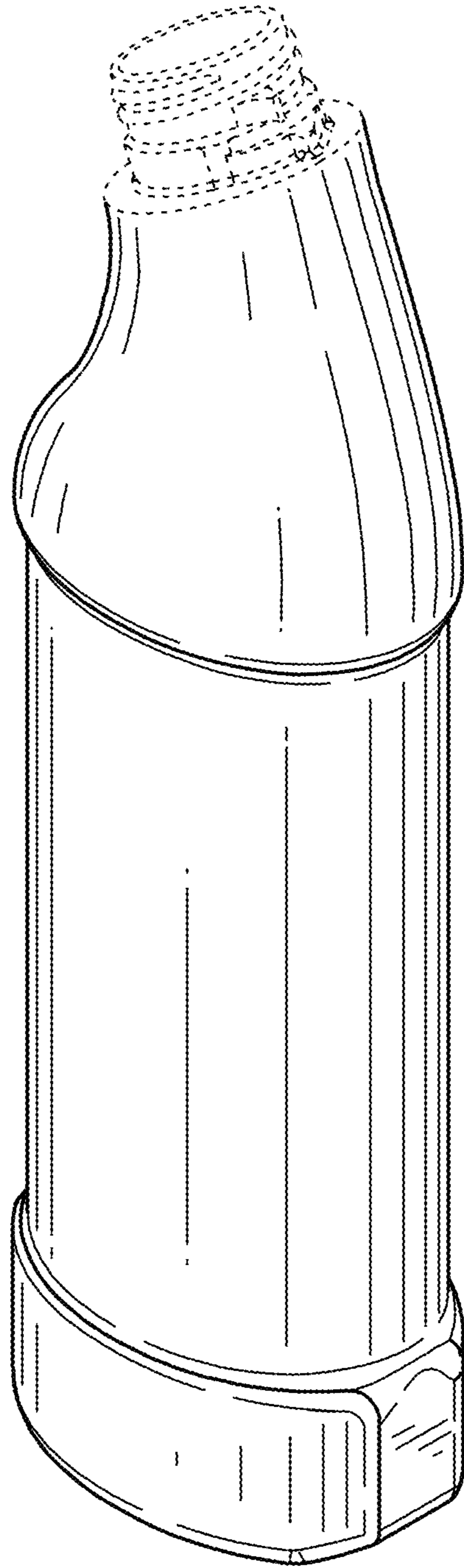



FIG. 1

FIG. 2



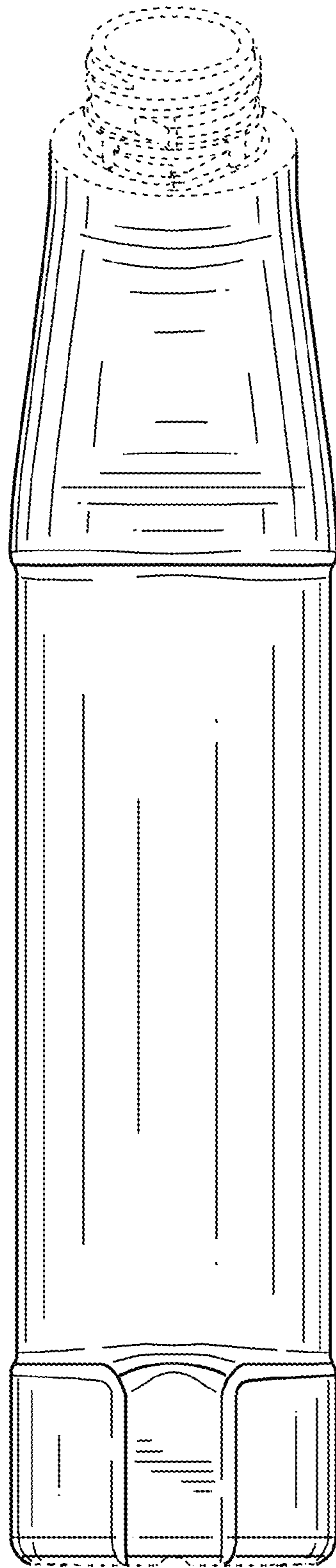


FIG. 3

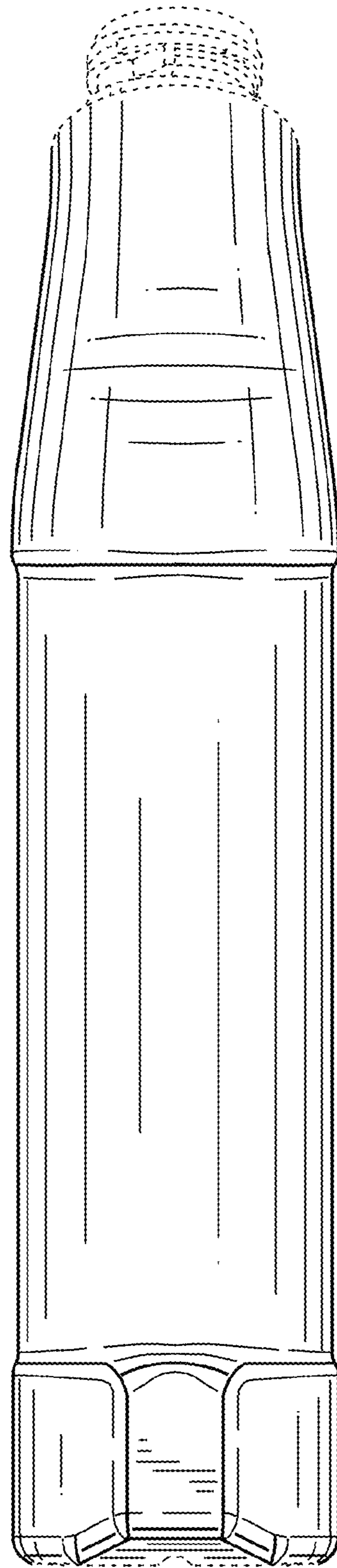


FIG. 4

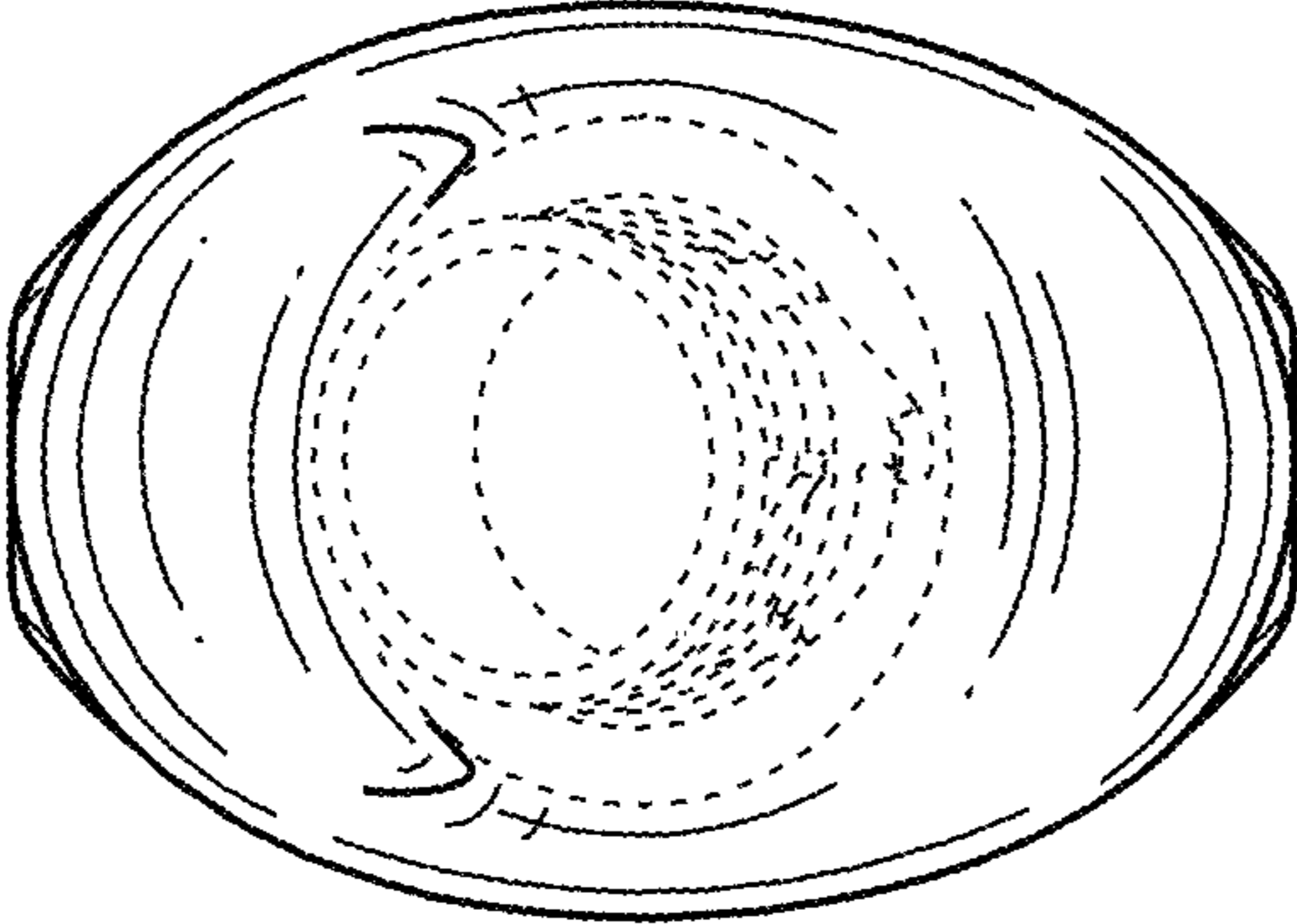


FIG. 5

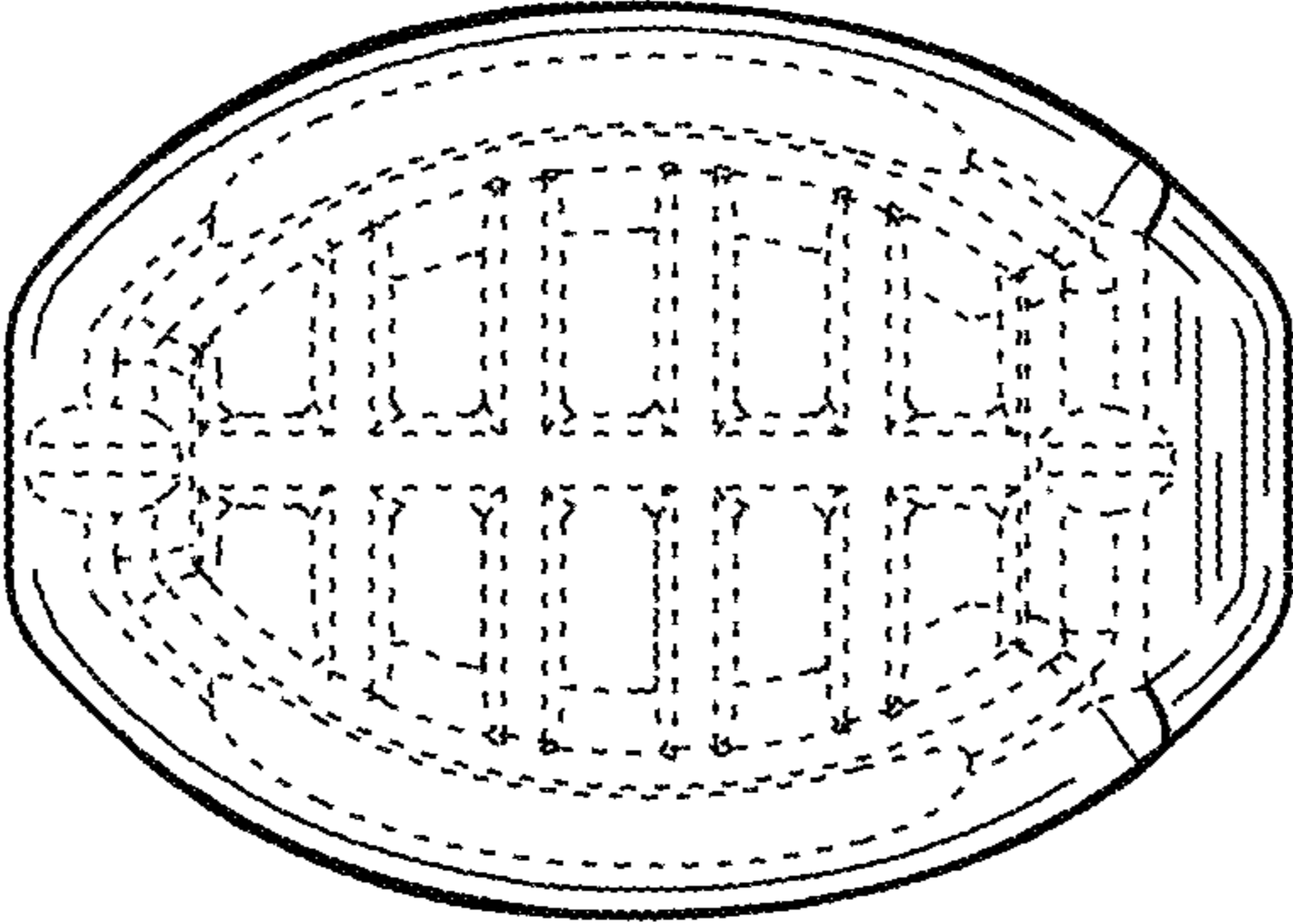


FIG. 6