



US00D739246S

(12) **United States Design Patent**  
**Marotti**

(10) **Patent No.:** **US D739,246 S**

(45) **Date of Patent:** **\*\* Sep. 22, 2015**

(54) **TOOTHPASTE PACKAGE**

(71) Applicant: **The Procter & Gamble Company,**  
Cincinnati, OH (US)

(72) Inventor: **Martin Jay Marotti,** Carmel, IN (US)

(73) Assignee: **THE PROCTER & GAMBLE CO,**  
Cincinnati, OH (US)

(\*\*) Term: **14 Years**

(21) Appl. No.: **29/455,843**

(22) Filed: **May 24, 2013**

(51) **LOC (10) Cl.** ..... **09-01**

(52) **U.S. Cl.**  
USPC ..... **D9/521**

(58) **Field of Classification Search**  
USPC ..... D9/434-435, 447, 449, 454, 516, 521,  
D9/529, 549, 575, 695, 697, 699, 715,  
D9/719; D28/76, 85-86, 88-90; 215/379,  
215/381-382; 220/660, 669, 675  
CPC ..... B65D 1/00; B65D 1/02; B65D 1/0223;  
B65D 23/00; B65D 81/00; B65D 83/00;  
B65D 2501/00; B65D 2501/0009; B65D  
2501/0081

See application file for complete search history.

(56) **References Cited**

**U.S. PATENT DOCUMENTS**

D271,050	S	*	10/1983	Berkman	.....	D28/77
D306,265	S	*	2/1990	Leebeek	.....	D9/435
D440,494	S	*	4/2001	Sagel et al.	.....	D9/450
D450,585	S	*	11/2001	Kamata	.....	D9/449
D472,812	S	*	4/2003	Lerolle	.....	D9/504
D513,815	S	*	1/2006	Hollmann et al.	.....	D28/88
D533,067	S	*	12/2006	Snyder	.....	D9/522
D542,660	S	*	5/2007	Thomas et al.	.....	D9/521
D580,269	S	*	11/2008	Xiao et al.	.....	D9/521
D588,920	S	*	3/2009	O'Donahue	.....	D9/521
D632,577	S	*	2/2011	Drake et al.	.....	D9/521
D644,517	S	*	9/2011	Howell et al.	.....	D9/521
D649,465	S	*	11/2011	Oates et al.	.....	D9/521

(Continued)

*Primary Examiner* — Dana L Meyrow

(74) *Attorney, Agent, or Firm* — James E. Oehlenschlager

(57) **CLAIM**

The ornamental design for toothpaste package, as shown and described.

**DESCRIPTION**

FIG. 1 is a perspective view of a toothpaste package showing our new design;

FIG. 2 is a front view of the toothpaste package as shown in FIG. 1;

FIG. 3 is a right side view of the toothpaste package as shown in FIG. 1;

FIG. 4 is a back view of the toothpaste package as shown in FIG. 1;

FIG. 5 is a left side view of the toothpaste package as shown in FIG. 1;

FIG. 6 is a top view of the toothpaste package as shown in FIG. 1;

FIG. 7 is a bottom view of the toothpaste package as shown in FIG. 1.

FIG. 8 is a perspective view of a toothpaste package showing our new design;

FIG. 9 is a front view of the toothpaste package as shown in FIG. 8;

FIG. 10 is a right side view of the toothpaste package as shown in FIG. 8;

FIG. 11 is a back view of the toothpaste package as shown in FIG. 8;

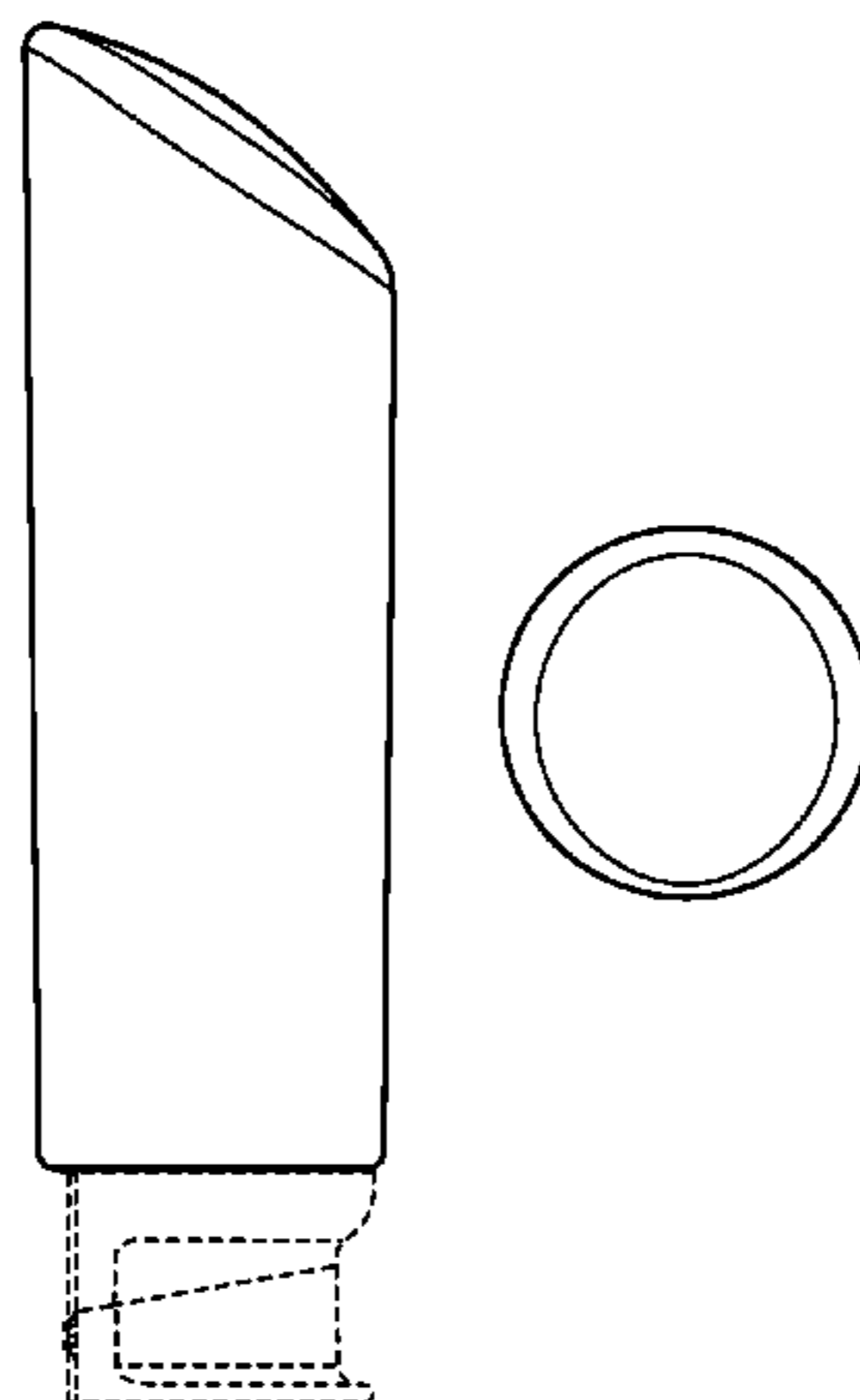
FIG. 12 is a left side view of the toothpaste package as shown in FIG. 8;

FIG. 13 is a top view of the toothpaste package as shown in FIG. 1; and,

FIG. 14 is a bottom view of the toothpaste package as shown in FIG. 1.

The broken lines shown are for illustrative purposes only and form no part of the claimed design.

**1 Claim, 6 Drawing Sheets**



# US D739,246 S

Page 2

---

(56)

## References Cited

### U.S. PATENT DOCUMENTS

D652,302 S \* 1/2012 Drake et al. .... D9/521  
D666,096 S \* 8/2012 Cummings et al. .... D9/449  
D666,097 S \* 8/2012 Cummings et al. .... D9/449

D666,098 S \* 8/2012 Cummings et al. .... D9/449  
D666,099 S \* 8/2012 Cummings et al. .... D9/449  
D666,492 S \* 9/2012 Cummings et al. .... D9/449  
D666,493 S \* 9/2012 Cummings et al. .... D9/449  
D701,346 S \* 3/2014 Hefetz et al. .... D28/89

\* cited by examiner




Fig. 1




Fig. 2




Fig. 3




Fig. 4




Fig. 5

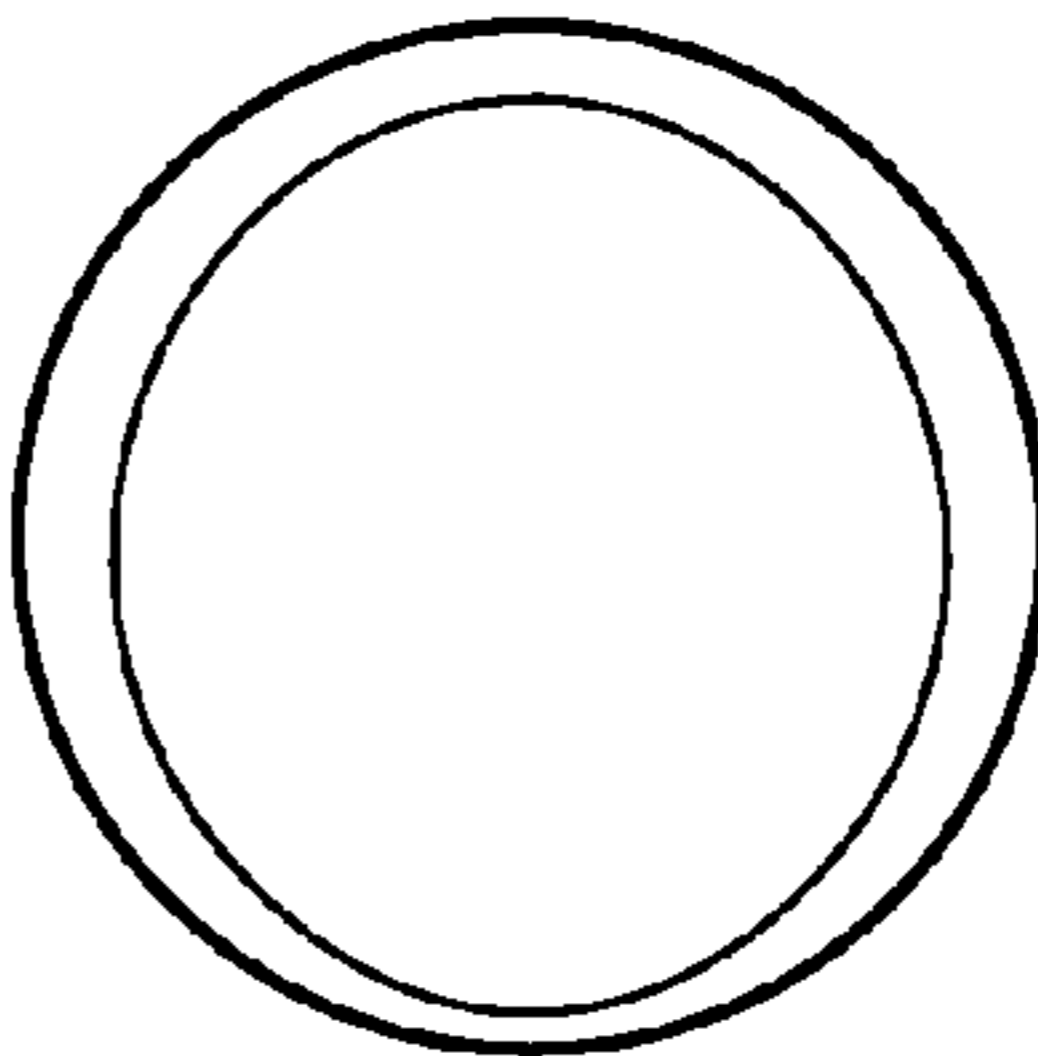


Fig. 6

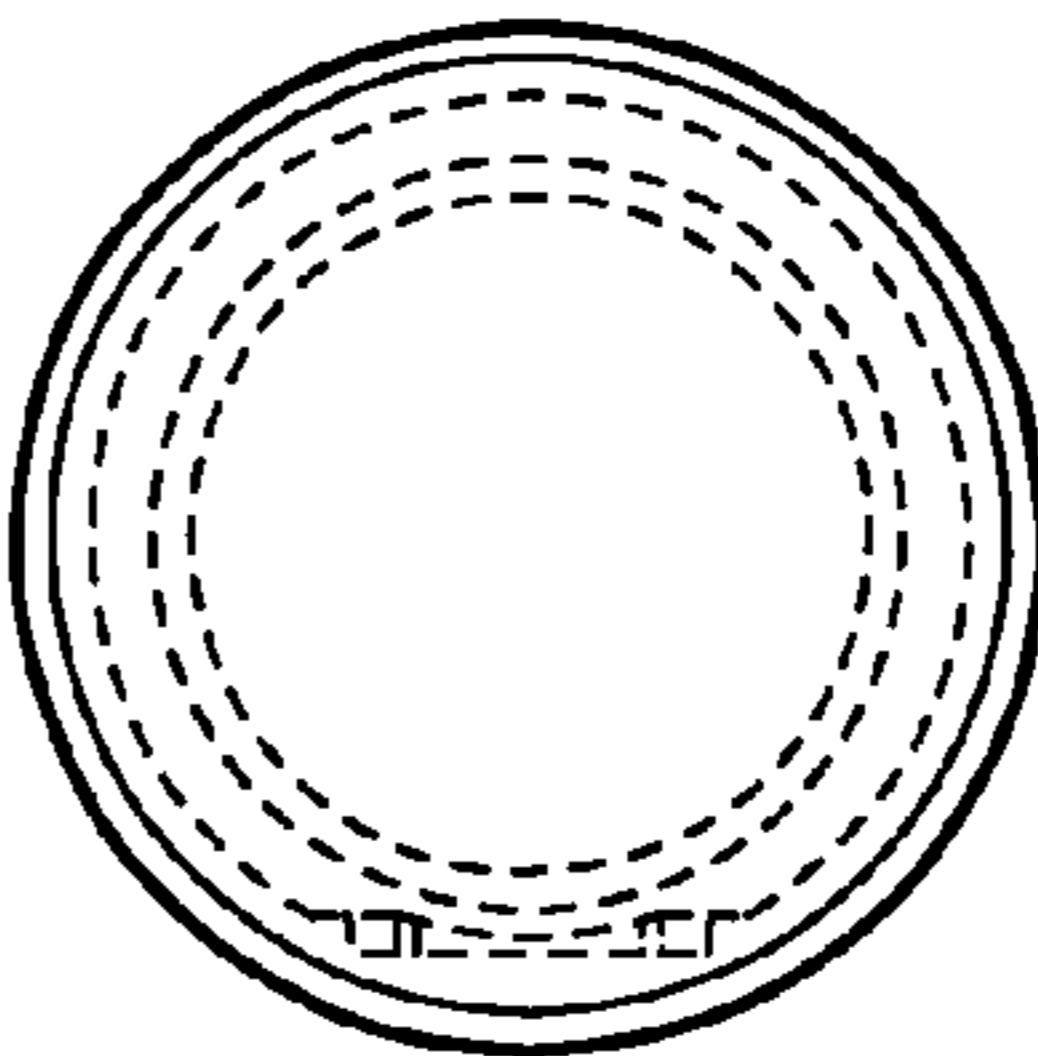


Fig. 7




Fig. 8




Fig. 9




Fig. 10




Fig. 11




Fig. 12

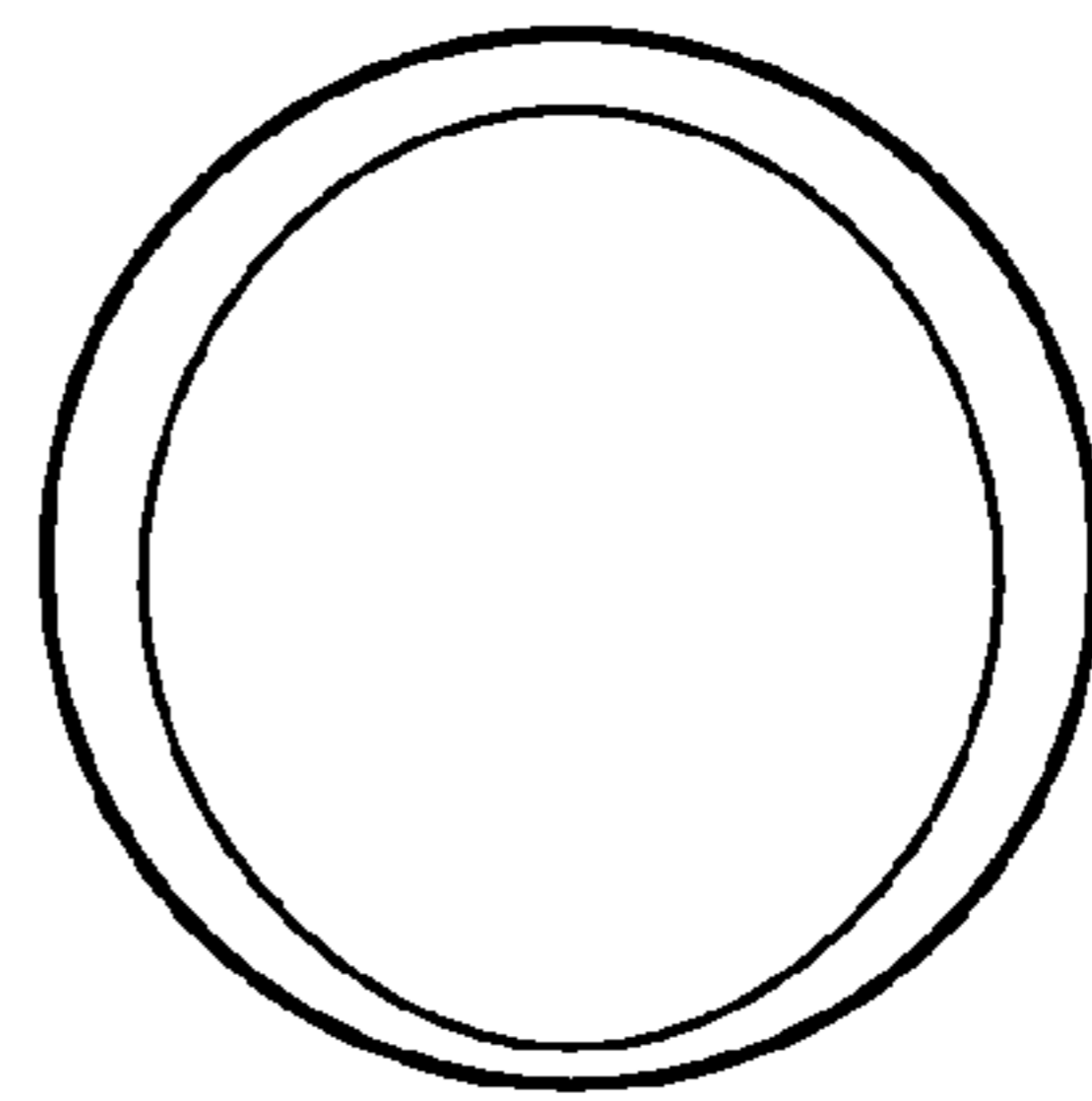


Fig. 13

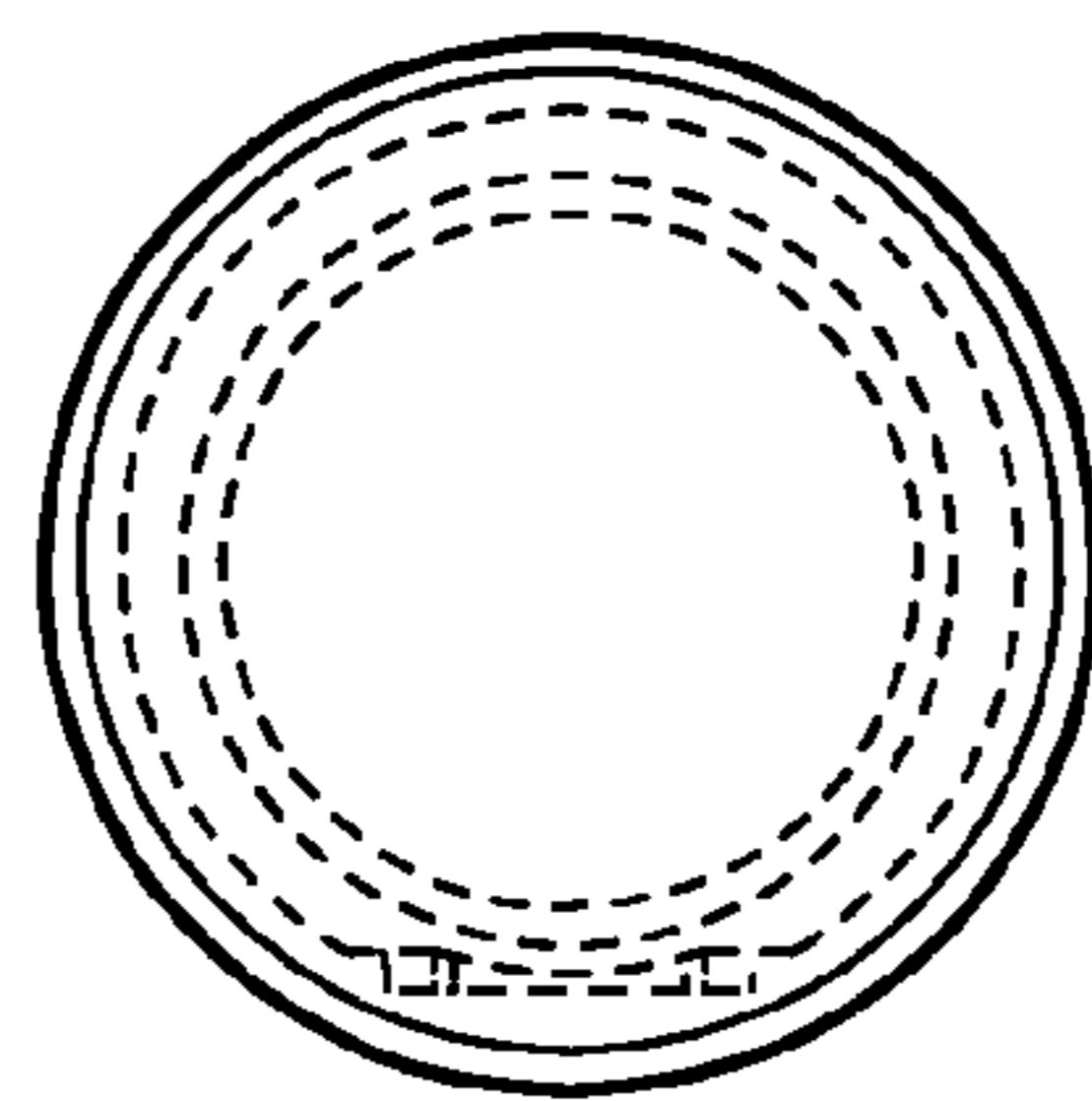


Fig. 14