



US00D739229S

(12) **United States Design Patent**
Kusper et al.

(10) **Patent No.:** **US D739,229 S**

(45) **Date of Patent:** **** Sep. 22, 2015**

(54) **PACKAGE FOR CONSUMABLE PRODUCTS**

(71) Applicant: **WM. WRIGLEY JR. COMPANY**,
Chicago, IL (US)

(72) Inventors: **Jan Kusper**, Chicago, IL (US); **Yoichiro Ishikawa**, Glenview, IL (US)

(73) Assignee: **WM. WRIGLEY JR. COMPANY**,
Chicago, IL (US)

(**) Term: **14 Years**

(21) Appl. No.: **29/482,042**

(22) Filed: **Feb. 13, 2014**

(51) **LOC (10) Cl.** **09-03**

(52) **U.S. Cl.**

USPC **D9/423**

(58) **Field of Classification Search**

USPC D9/414, 416, 420–424; D1/127;
206/800; 229/87.07, 92.7

CPC B65D 85/60; B65D 75/26; B65D 75/38;
B65D 5/4275; B65D 75/68

See application file for complete search history.

(56) **References Cited**

U.S. PATENT DOCUMENTS

2,149,030	A	*	2/1939	Moore	229/76
D394,605	S	*	5/1998	Skiba et al.	D9/709
D489,606	S	*	5/2004	Lofman	D9/707
D585,736	S	*	2/2009	Dowd	D9/431
D599,559	S	*	9/2009	Boehm	D5/56
D623,076	S	*	9/2010	Westemeyer et al.	D9/713
D624,401	S	*	9/2010	Friedman et al.	D9/423
D630,522	S	*	1/2011	Harvey et al.	D9/707
D634,644	S	*	3/2011	Hofman	D9/707
D640,566	S	*	6/2011	Norlin et al.	D9/707

D643,745	S	*	8/2011	Hartley	D9/707
D644,923	S		9/2011	Belias et al.		
D651,512	S	*	1/2012	Eaton et al.	D9/435
D654,358	S	*	2/2012	Ampadu et al.	D9/420
D675,910	S		2/2013	Hunter		
D675,911	S	*	2/2013	Hunter	D9/420
D675,913	S	*	2/2013	Hunter	D9/420
D682,668	S	*	5/2013	Anderson	D9/415
D684,854	S	*	6/2013	Hunter	D9/423
D687,703	S	*	8/2013	Hannant et al.	D9/420
D688,567	S	*	8/2013	Stronski	D9/709
D692,318	S	*	10/2013	Brewster et al.	D9/713
D693,961	S	*	11/2013	Fish	D27/100
D695,992	S	*	12/2013	Wyne	D1/128

* cited by examiner

Primary Examiner — Philip S Hyder

Assistant Examiner — Keith Frank

(74) *Attorney, Agent, or Firm* — Salmaan Quader

(57) **CLAIM**

The ornamental design for a package for consumable products, as shown and described.

DESCRIPTION

FIG. 1 is a front elevation view of a package for consumable products, showing our new design;

FIG. 2 is a rear elevation view thereof;

FIG. 3 is a front, right side perspective view thereof;

FIG. 4 is a front, left side perspective view thereof;

FIG. 5 is a right side elevation view thereof;


FIG. 6 is a top plan view thereof;

FIG. 7 is a bottom plan view thereof; and,

FIG. 8 is a front elevation view thereof, wherein the cover is in an open position.

In the drawings, the broken lines depict environmental structure that form no part of the claimed design.

1 Claim, 3 Drawing Sheets






FIG. 1




FIG. 2




FIG. 3

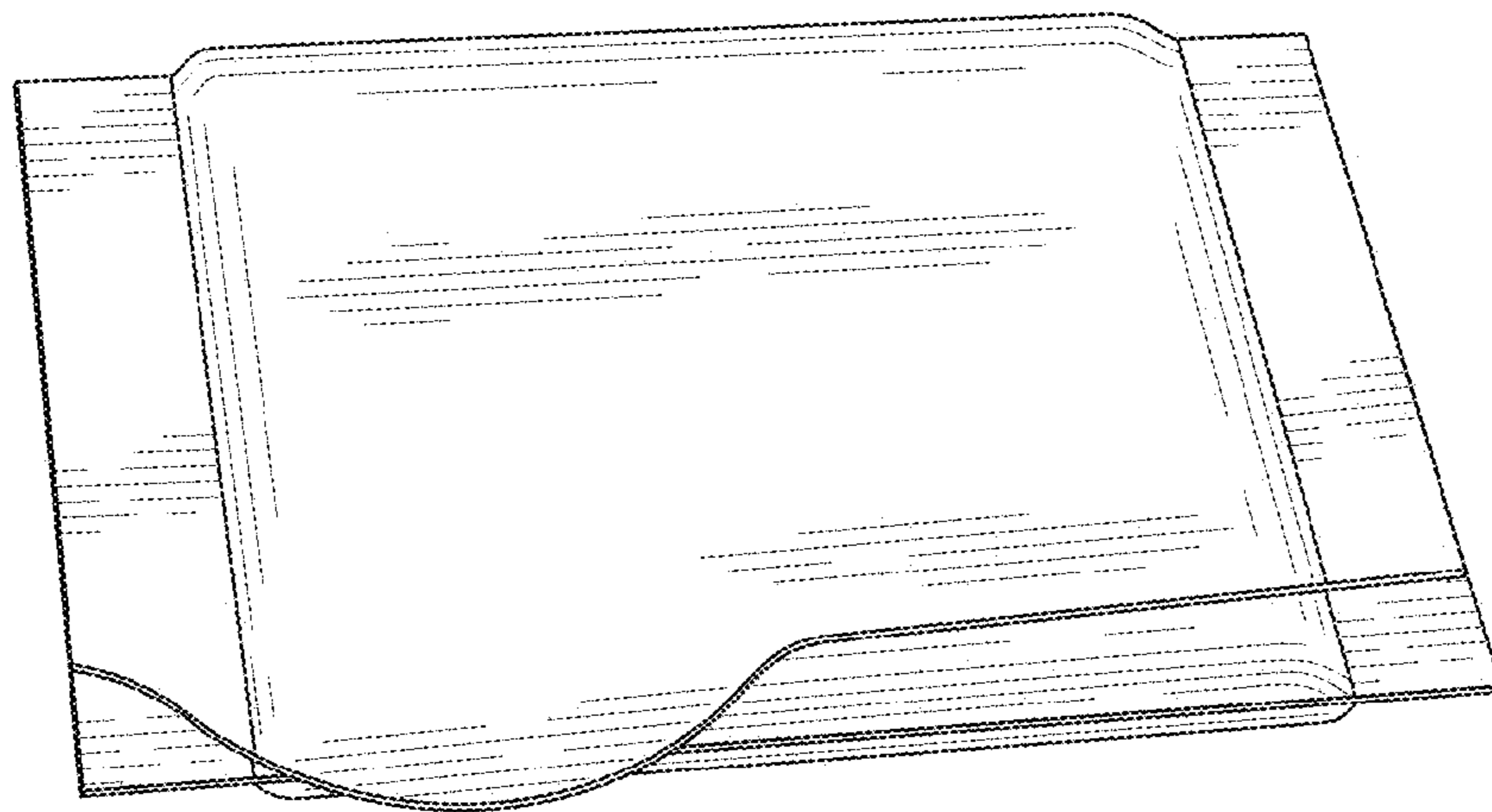


FIG. 4



FIG. 5




FIG. 6




FIG. 7

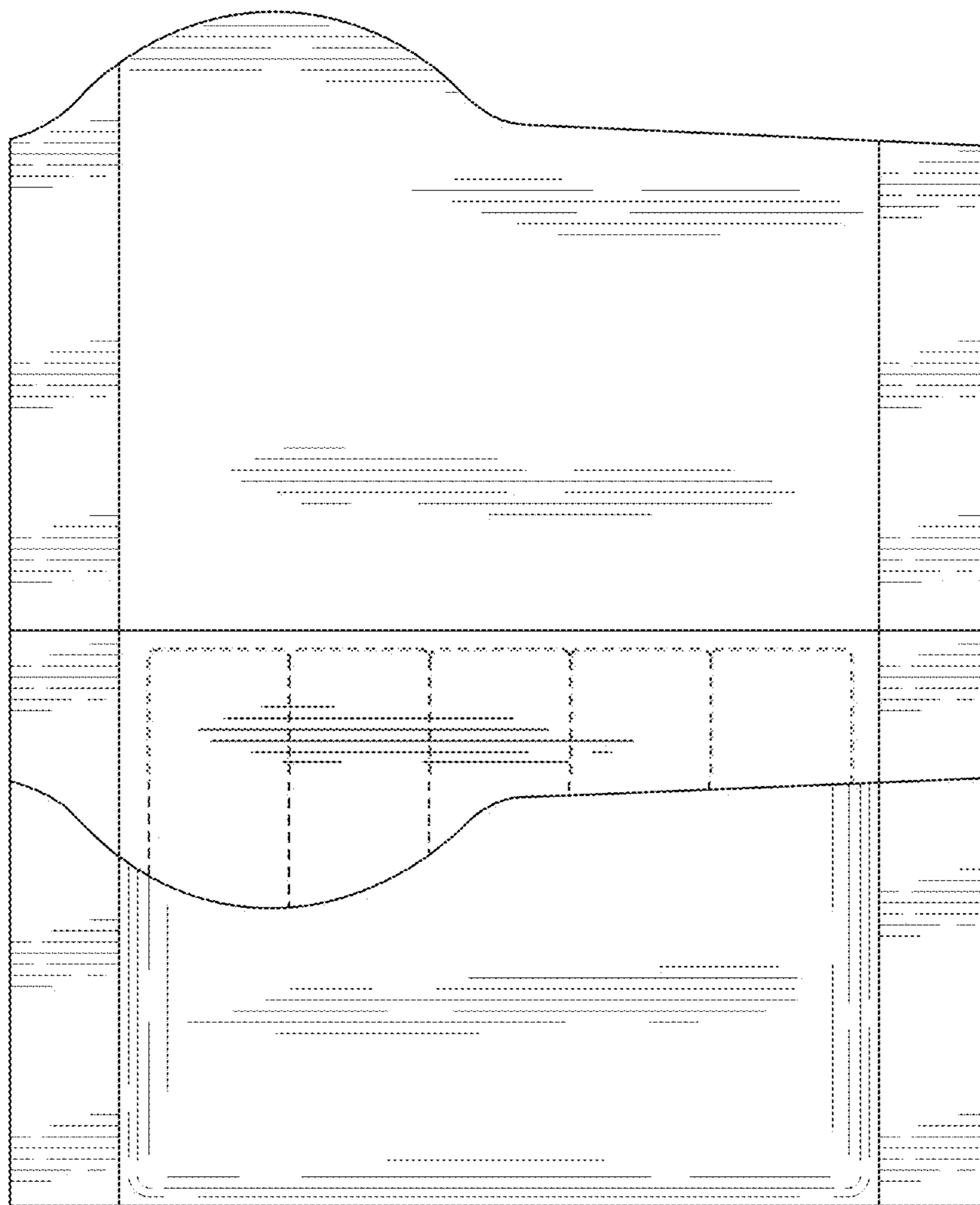


FIG. 8