



US00D739188S

(12) **United States Design Patent**
Shamoon

(10) **Patent No.:** **US D739,188 S**
(45) **Date of Patent:** **** Sep. 22, 2015**

(54) **CUTTING BOARD SCOOP**
(71) Applicant: **Ellis N. Shamoon**, Dallas, TX (US)
(72) Inventor: **Ellis N. Shamoon**, Dallas, TX (US)
(**) Term: **14 Years**
(21) Appl. No.: **29/502,416**
(22) Filed: **Sep. 16, 2014**
(51) **LOC (10) Cl.** **07-04**
(52) **U.S. Cl.**
USPC **D7/698**
(58) **Field of Classification Search**
USPC D7/543, 549, 550.1, 586, 698-699;
D32/55-57
CPC A47J 47/00; A47J 47/005; A47J 47/20;
B26D 7/006; B26D 7/018; B26D 7/20;
B23D 21/00; B23K 37/04; B23K 37/053;
B23Q 16/001
See application file for complete search history.

D558,541 S 1/2008 Shamoon et al.
D563,739 S 3/2008 Shamoon
D577,268 S 9/2008 Shamoon
D581,747 S 12/2008 Repp
7,637,154 B1 12/2009 Robbins
D615,828 S 5/2010 Shamoon
D615,830 S 5/2010 Shamoon
D616,264 S 5/2010 Shamoon
D629,268 S 12/2010 Shamoon
D629,654 S 12/2010 Moon
7,878,493 B2 2/2011 Shamoon
D645,310 S 9/2011 Shamoon
D671,378 S 11/2012 Shamoon
D679,557 S * 4/2013 Wardell D7/698
8,590,877 B2 * 11/2013 Zeitlin 269/302.1

(Continued)

OTHER PUBLICATIONS

Joseph & Joseph, "Chop 2 Pot," chop2pot-plus.pdf, published in USA as of Sep. 15, 2014.

(Continued)

Primary Examiner — Ricky Pham
(74) *Attorney, Agent, or Firm* — Daniel V. Thompson

(56) **References Cited**

U.S. PATENT DOCUMENTS

D184,416 S 2/1959 Anderson
D239,688 S * 4/1976 Doman et al. D7/698
3,955,278 A * 5/1976 Popeil 30/124
4,447,051 A * 5/1984 Price 269/302.1
D281,566 S * 12/1985 Gangelhoff et al. D7/698
D314,891 S 2/1991 Sata
5,121,909 A * 6/1992 Stickel, III 269/289 R
5,203,548 A * 4/1993 Sanders 269/302.1
D337,024 S * 7/1993 Stickel, III D7/549
D366,598 S 1/1996 Geddes
D383,042 S * 9/1997 Lach D7/698
D390,072 S 2/1998 Miller
D458,812 S * 6/2002 Wong D7/698
6,536,753 B1 * 3/2003 Keener 269/13
6,651,836 B1 11/2003 Hofheins et al.
D500,940 S 1/2005 Goggin
D553,452 S 10/2007 Shamoon
D557,085 S 12/2007 Shamoon

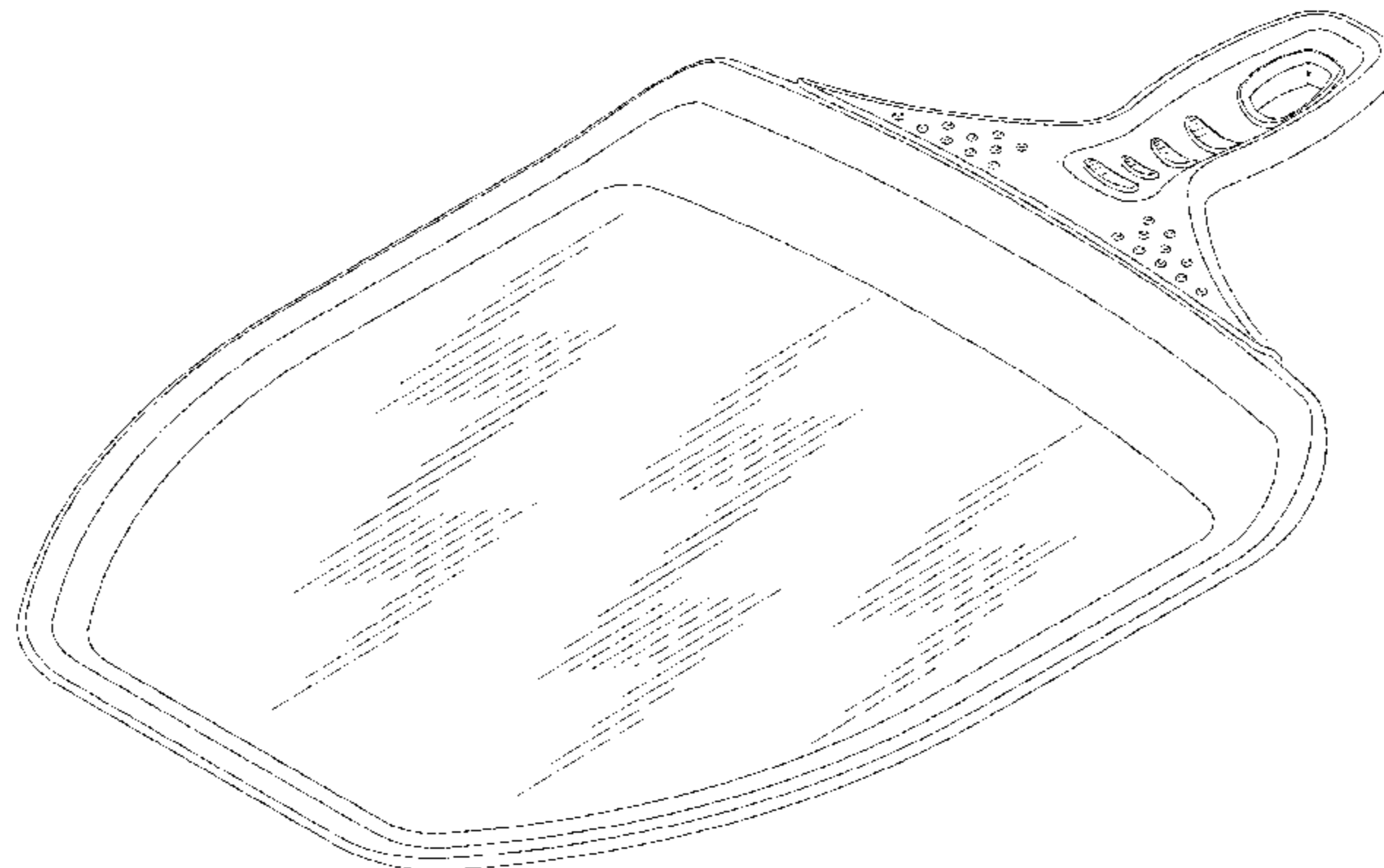
(57) **CLAIM**

The ornamental design for a cutting board scoop, as shown and described.

DESCRIPTION

FIG. 1 is a top-facing perspective view of the cutting board scoop showing my new design;
FIG. 2 is a top plan view;
FIG. 3 is a bottom plan view;
FIG. 4 is a rear elevational view;
FIG. 5 is a front elevational view; and,
FIG. 6 is a side elevational view, the other side elevational view being a mirror image thereof.
The broken lines shown in the drawings are for illustrative purposes only and form no part of the claimed design.

1 Claim, 5 Drawing Sheets



(56)

References Cited

U.S. PATENT DOCUMENTS

D694,594 S 12/2013 Shamoon
2008/0237960 A1* 10/2008 Shamoon 269/289 R

OTHER PUBLICATIONS

Cooking Concepts, CookingConcepts.pdf, photo of “Cutting Board with Soft Grip Handle” product, sold by Cooking Concepts, published in USA as of Sep. 15, 2014.

Norpro, “Grip-Ez Cut N Slice Scoop,” grip-ez-cut-n-slice-scoop.pdf, published in USA as of Sep. 15, 2014.

Farberware Professional, Chop_amp_Slide.pdf, photo of “Chop & Slide Cutting Board” product, sold by Farberware Professional, published in USA as of Sep. 15, 2014.

Amazon.com, “Core Kitchen Grip Strip Funnel Cutting Board,” Core-Kitchen-Strip-Funnel-Cutting.pdf, published in USA as of Sep. 15, 2014.

Christmas Tree Shops, CTS_cutting_board.pdf, photo of “Cutting Board” product, sold by Christmas Tree Shops, published in USA as of Sep. 15, 2014.

Cooking Concepts, CookingConcepts_additional_views.pdf, photos of “Cutting Board with Soft Grip Handle” product, sold by Cooking Concepts, published in USA as of Sep. 15, 2014.

Farberware Professional, Chop_amp_Slide_additional_views.pdf, photo of “Chop & Slide Cutting Board” product, sold by Farberware Professional, published in USA as of Sep. 15, 2014.

* cited by examiner

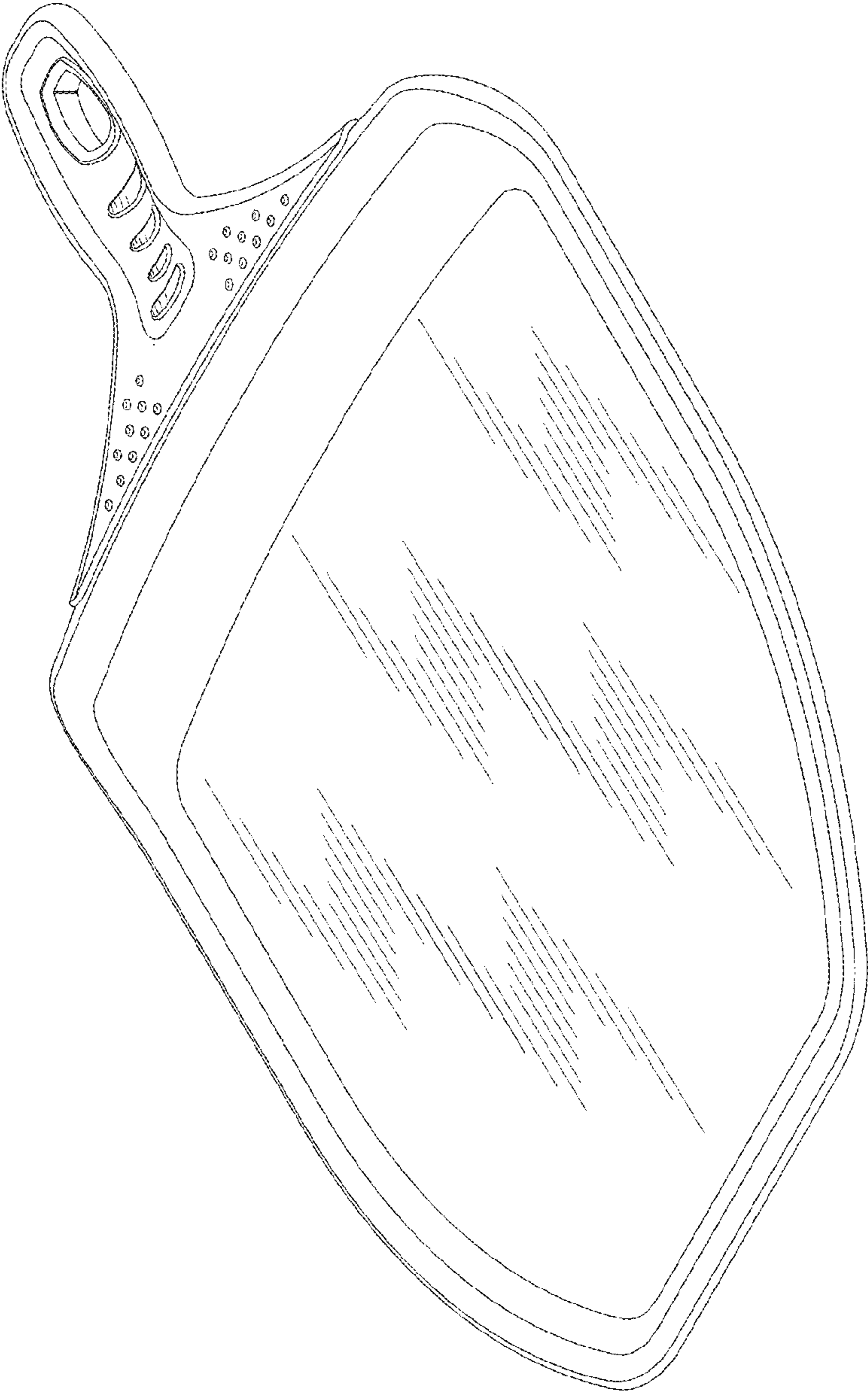


Fig. 1

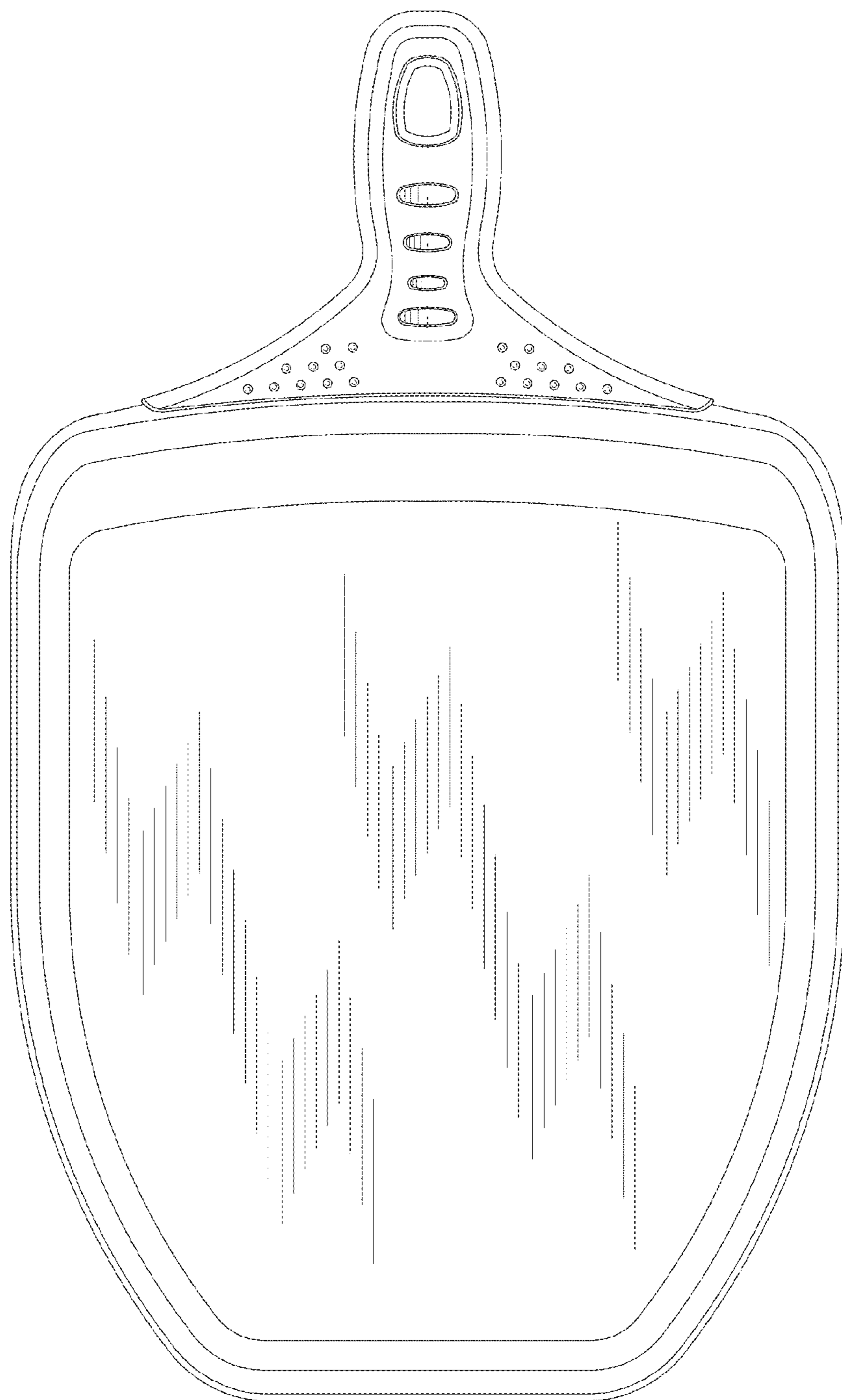


Fig. 2

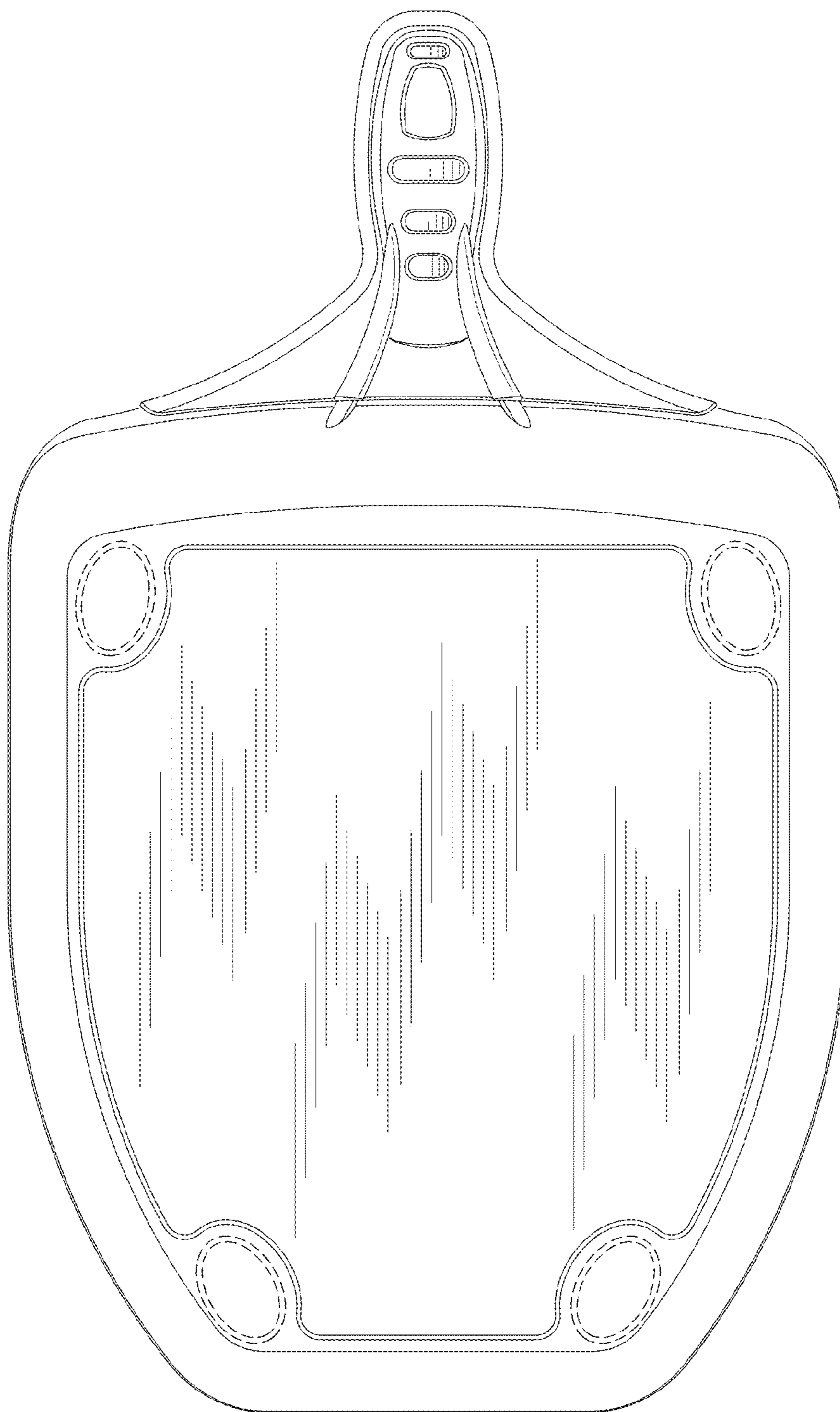


Fig. 3

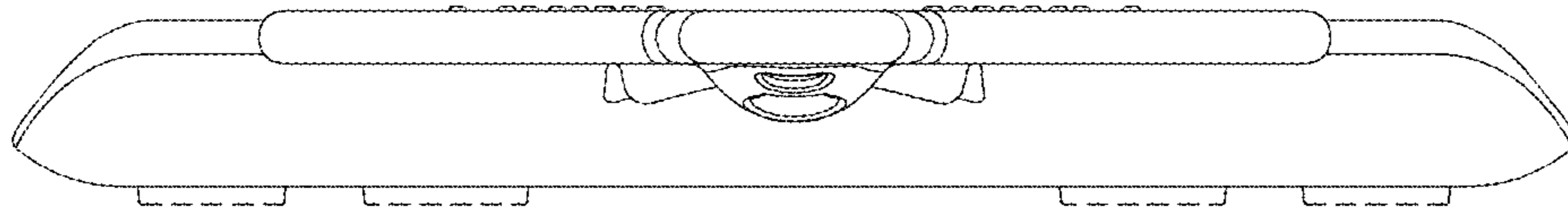


Fig. 4

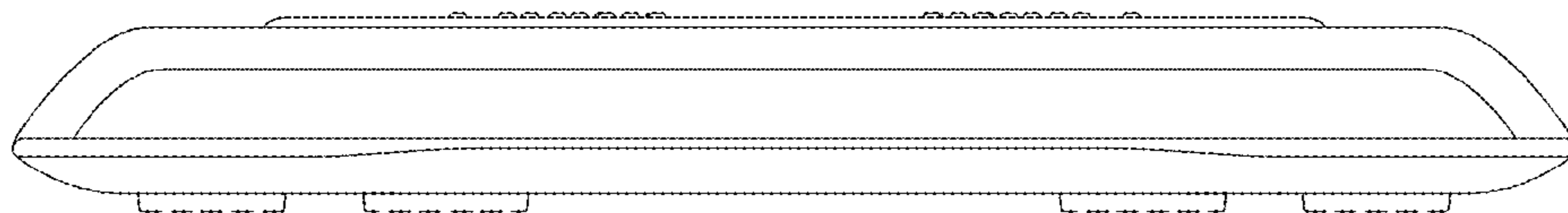


Fig. 5

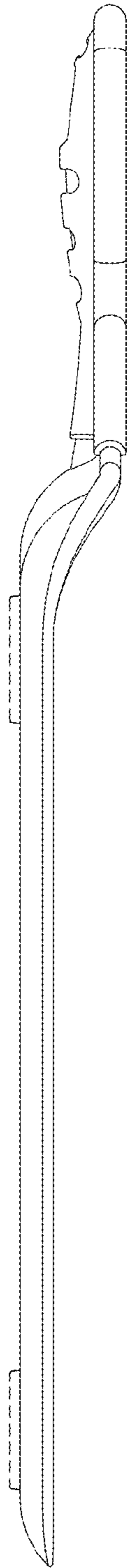


Fig. 6