



US00D739184S

(12) **United States Design Patent**
Uyehara

(10) **Patent No.:** **US D739,184 S**
(45) **Date of Patent:** **** Sep. 22, 2015**

(54) **WRAPPING SHEET**

(71) Applicant: **Stacy Uyehara**, Honolulu, HI (US)

(72) Inventor: **Stacy Uyehara**, Honolulu, HI (US)

(**) Term: **14 Years**

(21) Appl. No.: **29/491,017**

(22) Filed: **May 15, 2014**

Related U.S. Application Data

(63) Continuation of application No. 12/856,539, filed on Aug. 13, 2010, now Pat. No. 8,777,092.

(51) **LOC (10) Cl.** **07-01**

(52) **U.S. Cl.**
USPC **D7/624.2**

(58) **Field of Classification Search**
USPC D7/619.1-625; 383/71, 72, 75, 77;
428/80, 136, 4, 5, 7-9; 229/87.19,
229/87.01, 87.18, 203, 123.1, 89-91;
215/392; 62/457.1-457.9, 529, 530;
220/902, 903

CPC B65D 33/28; B65D 31/16; B65D 65/04;
B65D 67/00; B65D 23/065

See application file for complete search history.

(56) **References Cited**

U.S. PATENT DOCUMENTS

1,429,545 A 9/1922 Stokes
1,451,643 A 4/1923 Woody
D167,207 S * 7/1952 Harris D7/624.3

2,658,510 A 11/1953 Hilton
2,734,543 A 2/1956 Hunter
3,243,824 A 4/1966 Overholt
4,268,567 A * 5/1981 Harmony 220/903
4,344,303 A * 8/1982 Kelly, Jr. 62/530
4,428,484 A 1/1984 Rattay et al.
4,560,380 A 12/1985 Tharel
5,188,877 A * 2/1993 Magaro 428/80
5,392,983 A 2/1995 Clarke-Bolling et al.
D366,396 S * 1/1996 Chan D7/624.3
5,529,395 A 6/1996 French
5,743,458 A 4/1998 French
6,128,915 A * 10/2000 Wagner 62/457.3
6,228,459 B1 * 5/2001 Bujalski 428/80
D542,150 S 5/2007 Bredbury
D613,564 S * 4/2010 Goettler D7/624.2
D651,862 S * 1/2012 Fontana-Kwon D7/625
D689,339 S * 9/2013 Bodechon D7/624.2
2006/0293639 A1 * 12/2006 Van Gompel et al. 604/391
2009/0097784 A1 * 4/2009 Curren 383/71
2010/0127052 A1 5/2010 Uyehara

* cited by examiner

Primary Examiner — Terry Wallace

(74) *Attorney, Agent, or Firm* — Innovation Counsel LLP

(57) **CLAIM**

The ornamental design for a wrapping sheet, as shown.

DESCRIPTION

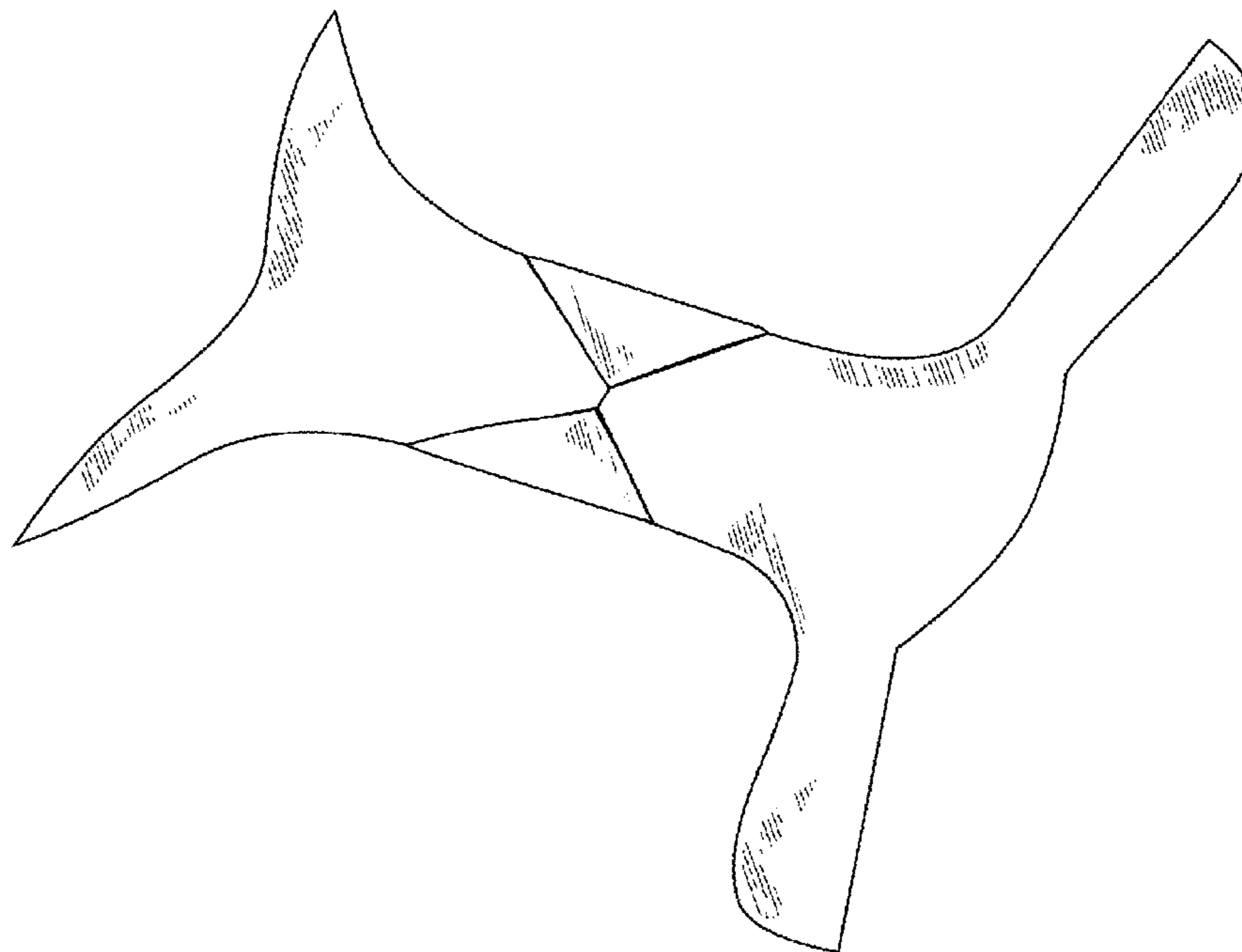
FIG. 1 is a top plan view of a wrapping sheet showing my new design.

FIG. 2 is a side view thereof.

FIG. 3 is a bottom plan view thereof; and,

FIG. 4 is a top perspective view thereof.

1 Claim, 3 Drawing Sheets



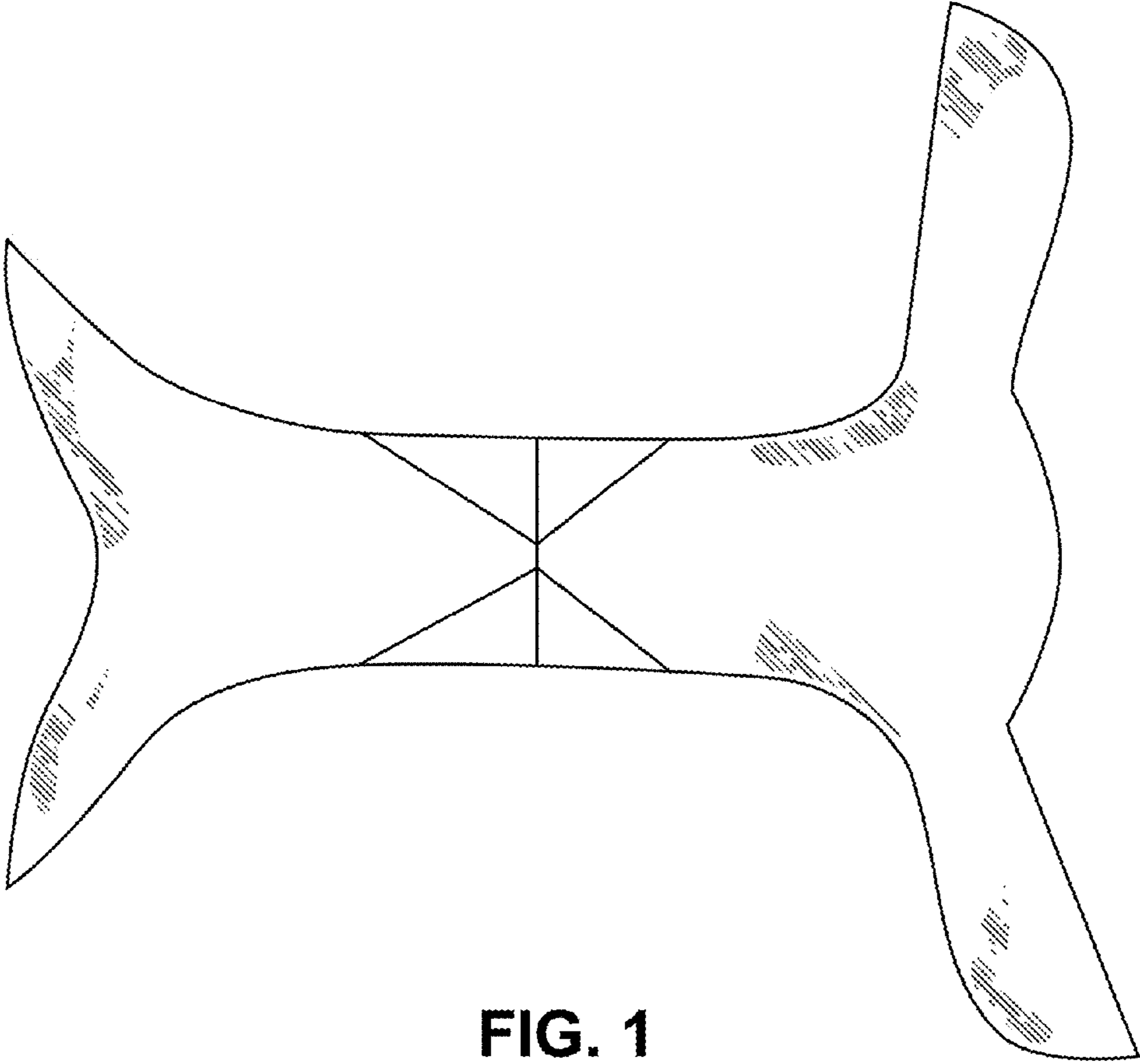


FIG. 1



FIG. 2

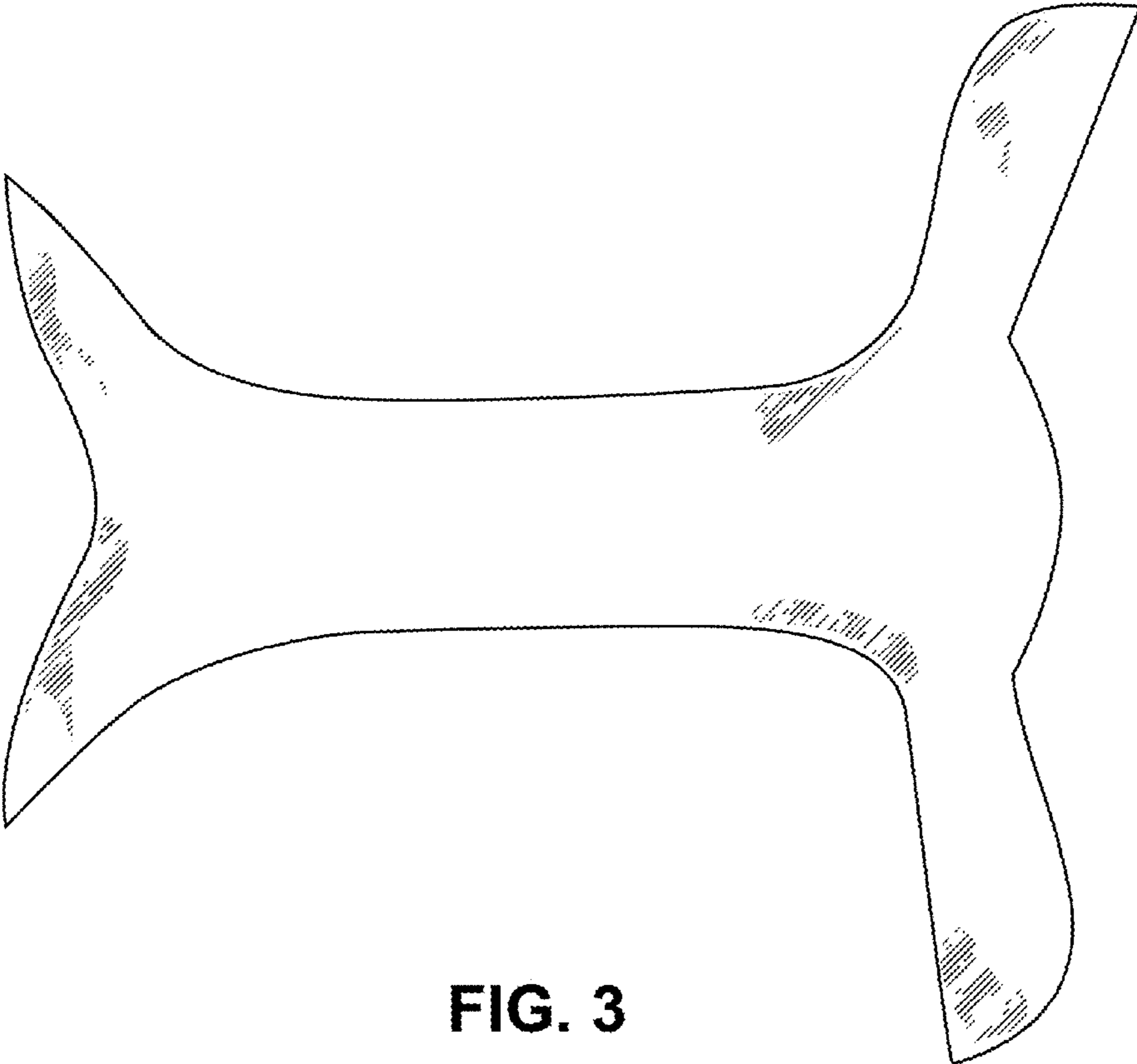


FIG. 3

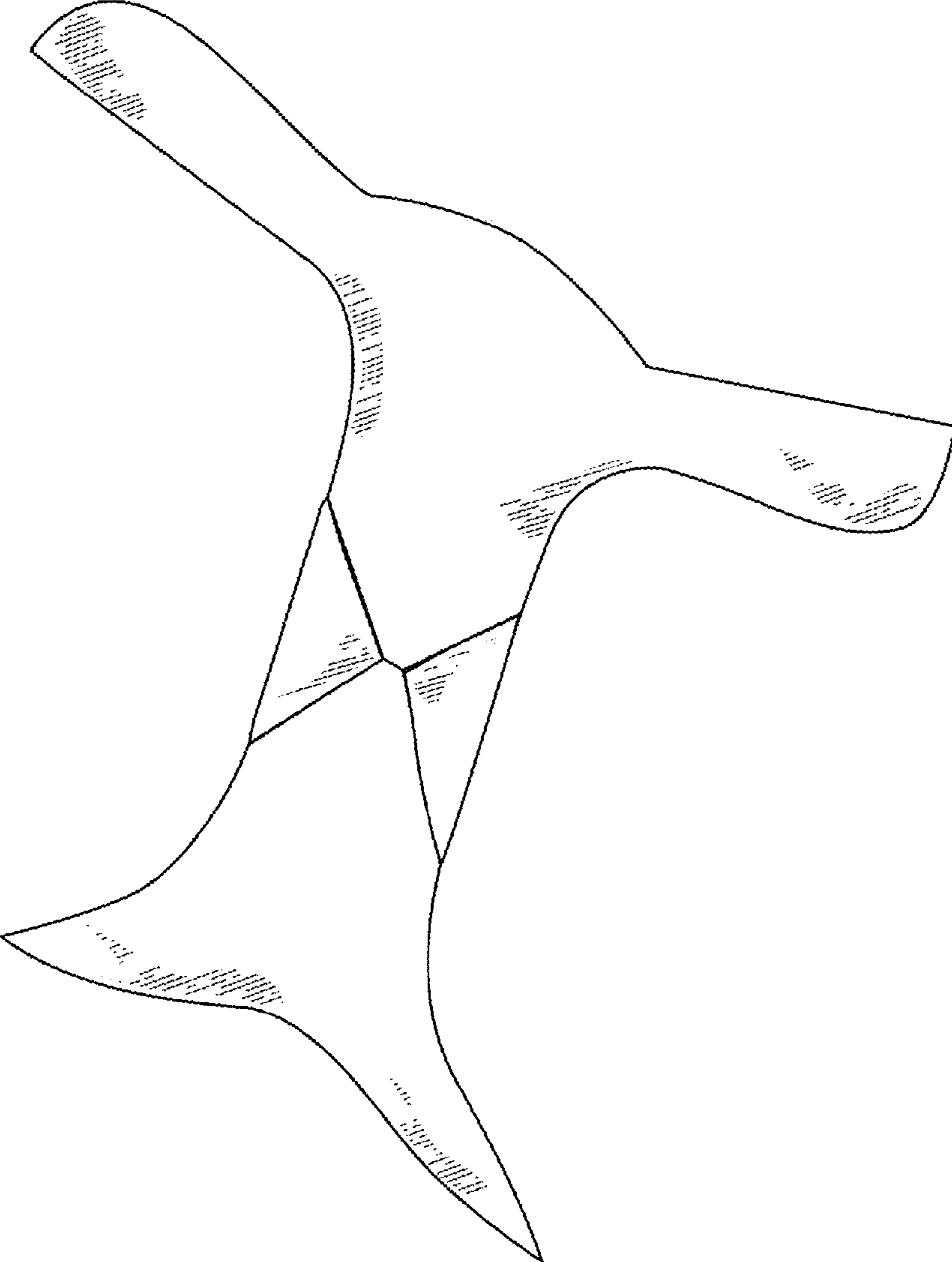


FIG. 4