

US00D739164S

(12) **United States Design Patent**
Wagner

(10) **Patent No.:** **US D739,164 S**
(45) **Date of Patent:** **** Sep. 22, 2015**

(54) **AIR PERMEABLE AIR CONDITIONER COVER**

(71) Applicant: **Two J Enterprises**, Lakewood, CO (US)

(72) Inventor: **John J. Wagner**, Lakewood, CO (US)

(**) Term: **14 Years**

(21) Appl. No.: **29/465,985**

(22) Filed: **Sep. 3, 2013**

Related U.S. Application Data

(62) Division of application No. 29/425,100, filed on Jun. 20, 2012, now Pat. No. Des. 691,833.

(51) **LOC (10) Cl.** **06-13**

(52) **U.S. Cl.**
USPC **D6/610**

(58) **Field of Classification Search**
USPC D6/610, 611, 596, 601, 602, 603, 615,
D6/617, 621; D7/332, 334-337;
D12/401-405; 135/87, 88.01, 95;
150/165-167, 158, 154; 280/770;
296/136.01, 136.1, 136.11
CPC B62J 19/00; B62J 1/22; B62J 1/24;
B62J 1/20; B62J 1/26; B62J 1/28
See application file for complete search history.

(56) **References Cited**

U.S. PATENT DOCUMENTS

2,705,990 A 4/1955 Miller
5,307,849 A * 5/1994 Nelson 150/165

5,809,800 A * 9/1998 Deal 62/507
6,708,514 B1 * 3/2004 Miller 62/259.1
D532,561 S * 11/2006 La Luzerne D30/119
D533,972 S * 12/2006 La Luzerne D30/108
D539,587 S * 4/2007 Bonal D6/610
7,387,654 B1 * 6/2008 Byers 55/385.1
7,547,341 B2 * 6/2009 Sandberg 55/496
1,900,654 A1 3/2011 Moreau et al.
7,900,654 B2 * 3/2011 Moreau et al. 138/96 R

* cited by examiner

Primary Examiner — Katrina A Betton

(74) *Attorney, Agent, or Firm* — The Reilly Intellectual Property Law Firm, P.C.

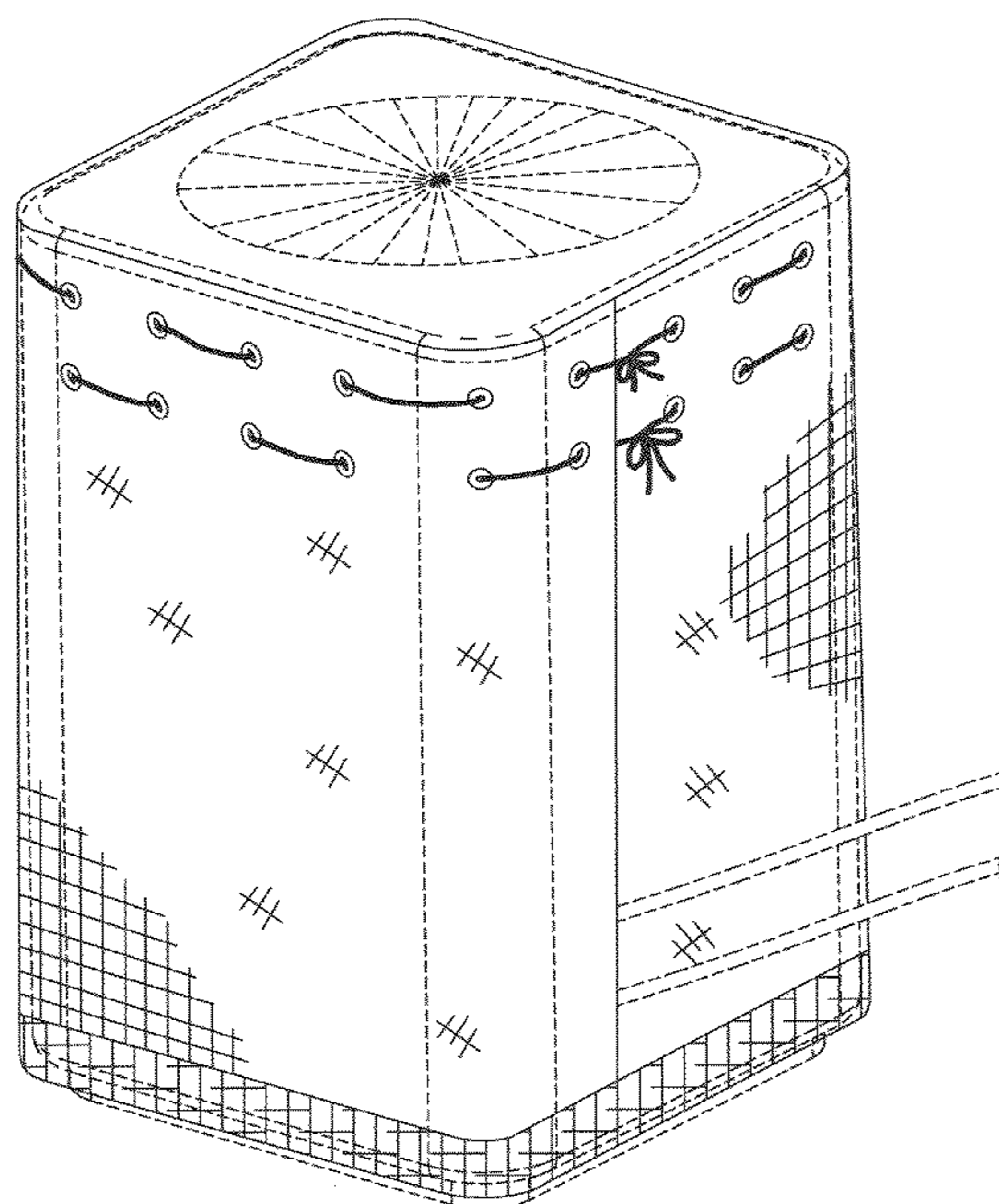
(57) **CLAIM**

The ornamental design for an air permeable air conditioner cover, as shown and described.

DESCRIPTION

FIG. 1 is a perspective front and side view showing an alternate form of my new design;
FIG. 2 is a front view of FIG. 1;
FIG. 3 is a top view of FIG. 1;
FIG. 4 is a rear view showing of FIG. 1; and,
FIG. 5 is a side view of FIG. 1;
The broken lines are included for the purpose of illustrating environmental structure and form no part of the claimed designs used in FIGS. 1-5. The elements of the claim are shown separated for ease and clarity of illustration. The mesh representation included in FIGS. 1, 2 and 4, continues over the entire surface of the figures shown.

1 Claim, 2 Drawing Sheets



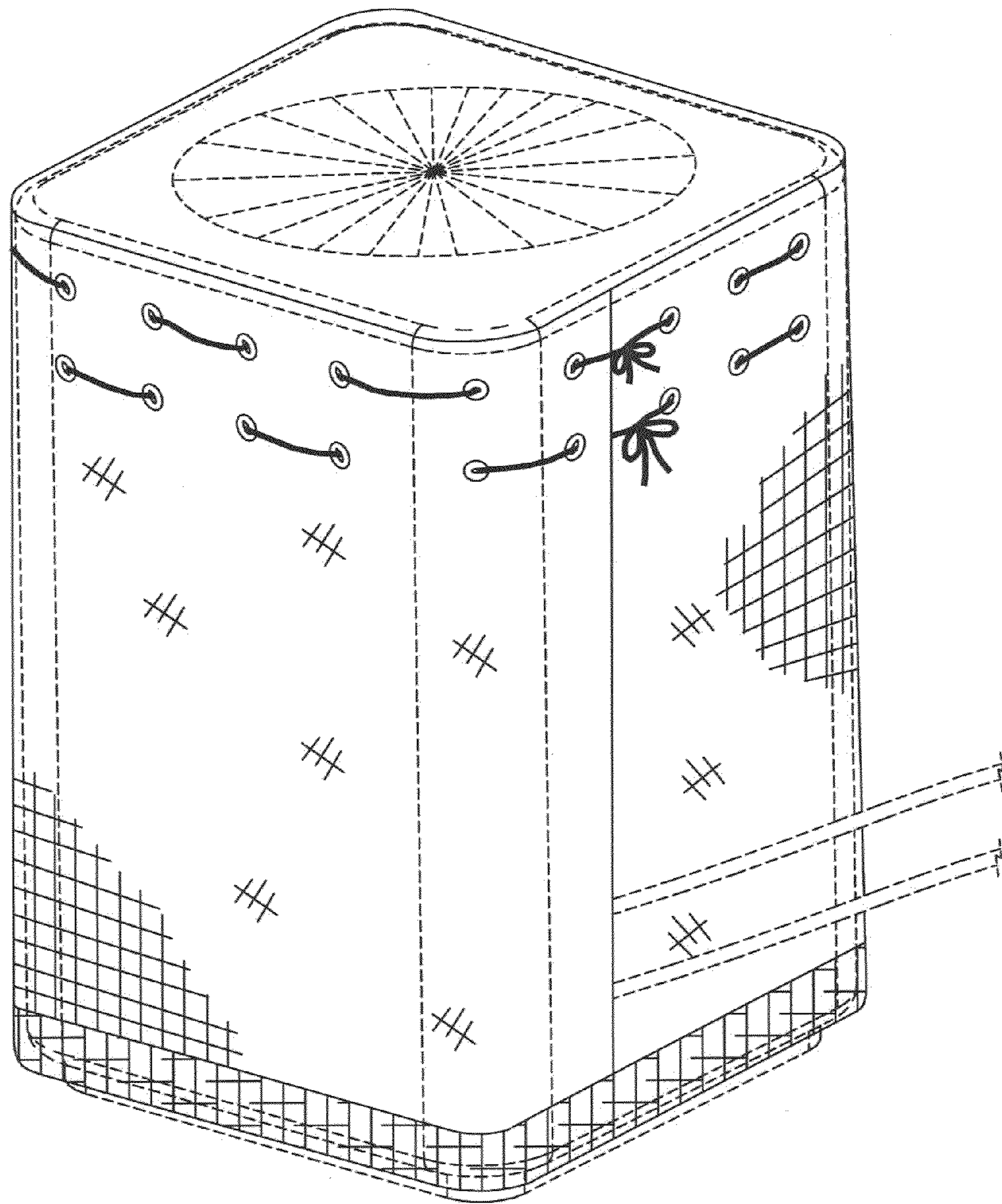


FIGURE 1

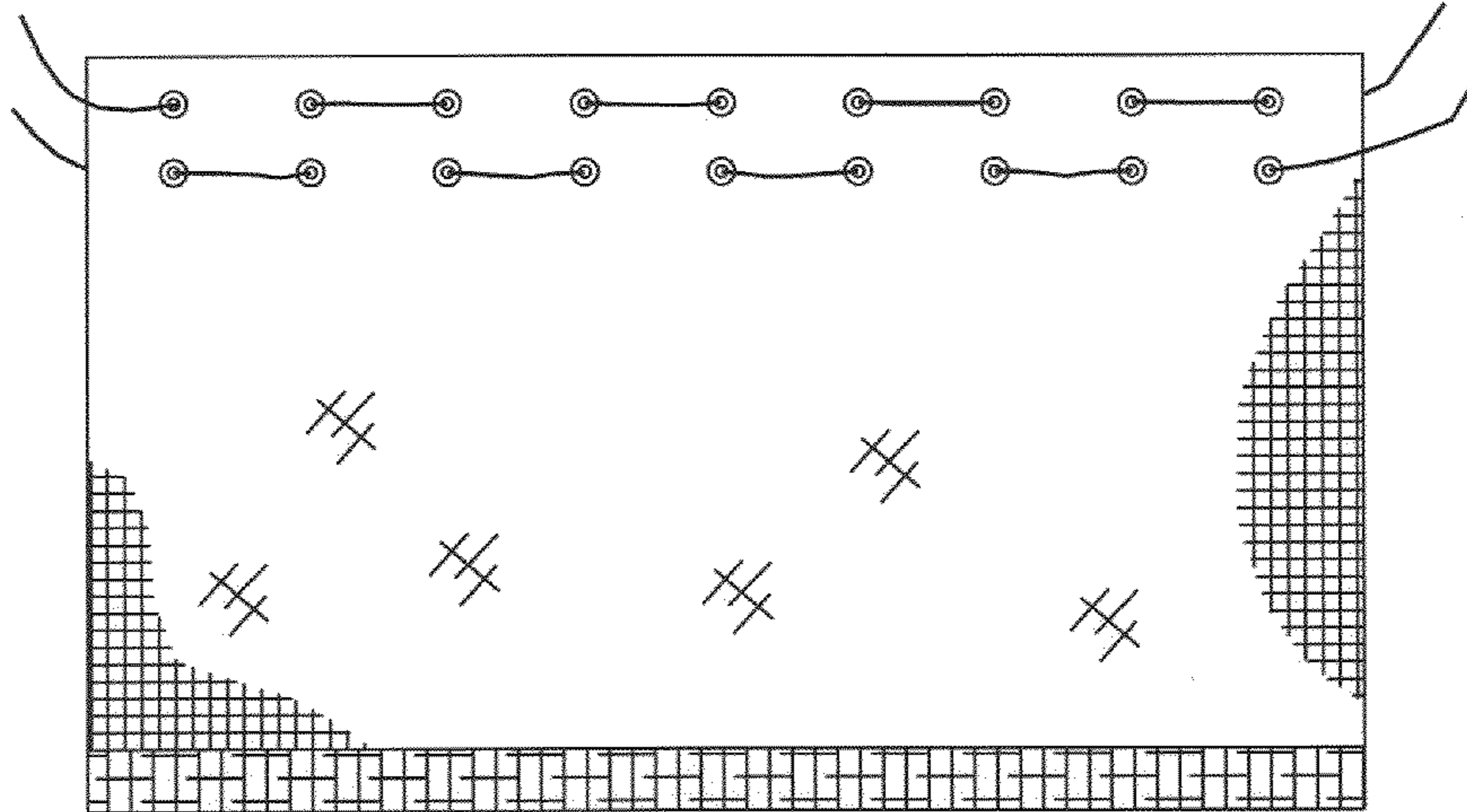


FIGURE 4

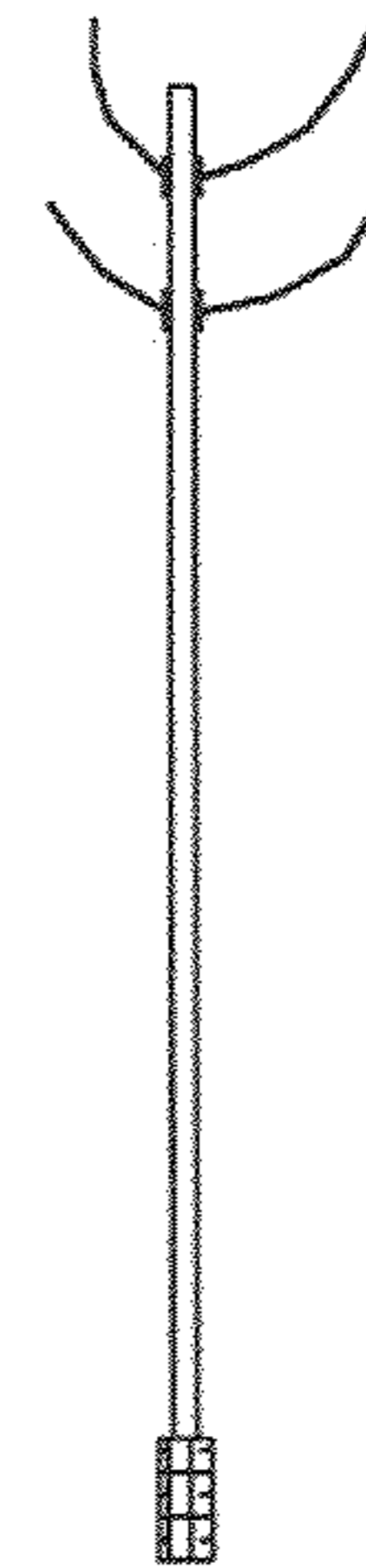


FIGURE 5




FIGURE 3

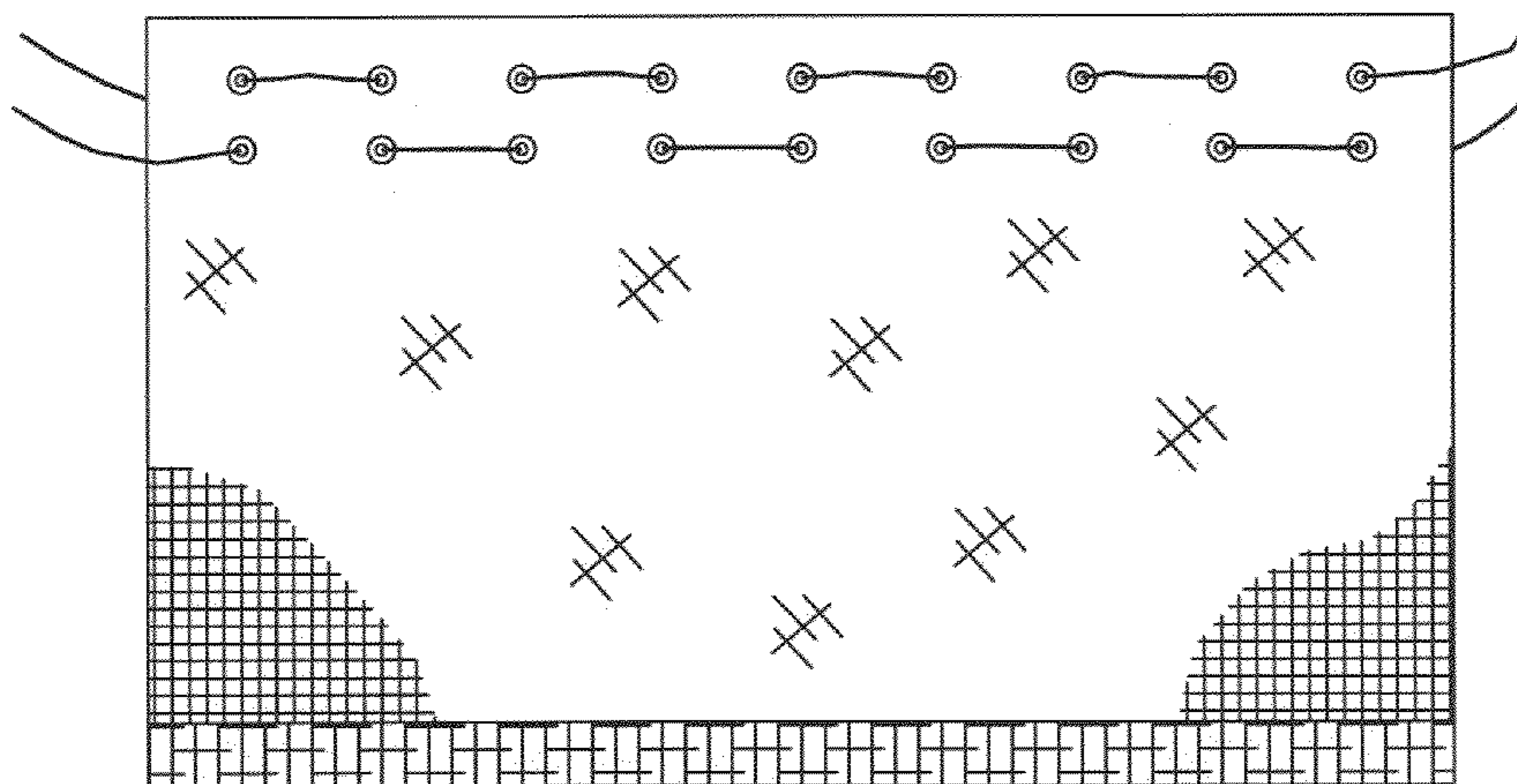


FIGURE 2