



US00D739162S

(12) **United States Design Patent**
Jorgensen et al.

(10) **Patent No.:** **US D739,162 S**
(45) **Date of Patent:** **** Sep. 22, 2015**

(54) **COIL SPRING**

(71) Applicant: **L&P Swiss Holding AG**, Wittenbach
(CH)

(72) Inventors: **Morten Jorgensen**, Gram (DK); **Niels Albaek**, Varde (DK)

(73) Assignee: **L&P Swiss Holding AG**, Wittenbach
(CH)

(**) Term: **14 Years**

(21) Appl. No.: **29/446,214**

(22) Filed: **Feb. 21, 2013**

(30) **Foreign Application Priority Data**

Aug. 22, 2012 (EP) 002090399-0001

Aug. 22, 2012 (EP) 002090399-0002

(51) **LOC (10) Cl.** **06-09**

(52) **U.S. Cl.**
USPC **D6/606**

(58) **Field of Classification Search**
USPC D6/305, 382, 383, 391, 393, 394, 395,
D6/406.6, 595, 596, 601, 602, 603, 604,
D6/605, 606, 607, 622, 690, 718.31;
D8/317, 403; 5/248, 256, 257, 258,
5/417, 419, 421, 482, 485, 495, 496, 497,
5/499, 500, 501, 502, 626, 646, 647, 655,
5/665, 668, 675, 677, 689, 690, 691, 693,
5/696, 698, 700, 702, 703, 705, 706, 709,
5/712, 717, 719, 720, 721, 727, 733, 737,
5/739, 740, 907; 29/564.7, 896.92;
112/176, 418; 128/849, 850, 853, 855;
267/104, 106, 166, 180

See application file for complete search history.

(56) **References Cited**

U.S. PATENT DOCUMENTS

1,963,055	A	6/1934	Powers	
2,104,921	A *	1/1938	Bank	5/703
2,558,288	A *	6/1951	Backus	5/248
2,587,112	A *	2/1952	Caster	5/703
2,715,229	A *	8/1955	Hirschman	5/703
2,996,733	A *	8/1961	Heffelfinger	297/452.5
3,626,525	A *	12/1971	Fasenella	5/703
3,833,950	A *	9/1974	Pappathatos	5/703
3,942,776	A	3/1976	Jenkins et al.	
3,995,337	A *	12/1976	Gershaw	5/703
5,444,905	A *	8/1995	St. Clair	29/564.7
5,575,460	A *	11/1996	Knopfel	267/91
5,713,088	A	2/1998	Wagner et al.	
6,128,798	A *	10/2000	Barman et al.	5/716
6,295,676	B1	10/2001	Warner	
6,397,418	B1	6/2002	Stjerna	

(Continued)

FOREIGN PATENT DOCUMENTS

DE	20 2008 008652	11/2009
GB	2025217	1/1980

Primary Examiner — Eric Goodman

Assistant Examiner — Bao-Yen Nguyen

(74) *Attorney, Agent, or Firm* — Wood, Herron & Evans, LLP

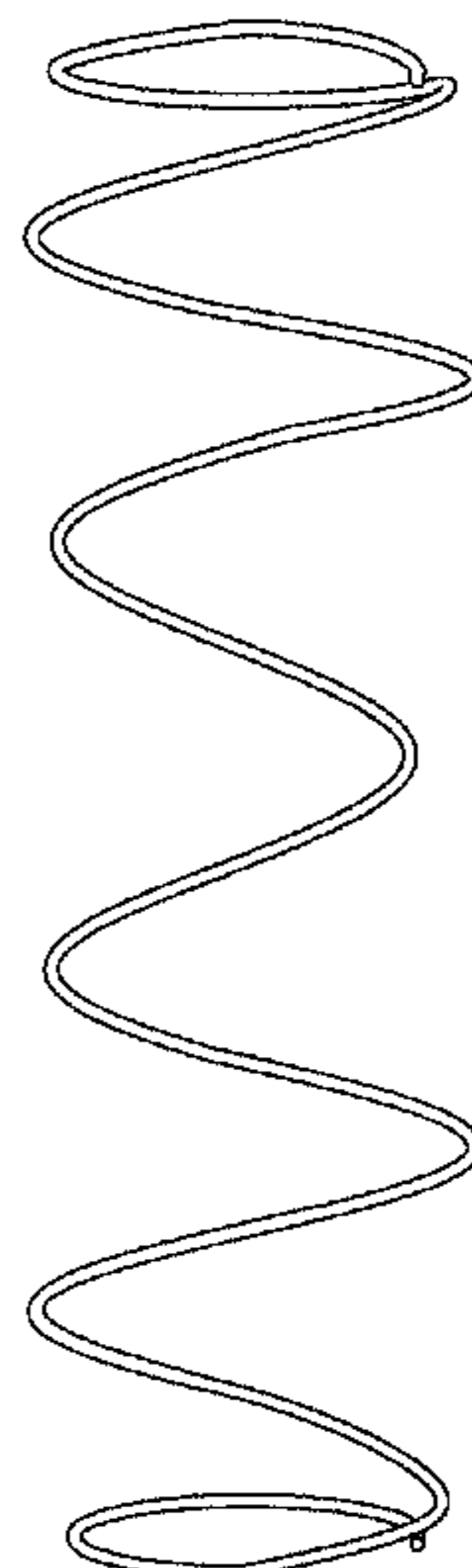
(57) **CLAIM**

The ornamental design for a coil spring, as shown and described.

DESCRIPTION

FIG. 1 is a left front perspective view of one embodiment of a coil spring illustrating our design;
FIG. 2 is a top plan view thereof;
FIG. 3 is a right front perspective view thereof;
FIG. 4 is a rear view thereof;
FIG. 5 is a left side elevational view thereof;
FIG. 6 is a right side elevational view thereof;
FIG. 7 is a front view thereof; and,
FIG. 8 is a bottom view thereof.

1 Claim, 4 Drawing Sheets



(56)

References Cited

U.S. PATENT DOCUMENTS

7,178,187	B2 *	2/2007	Barman et al.	5/716	8,429,779	B2 *	4/2013	Eigenmann et al.	5/716
7,386,897	B2 *	6/2008	Eigenmann et al.	5/248	8,720,872	B2 *	5/2014	DeMoss et al.	267/166
D579,242	S *	10/2008	Kilic	D6/504	2010/0257675	A1 *	10/2010	DeMoss	5/720
7,677,541	B2	3/2010	Ahn		2010/0295223	A1 *	11/2010	Eigenmann et al.	267/166
7,921,561	B2 *	4/2011	Eigenmann et al.	29/896.92	2010/0325806	A1 *	12/2010	Letton et al.	5/691
D652,234	S *	1/2012	DeMoss et al.	D6/504	2011/0094039	A1 *	4/2011	Tervo et al.	5/691
8,136,187	B2	3/2012	Mossbeck et al.		2012/0112396	A1	5/2012	DeFranks et al.	
D661,925	S *	6/2012	DeFranks et al.	D6/504	2013/0091634	A1 *	4/2013	Shearon	5/693
					2013/0192003	A1 *	8/2013	DeMoss et al.	5/716
					2014/0026328	A1 *	1/2014	Jorgensen et al.	5/720

* cited by examiner

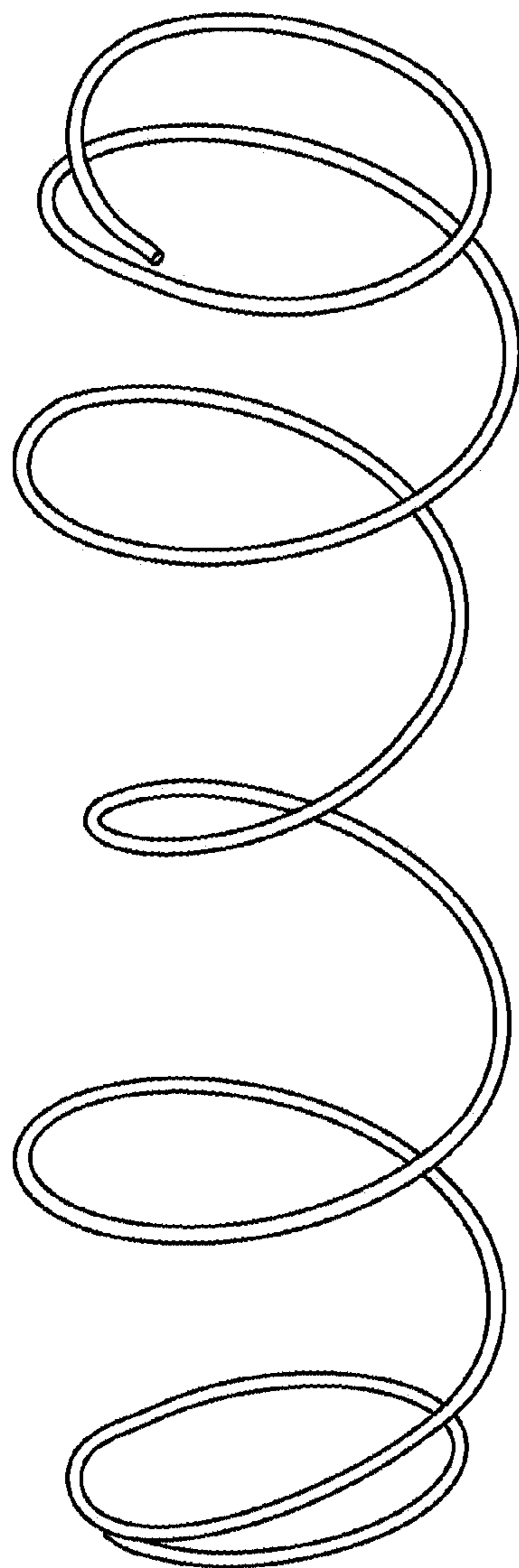


FIG. 1




FIG. 2




FIG. 3

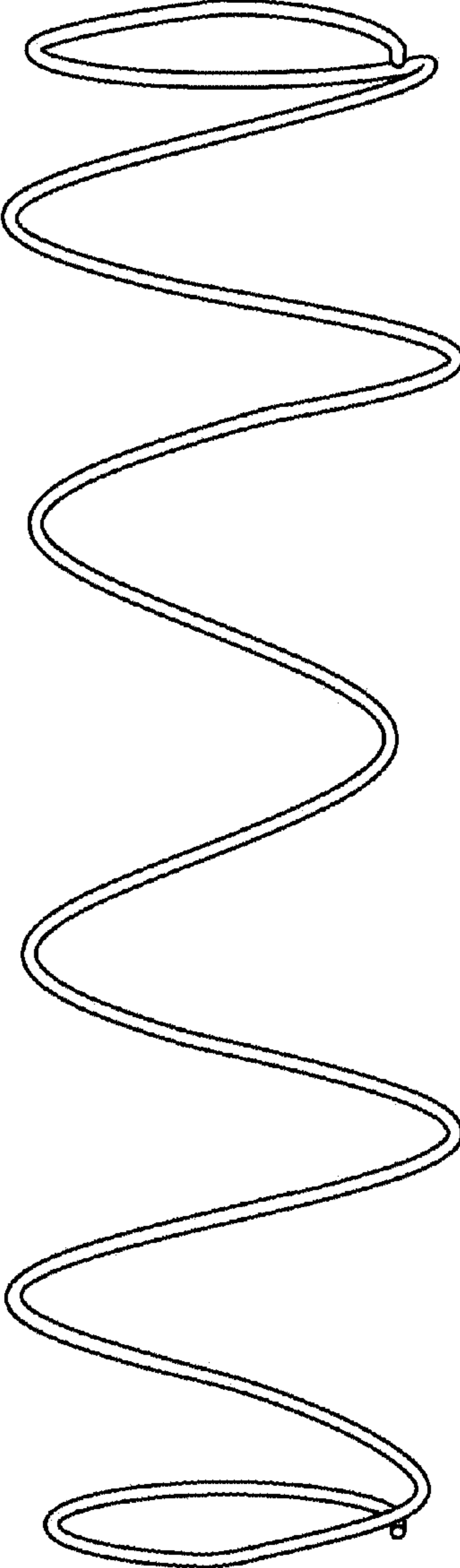


FIG. 4

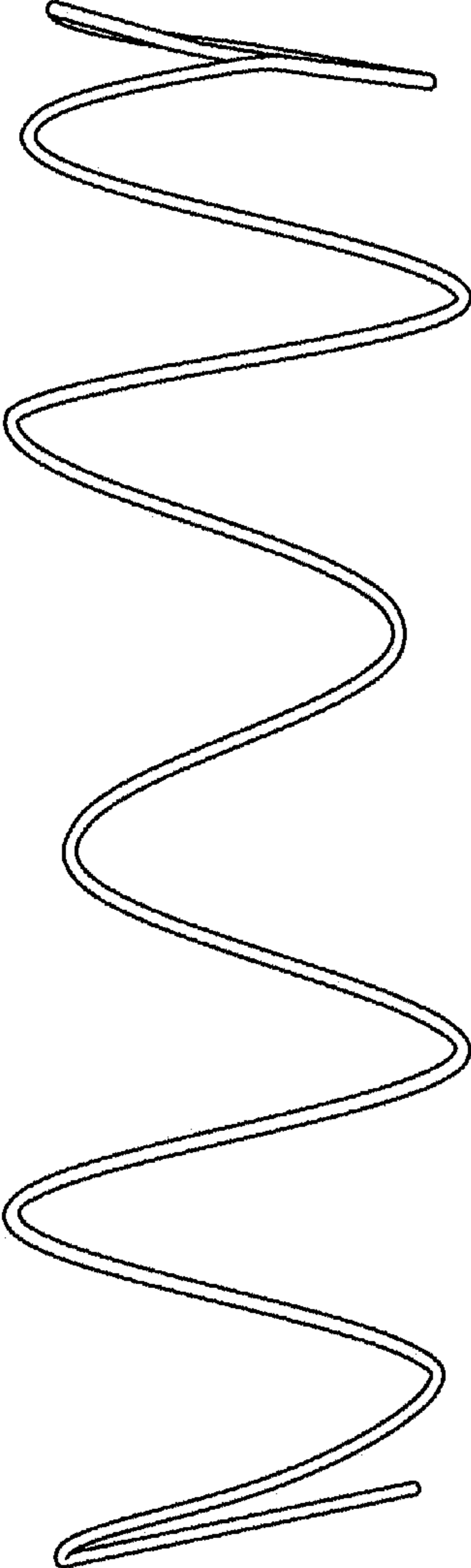


FIG. 5

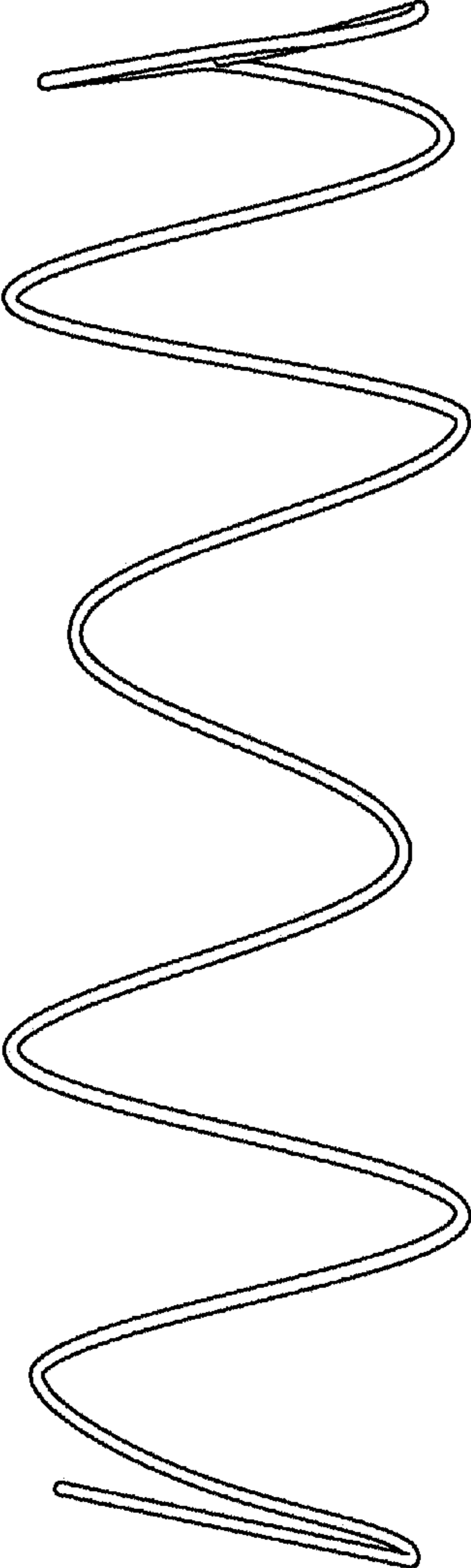


FIG. 6




FIG. 7

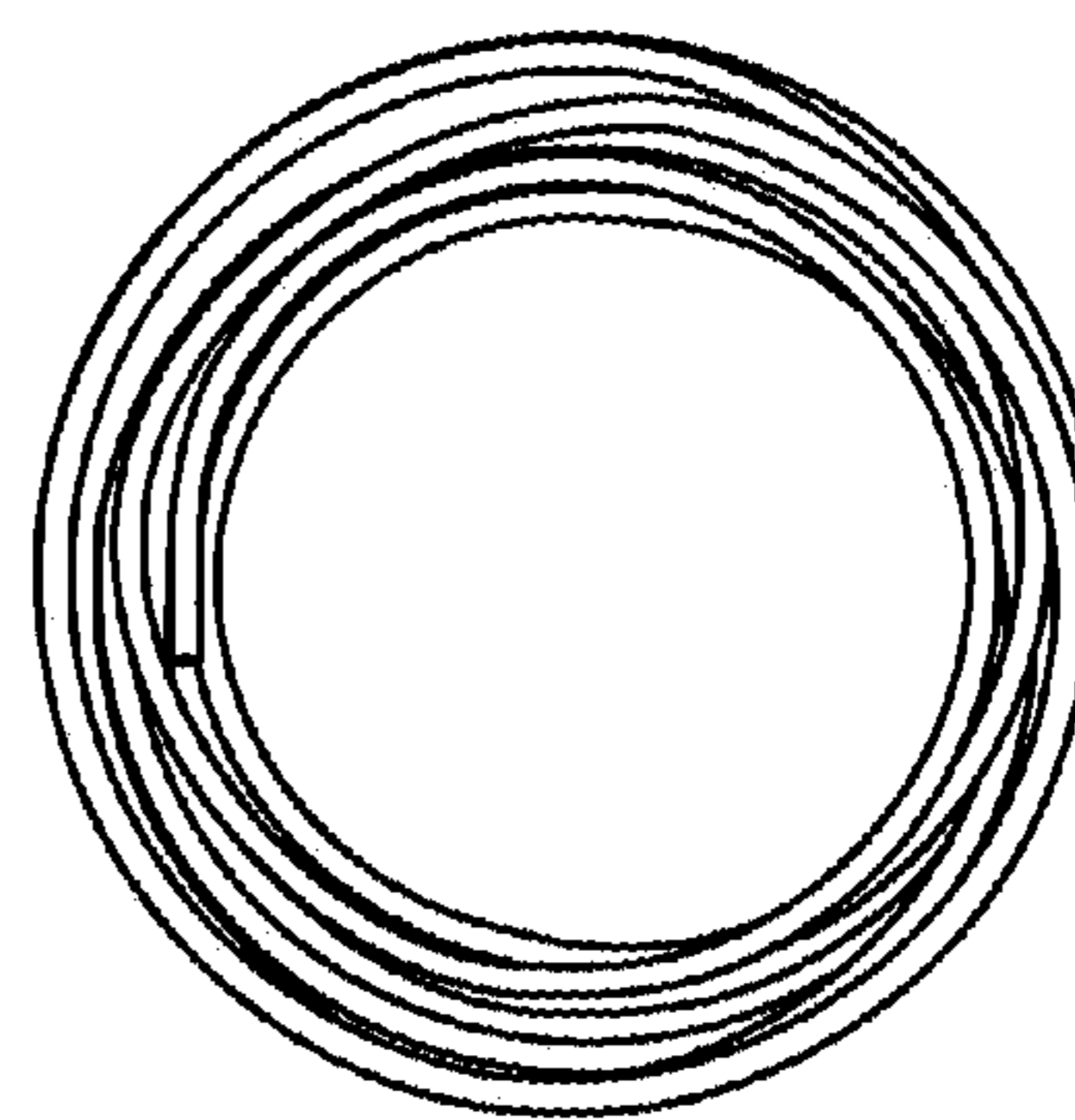


FIG. 8