



US00D739161S

(12) **United States Design Patent**  
**Seymour**

(10) **Patent No.:** **US D739,161 S**

(45) **Date of Patent:** **\*\* Sep. 22, 2015**

(54) **YOGA MAT**

(71) Applicant: **Michael William Seymour**, Falmouth,  
ME (US)

(72) Inventor: **Michael William Seymour**, Falmouth,  
ME (US)

(\*\*) Term: **14 Years**

(21) Appl. No.: **29/504,332**

(22) Filed: **Oct. 3, 2014**

(51) **LOC (10) Cl.** ..... **06-11**

(52) **U.S. Cl.**

USPC ..... **D6/582**

(58) **Field of Classification Search**

USPC ..... D5/1, 2, 26, 41, 45, 47, 49, 54-56, 60,  
D5/61, 63, 64; D6/582, 583, 588, 589,  
D6/591, 592, 613, 615, 617, 619-621;  
D7/388, 550.1, 554.4, 560; D12/203;  
D25/106, 143, 159; D32/57

CPC ..... A47G 9/06; A47G 11/00; A47G 11/003;  
A47G 27/02; A47G 27/0225; A47G 27/0237;  
A47G 27/0243; A47G 27/025; A47G 27/0256;  
A47G 27/0275; A47L 23/26; B60N 3/04;  
B60N 3/044; B60N 3/048

See application file for complete search history.

(56) **References Cited**

**U.S. PATENT DOCUMENTS**

D282,996 S \* 3/1986 Bosenberg ..... D6/588  
5,018,229 A \* 5/1991 Eberhart ..... 5/417  
6,387,013 B1 \* 5/2002 Marquez ..... 482/23

D479,084 S \* 9/2003 Tweel ..... D6/617  
D584,093 S \* 1/2009 Drumm ..... D6/582  
D694,551 S \* 12/2013 Calkins ..... D6/582  
D699,978 S \* 2/2014 Hasta ..... D6/582  
D699,979 S \* 2/2014 Tamayo ..... D6/582  
D713,654 S \* 9/2014 Robbins et al. .... D6/582  
8,966,681 B2 \* 3/2015 Burch ..... 5/417  
2001/0034288 A1 \* 10/2001 Howlett-Campanella ..... 482/23  
2001/0044964 A1 \* 11/2001 Phillips ..... 5/485  
2012/0124739 A1 \* 5/2012 Crowne et al. .... 5/417  
2013/0042408 A1 \* 2/2013 Sun ..... 5/417  
2013/0180048 A1 \* 7/2013 Saltzman ..... 5/417  
2014/0325782 A1 \* 11/2014 O'Brien ..... 15/215

\* cited by examiner

*Primary Examiner* — Karen S Acker

*Assistant Examiner* — Clare Ann Gannon

(74) *Attorney, Agent, or Firm* — Dennis R. Haszko

(57) **CLAIM**

The ornamental design for a yoga mat, as shown and described.

**DESCRIPTION**

FIG. 1 is top view of the yoga mat in accordance with the new design;


FIG. 2 is a bottom view thereof;

FIG. 3 is a left side view as well as a right side view thereof; and,

FIG. 4 is an end view of both ends of the yoga mat thereof.

Surface shading shown in FIGS. 1 and 2 are markings that denote the character of the surfaces.

**1 Claim, 2 Drawing Sheets**






FIG. 1



FIG. 3




FIG. 2

FIG. 4

