

US00D739154S

(12) **United States Design Patent**
Eliyahu et al.

(10) **Patent No.:** **US D739,154 S**
(45) **Date of Patent:** **** Sep. 22, 2015**

(54) **GARDEN FURNITURE**

(71) Applicant: **KETER PLASTIC LTD.**, Herzelyia (IL)

(72) Inventors: **Nisim Eliyahu**, Holon (IL); **Inbal Kahaner**, Tel Aviv (IL)

(73) Assignee: **KETER PLASTIC LTD.**, Herzelyia (IL)

(**) Term: **14 Years**

(21) Appl. No.: **29/483,780**

(22) Filed: **Mar. 3, 2014**

(30) **Foreign Application Priority Data**

Sep. 3, 2013 (IL) 54541

(51) **LOC (10) Cl.** **06-01**

(52) **U.S. Cl.**
USPC **D6/361**

(58) **Field of Classification Search**
USPC D6/334–336, 361, 367, 369, 370, 374,
D6/375, 716, 716.1, 716.2, 716.4
CPC A47C 1/026; A47C 1/143; A47C 5/02;
A47C 7/402; A47C 7/50
See application file for complete search history.

(56) **References Cited**

U.S. PATENT DOCUMENTS

D372,798 S * 8/1996 Robertson et al. D6/361
D390,368 S * 2/1998 Tseng D6/361
D427,443 S * 7/2000 Hand et al. D6/361
D439,757 S * 4/2001 Saad Rionda D6/361

D509,967 S * 9/2005 Nardi D6/361
D715,067 S * 10/2014 Kahaner D6/361
D720,549 S * 1/2015 Valette D6/361

* cited by examiner

Primary Examiner — Mimoso De

(74) *Attorney, Agent, or Firm* — Vorys, Sater, Seymour and Pease LLP; William L. Klima

(57) **CLAIM**

The ornamental design for garden furniture, as shown and described.

DESCRIPTION

FIG. 1 is a perspective view of the new design for garden furniture.

FIG. 2 is a side elevational view of the garden furniture of FIG. 1, at a first position, the other side being a mirror image.

FIG. 3 is a side elevational view of the garden furniture of FIG. 1, at a second position, the other side being a mirror image.

FIG. 4 is a side elevational view of the garden furniture of FIG. 1, at a third position, the other side being a mirror image.

FIG. 5 is a side elevational view of the garden furniture of FIG. 1, at a fourth position, the other side being a mirror image.

FIG. 6 is a partial front elevational view of the garden furniture of FIG. 1, at the first position.

FIG. 7 is a partial front elevational view of the garden furniture of FIG. 1, at the second position.

FIG. 8 is a partial front elevational view of the garden furniture of FIG. 1, at the third position; and,

FIG. 9 is a partial front elevational view of the garden furniture of FIG. 1, at the fourth position.

1 Claim, 9 Drawing Sheets





FIG. 1




FIG. 2




FIG. 3



FIG. 4



FIG. 5

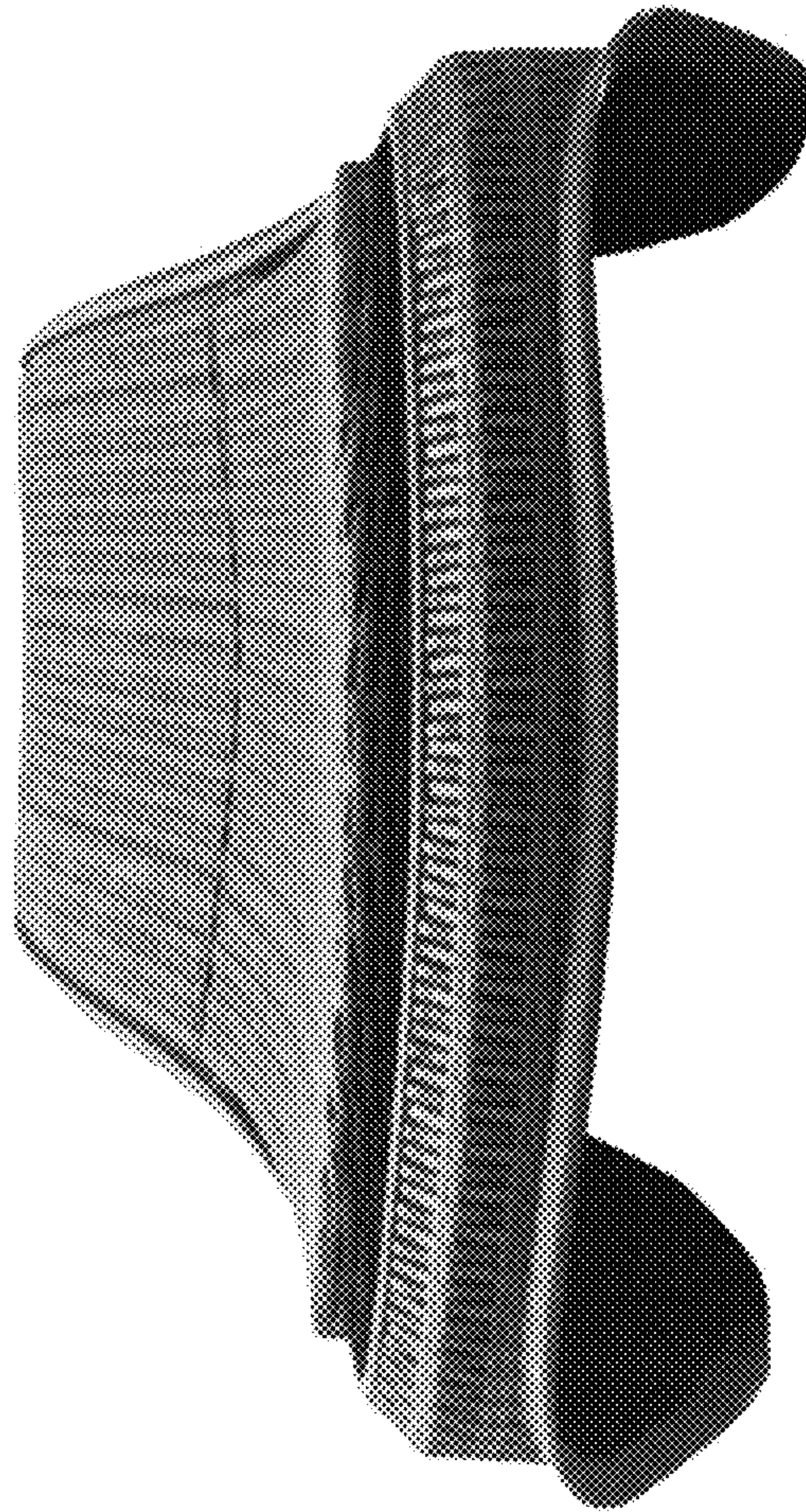


FIG. 6




FIG. 7




FIG. 8



FIG. 9