



US00D739146S

(12) **United States Design Patent**  
**Kossowsky**

(10) **Patent No.:** **US D739,146 S**

(45) **Date of Patent:** **\*\* Sep. 22, 2015**

(54) **TOOTHBRUSH**

(71) Applicant: **Andy Kossowsky**, Irvington, NY (US)

(72) Inventor: **Andy Kossowsky**, Irvington, NY (US)

(\*\*) Term: **14 Years**

(21) Appl. No.: **29/452,244**

(22) Filed: **Apr. 15, 2013**

(51) **LOC (10) Cl.** ..... **04-02**

(52) **U.S. Cl.**  
USPC ..... **D4/110**

(58) **Field of Classification Search**  
USPC ..... D4/101, 104-112, 132, 134; 15/167.1,  
15/167.2; 132/308, 309, 311  
CPC ..... A46B 9/00; A46B 9/02; A46B 9/025;  
A46B 9/04; A46B 9/045; A46B 2200/00;  
A46B 2200/10; A46B 2200/1013; A46B  
2200/1026; A46B 2200/1066; A46B  
2200/1073; A46B 2200/1086; A46B 2200/30;  
A46B 2200/3033; A46B 2200/3053; A46B  
2200/3073; A61C 17/16; A61C 17/20; A61C  
17/22  
See application file for complete search history.

(56) **References Cited**

**U.S. PATENT DOCUMENTS**

D122,388 S \* 9/1940 Cohen ..... D4/108  
D128,411 S \* 7/1941 Bair ..... D4/108  
D175,894 S \* 10/1955 Krueger ..... D4/104  
D237,187 S \* 10/1975 Fattaleh ..... D24/146  
4,080,737 A \* 3/1978 Fleer ..... 433/126

D252,597 S \* 8/1979 Holzwarth et al. .... D4/110  
D258,999 S \* 4/1981 Eglar ..... D4/108  
D265,527 S \* 7/1982 Macaluso ..... D4/110  
D282,603 S \* 2/1986 Piero ..... D4/108  
D300,284 S \* 3/1989 Beach ..... D4/104  
D402,812 S \* 12/1998 Goff ..... D4/108  
D457,326 S \* 5/2002 Winkler et al. .... D4/104  
D467,735 S \* 12/2002 Kim ..... D4/111  
D480,877 S \* 10/2003 Crossman et al. .... D4/104  
D492,848 S \* 7/2004 Takeda ..... D4/110  
D502,000 S \* 2/2005 Tapocik ..... D4/105  
2005/0037316 A1\* 2/2005 Sholder ..... 433/119

\* cited by examiner

*Primary Examiner* — Melanie H Tung

*Assistant Examiner* — Lavone D Tabor

(74) *Attorney, Agent, or Firm* — Andrew G. Vicknair

(57) **CLAIM**

The ornamental design for a toothbrush, as shown and described.

**DESCRIPTION**

FIG. 1 is a front perspective view of a toothbrush;

FIG. 2 is a back perspective view thereof;

FIG. 3 is a front view thereof;

FIG. 4 is a back view thereof;

FIG. 5 is a side view thereof;

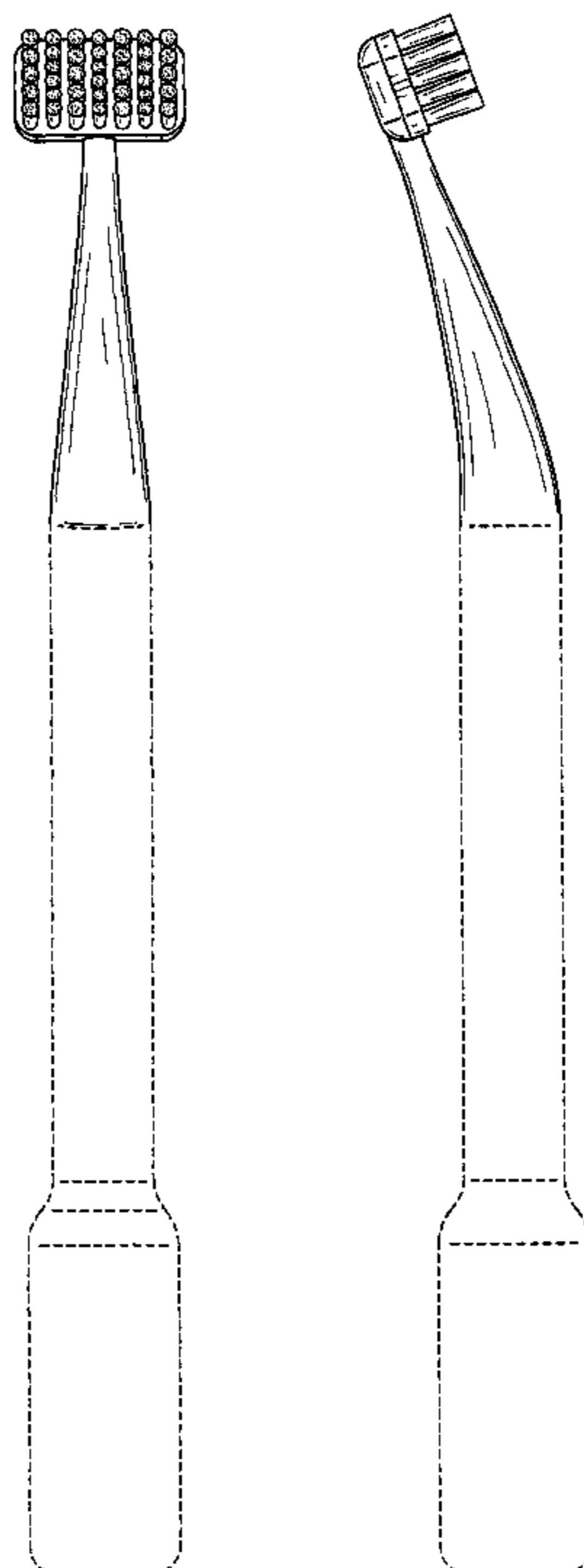
FIG. 6 is a top view thereof; and,

FIG. 7 is a bottom view thereof.

The broken line adjacent the surface shading in FIGS. 1-5 represents the bounds of the claim and forms no part thereof.

The broken line showing of a handle illustrates a portion of the toothbrush that forms no part of the claimed design.

**1 Claim, 3 Drawing Sheets**






FIG. 1




FIG. 2




FIG. 3




FIG. 4




FIG. 5

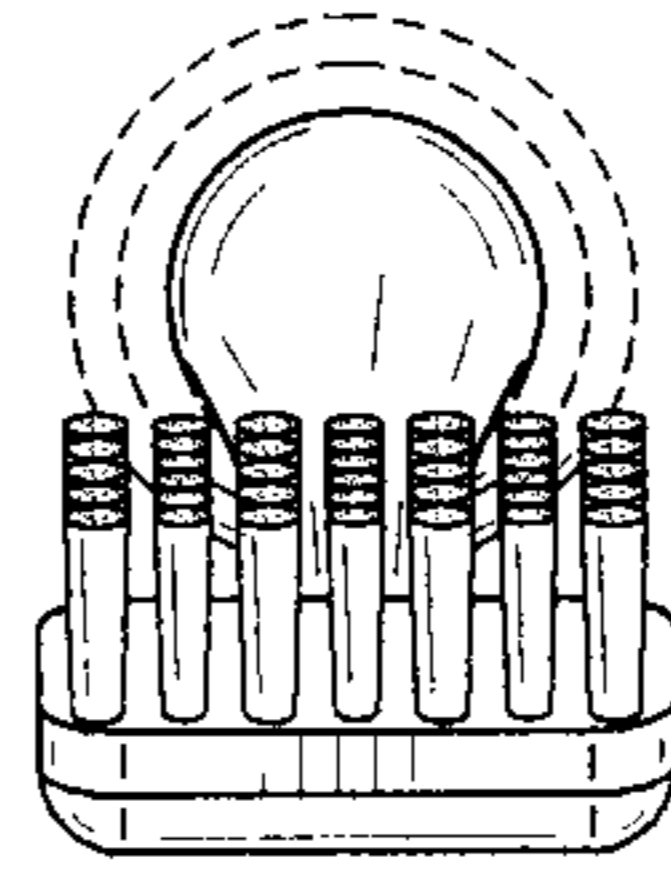


FIG. 6

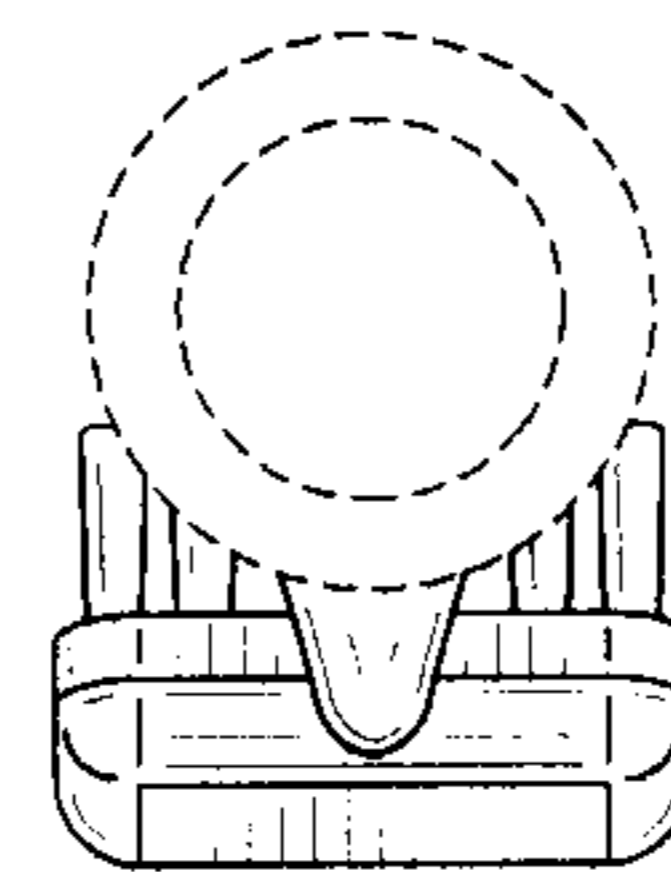


FIG. 7