



US00D739143S

(12) **United States Design Patent**
Eskandry

(10) **Patent No.:** **US D739,143 S**

(45) **Date of Patent:** **** Sep. 22, 2015**

(54) **ACCESSORY POUCH**

(71) Applicant: **Ezra D. Eskandry**, Aventura, FL (US)

(72) Inventor: **Ezra D. Eskandry**, Aventura, FL (US)

(**) Term: **14 Years**

(21) Appl. No.: **29/487,467**

(22) Filed: **Apr. 9, 2014**

(51) **LOC (10) Cl.** **03-01**

(52) **U.S. Cl.**
USPC **D3/303**

(58) **Field of Classification Search**
USPC D3/247, 249-253, 303
CPC A45C 1/06; A45C 3/08; A45C 11/18;
A45C 11/182

See application file for complete search history.

(56) **References Cited**

U.S. PATENT DOCUMENTS

D608,092 S * 1/2010 Holzner et al. D3/247
D694,007 S * 11/2013 D'Amore et al. D3/247
D712,140 S * 9/2014 Klusener D3/247

* cited by examiner

Primary Examiner — Holly Baynham

(74) *Attorney, Agent, or Firm* — Robert C. Kain, Jr.

(57) **CLAIM**

I claim the ornamental design for an accessory pouch, as shown and described.

DESCRIPTION

FIG. 1 is front elevational view of an accessory pouch;
FIG. 2 is a rear view of the accessory pouch;
FIG. 3 is bottom view of the accessory pouch;
FIG. 4 is a top view of the accessory pouch; and,
FIG. 5 is a right side view of the accessory pouch (the left side view being a mirror image of the right side view).
The broken lines showing stitching are for the purposes of illustrating environment and form no part of the claimed design.

1 Claim, 3 Drawing Sheets

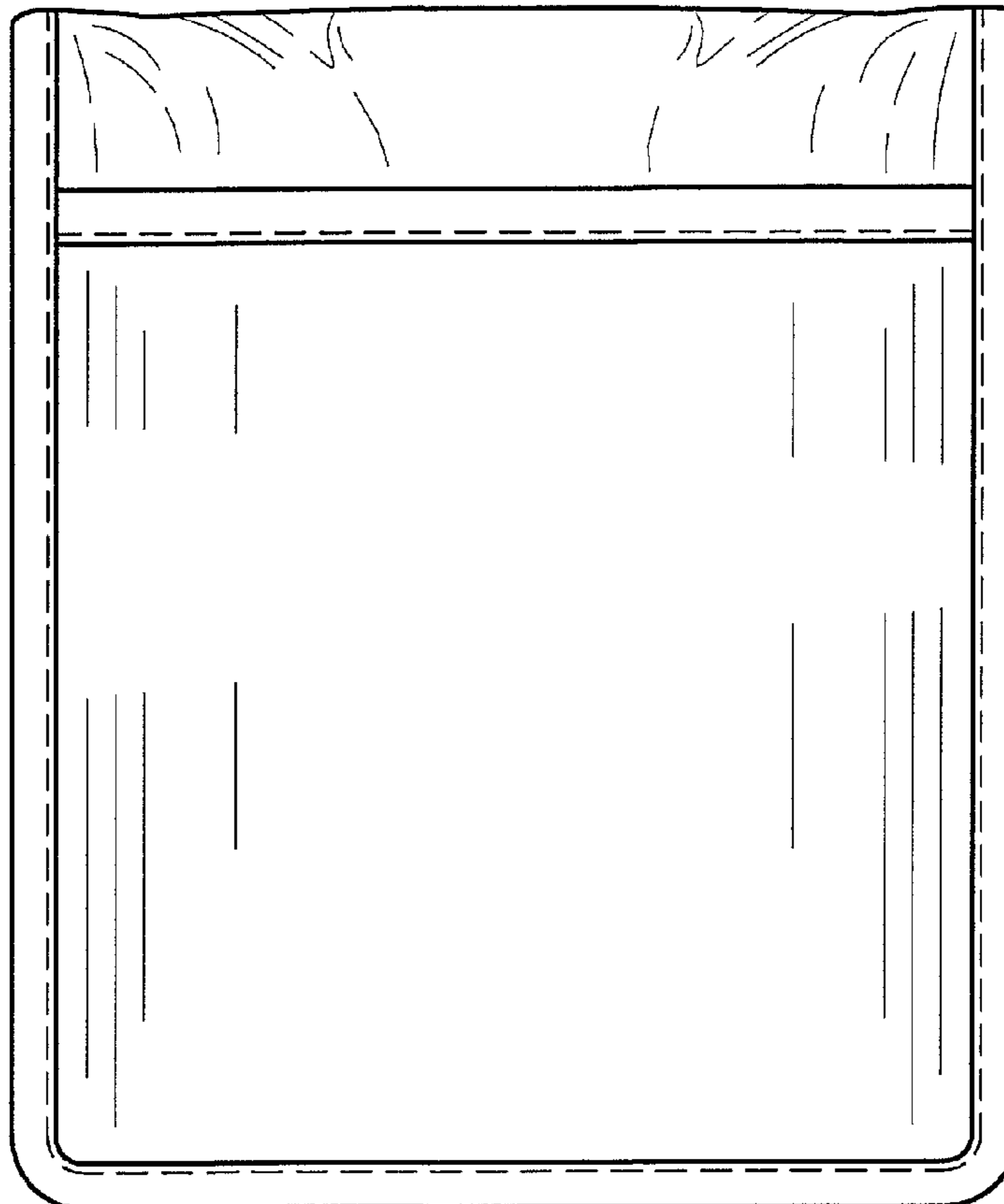


FIG. 1




FIG.2

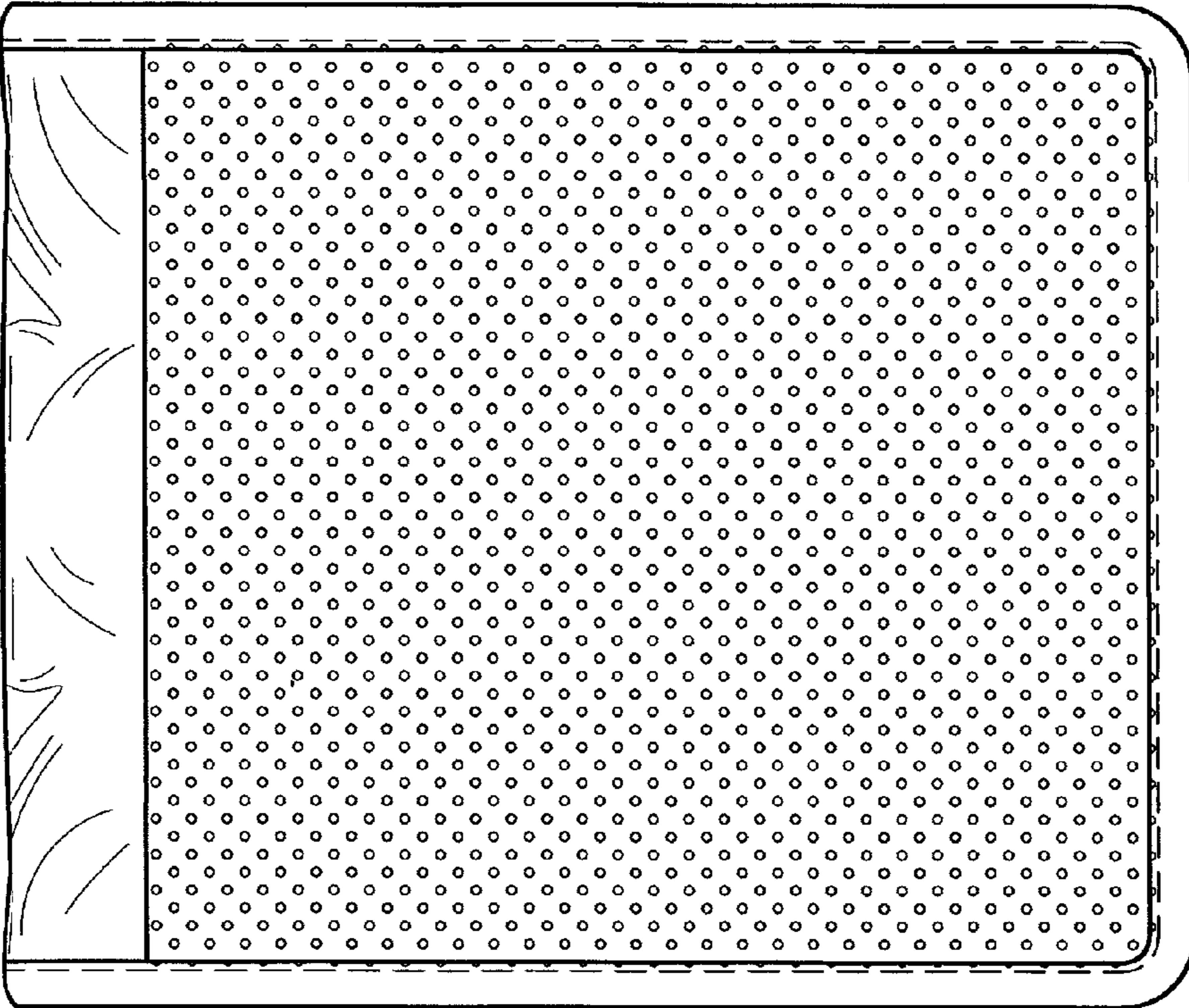


FIG.3

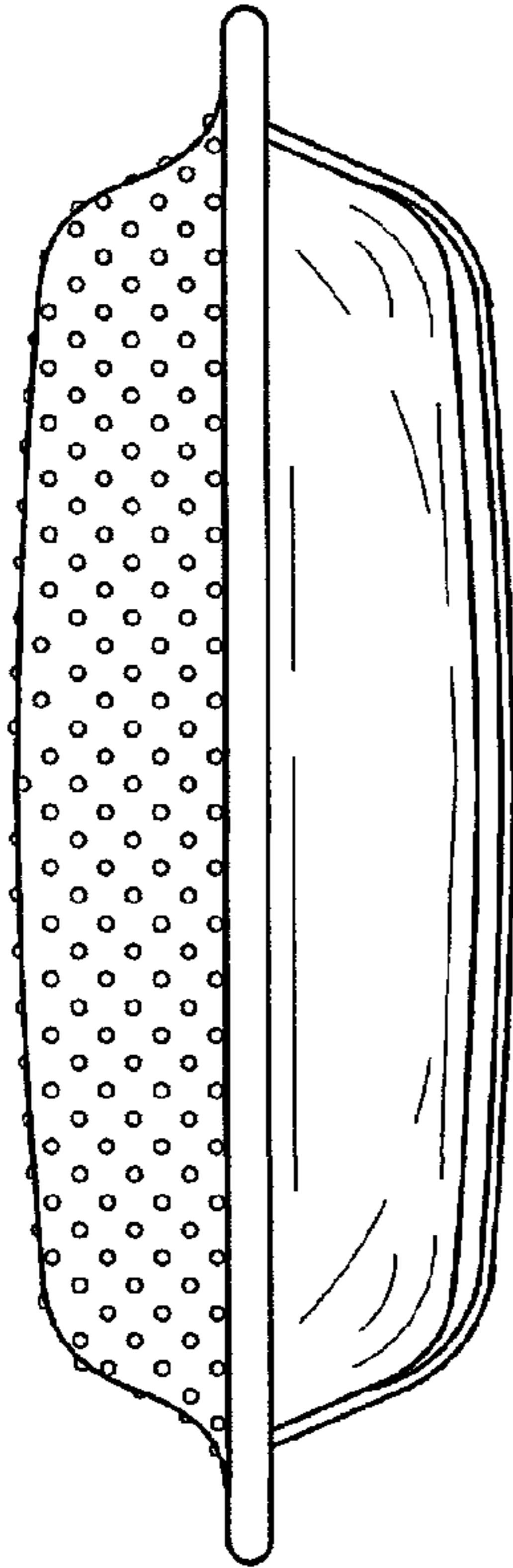


FIG.4

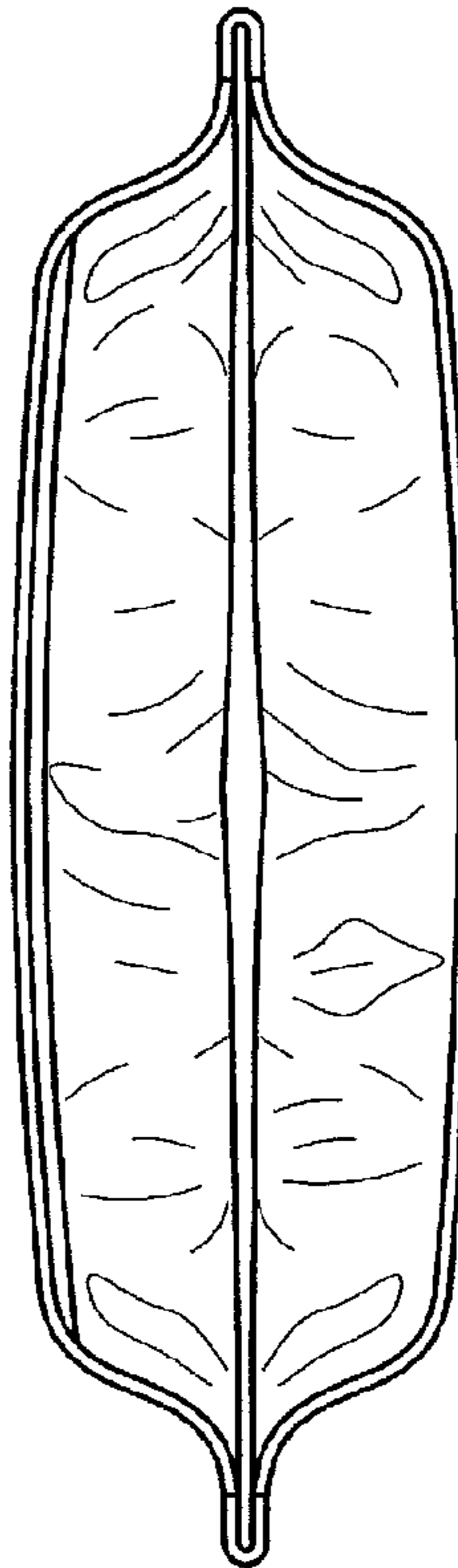


FIG.5

