



US00D739142S

(12) **United States Design Patent**  
**Coleman**

(10) **Patent No.:** **US D739,142 S**

(45) **Date of Patent:** **\*\* Sep. 22, 2015**

(54) **CASE**

(71) Applicant: **Debbie Coleman**, Irvine, CA (US)

(72) Inventor: **Debbie Coleman**, Irvine, CA (US)

(73) Assignee: **Relief POD International LLC**, Santa Ana, CA (US)

(\*\*) Term: **14 Years**

(21) Appl. No.: **29/482,832**

(22) Filed: **Feb. 21, 2014**

(51) **LOC (10) Cl.** ..... **03-01**

(52) **U.S. Cl.**  
USPC ..... **D3/301; D3/285; D3/293; D3/902**

(58) **Field of Classification Search**  
USPC ..... D3/273, 293, 289, 299, 301, 300, 303,  
D3/900, 245, 201, 283, 276, 285, 286, 287,  
D3/206, 902; 190/111, 107, 112, 901, 109,  
190/11, 113; 206/284-291, 278, 6.1, 279  
CPC ..... A45G 29/08; A45C 3/004; A45C 3/00;  
A45C 2003/007; A45C 2003/008; A45C 11/26  
See application file for complete search history.

(56) **References Cited**

**U.S. PATENT DOCUMENTS**

2,556,066	A *	6/1951	Cline	190/111
3,777,862	A *	12/1973	Zipper	190/107
5,330,049	A *	7/1994	Bertelsen et al.	206/279
D389,647	S *	1/1998	White	D3/301
6,109,442	A *	8/2000	Roegner	206/581

D431,906	S *	10/2000	Livingston	D3/279
D441,190	S *	5/2001	Eskandry	D3/289
D455,005	S *	4/2002	Wolf	D3/205
D461,046	S *	8/2002	Cohen	D3/205
D550,961	S *	9/2007	Eskandry	D3/303
D651,393	S *	1/2012	Coleman	D3/203.6
D662,711	S *	7/2012	Raible	D3/285
2004/0099496	A1 *	5/2004	Hollingsworth	190/111

\* cited by examiner

*Primary Examiner* — Jennifer Rivard

*Assistant Examiner* — April Rivas

(74) *Attorney, Agent, or Firm* — Chandra E. Eidt; Miller Nash Graham & Dunn LLP

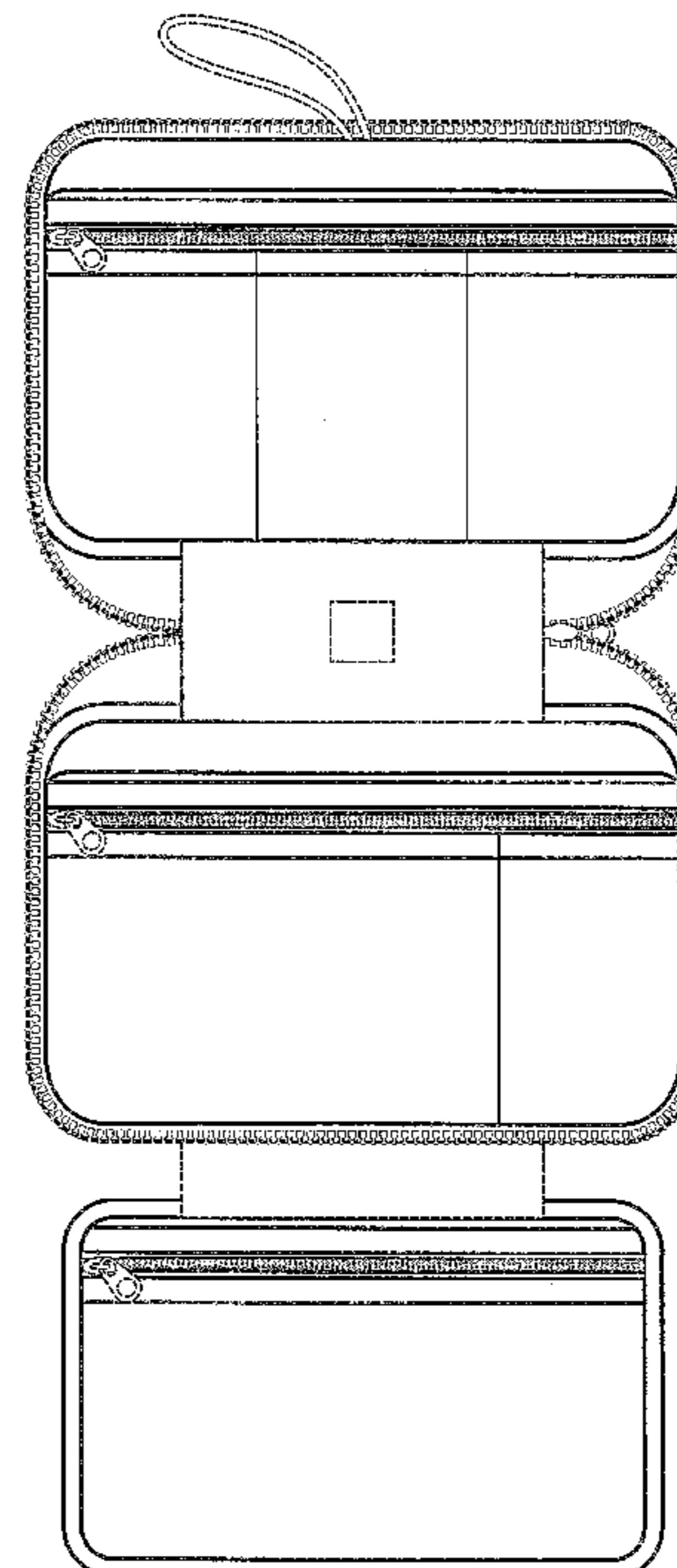

(57) **CLAIM**

The ornamental design for a case, as shown and described.

**DESCRIPTION**

FIG. 1 illustrates a front elevation view of the case in a closed configuration;  
FIG. 2 is a right side view of the case in FIG. 1;  
FIG. 3 is a left side view of the case in FIG. 1;  
FIG. 4 is a front view of the case in FIG. 1 in an open configuration;  
FIG. 5 is a back view of the case in FIG. 1;  
FIG. 6 is a top view of the case in FIG. 1; and,  
FIG. 7 is a bottom view of the case in FIG. 1.  
The broken lines shown in the drawings illustrate portions of the case and form no part of the claimed design.

**1 Claim, 5 Drawing Sheets**






FIG. 1

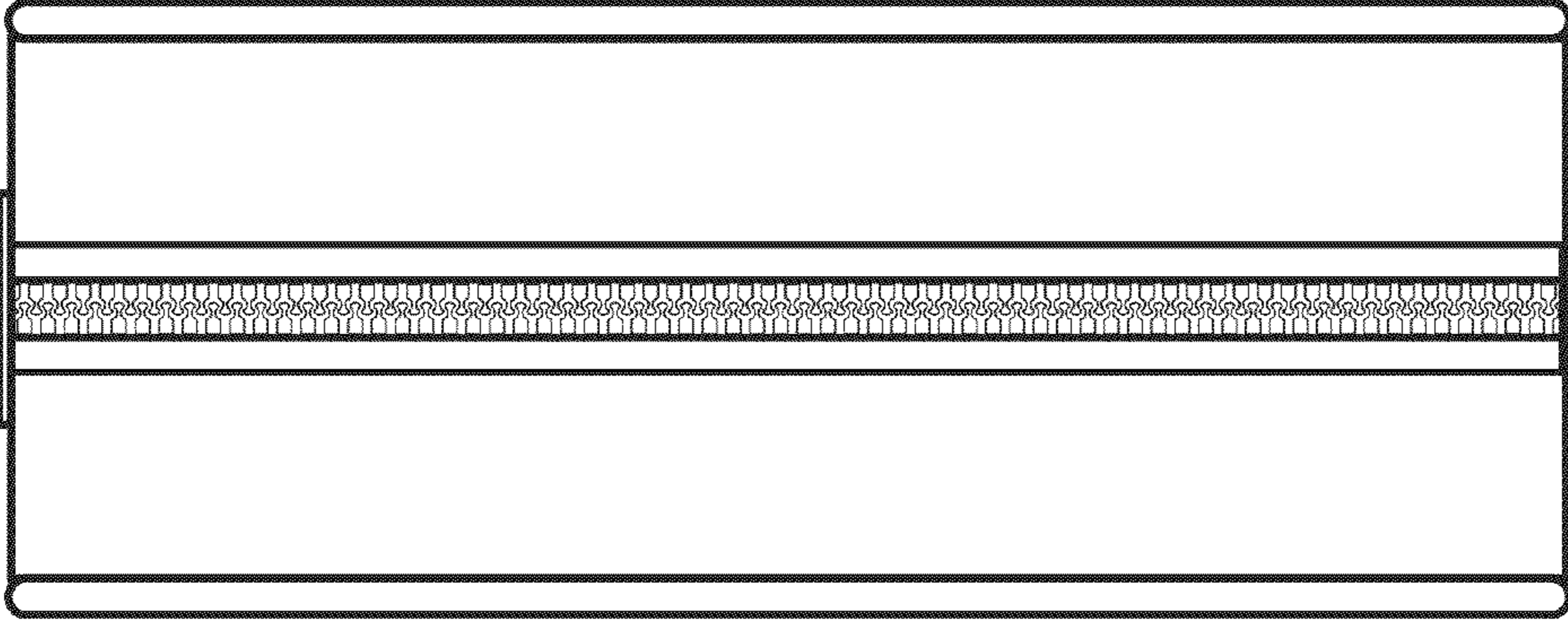


FIG. 3

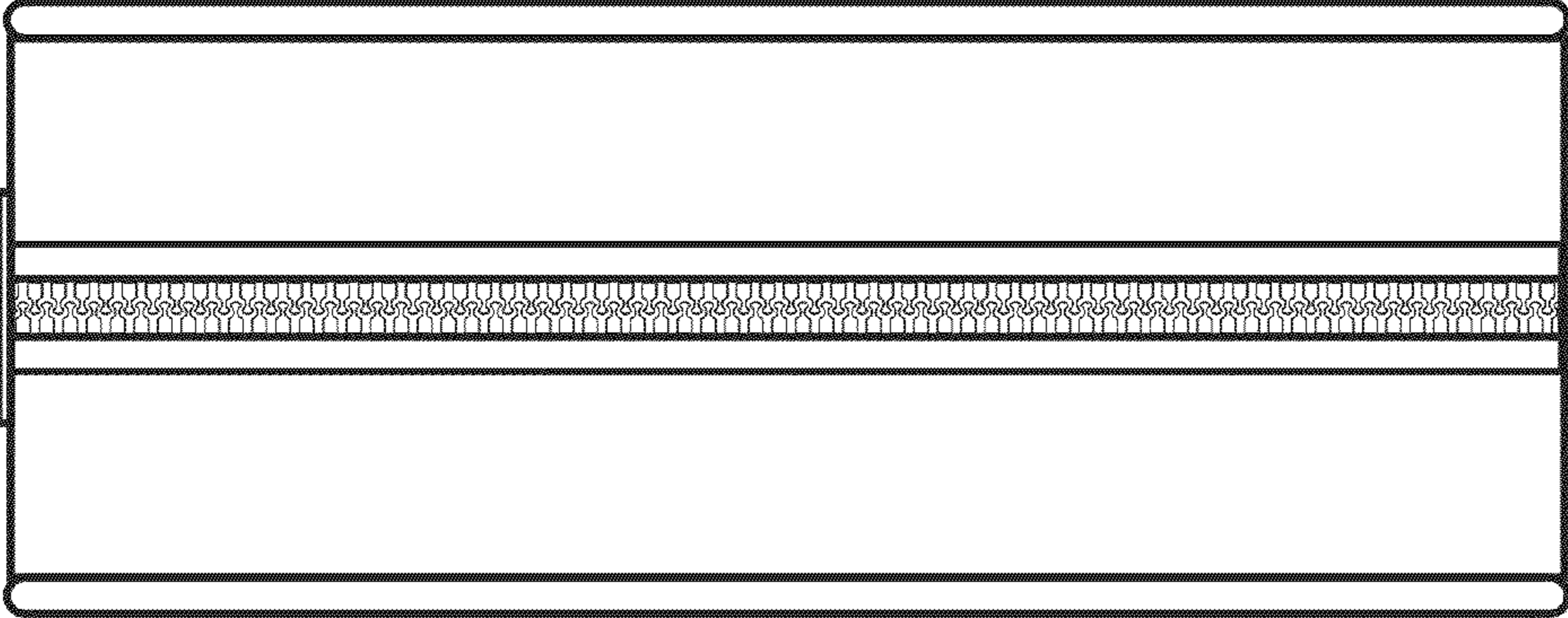


FIG. 2

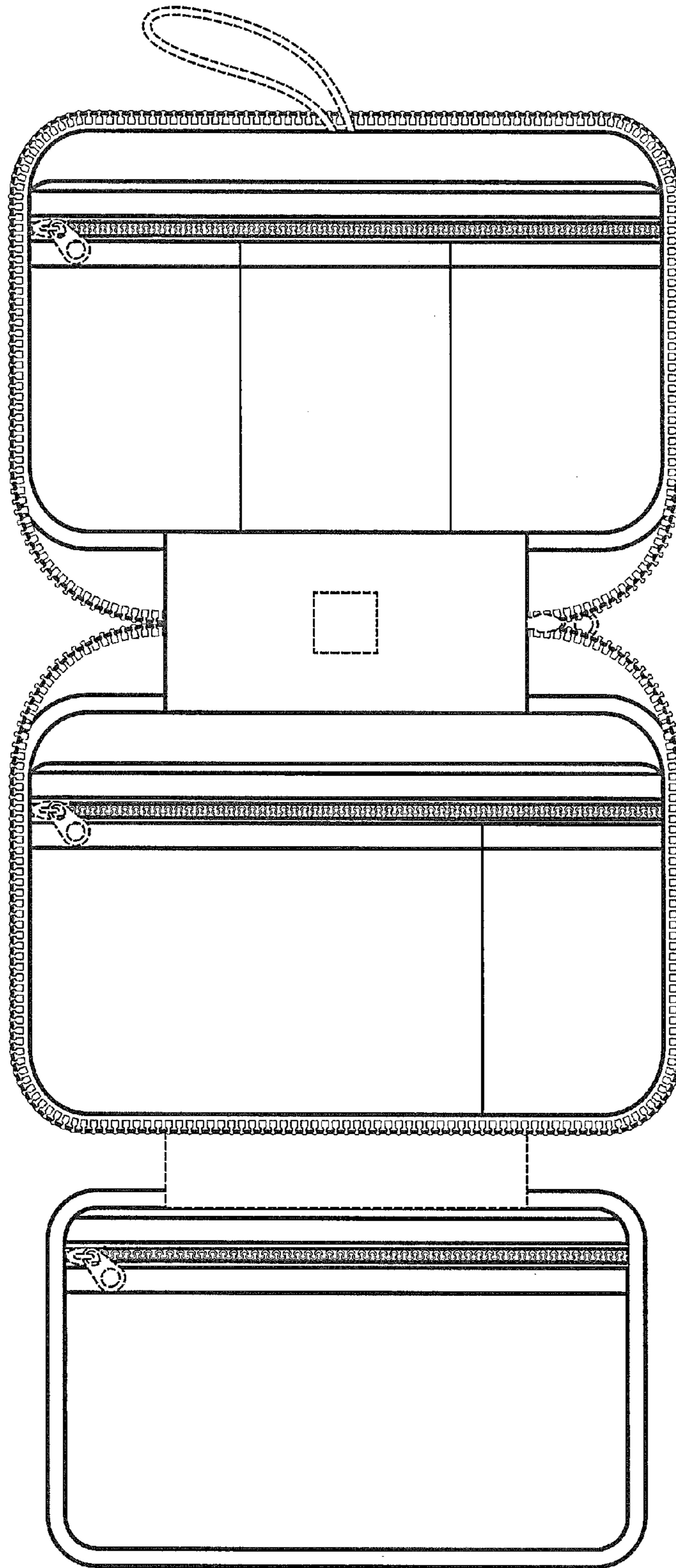


FIG. 4




FIG. 5




FIG. 6

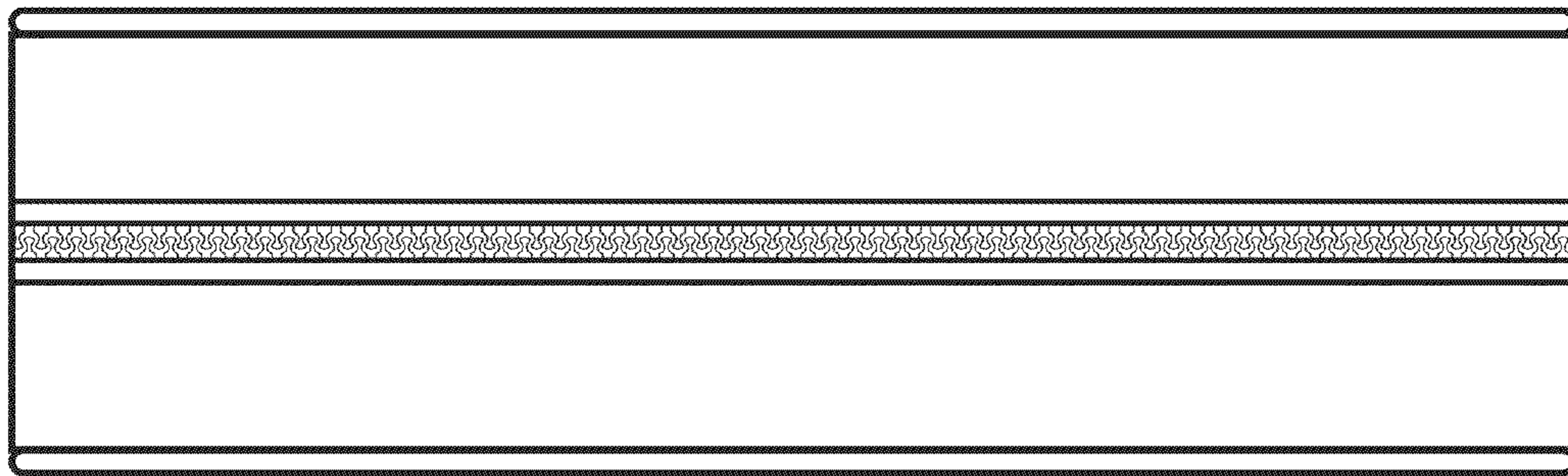


FIG. 7