



US00D739134S

(12) **United States Design Patent**  
**Salmon**

(10) **Patent No.:** **US D739,134 S**

(45) **Date of Patent:** **\*\* Sep. 22, 2015**

(54) **UPPER OF A FOOTWEAR ARTICLE**

D467,722 S \* 12/2002 Wahoske ..... D2/972  
D499,874 S \* 12/2004 Panariello, Jr. .... D2/972

(71) Applicant: **Salomon S.A.S.**, Metz-Tessy (FR)

\* cited by examiner

(72) Inventor: **Guillaume Salmon**, Annecy (FR)

*Primary Examiner* — Dominic Simone

(73) Assignee: **Salomon S.A.S.**, Metz-Tessy (FR)

(74) *Attorney, Agent, or Firm* — Terence P. O'Brien

(\*\*) Term: **14 Years**

(57) **CLAIM**

I claim the ornamental design for an upper of a footwear article, as shown and described.

(21) Appl. No.: **29/496,744**

(22) Filed: **Jul. 16, 2014**

**DESCRIPTION**

(51) **LOC (10) Cl.** ..... **02-99**

(52) **U.S. Cl.**  
USPC ..... **D2/972**

(58) **Field of Classification Search**  
USPC ..... D2/902, 906-908, 944, 969, 972-974  
CPC .. A43B 13/181; A43B 13/141; A43B 13/186;  
A43B 13/188; A43B 23/00; A43B 23/02;  
A43B 5/00  
See application file for complete search history.

FIG. 1 is a side perspective view of an upper of a footwear article;  
FIG. 2 is a side view of the upper of a footwear article of FIG. 1; and,  
FIG. 3 is a top view of the upper of a footwear article of FIG. 1.

The ornamental design that is claimed is shown in solid lines in the drawings. The broken (dashed) lines shown in the figures are included for the purpose of illustrating environmental elements only and form no part of the claimed design. The dashed/dotted lines in the figures are included to define the bounds of the claimed design but do not form part of the claimed design.

(56) **References Cited**

**U.S. PATENT DOCUMENTS**

D393,346 S \* 4/1998 Hlavacs ..... D2/972  
D413,721 S \* 9/1999 Roth ..... D2/972

**1 Claim, 1 Drawing Sheet**

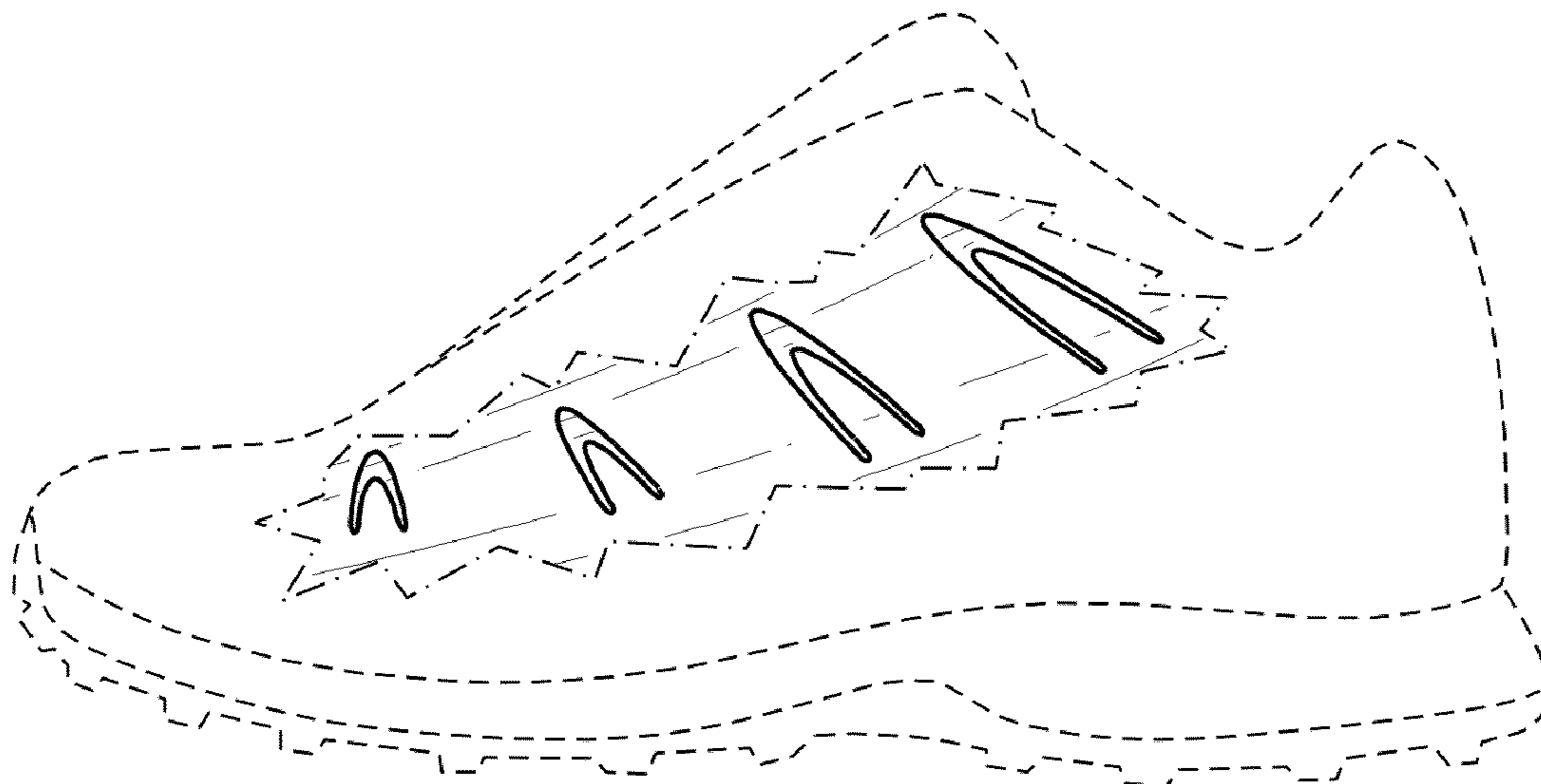


FIG. 1

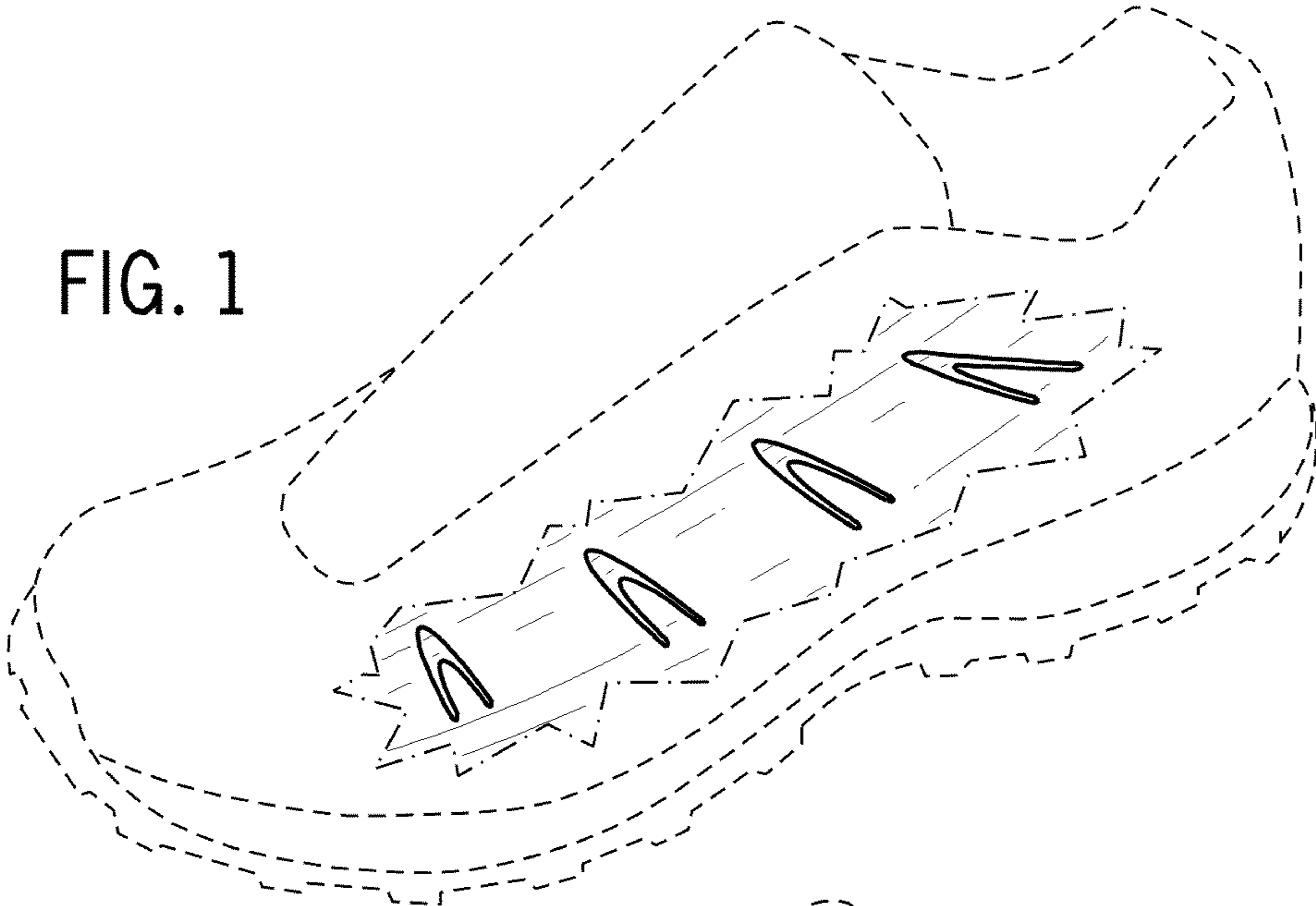


FIG. 2

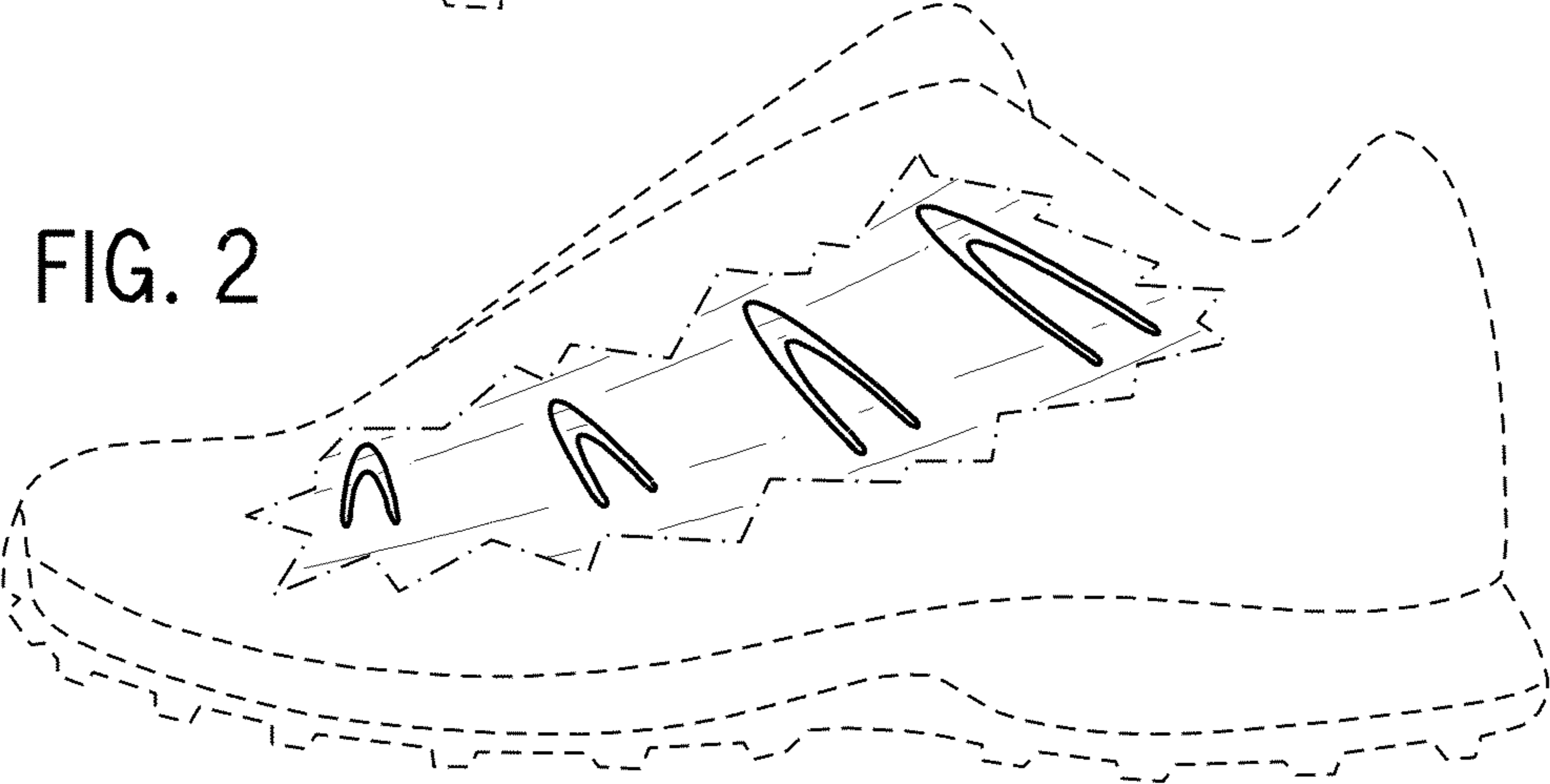


FIG. 3

