



US00D739113S

(12) **United States Design Patent**  
**Zimmermann**

(10) **Patent No.:** **US D739,113 S**

(45) **Date of Patent:** **\*\* Sep. 15, 2015**

- (54) **OPERATOR CABIN**
- (71) Applicant: **Terex Cranes Germany GmbH**,  
Zweibruecken (DE)
- (72) Inventor: **Rolf Zimmermann**, Massweiler (DE)
- (73) Assignee: **TEREX CRANES GERMANY GMBH**,  
Zweibrücken (DE)
- (\*\*) Term: **14 Years**
- (21) Appl. No.: **29/487,393**
- (22) Filed: **Apr. 8, 2014**

5,984,036	A *	11/1999	Higuchi et al.	180/89.12
D424,778	S *	5/2000	Dahl et al.	D34/34
D427,612	S *	7/2000	Shim	D15/23
D438,359	S *	2/2001	Braud	D34/34
D449,916	S *	10/2001	Salin et al.	D34/34
D542,005	S *	5/2007	Weiner et al.	D34/34
D656,291	S *	3/2012	Zhang et al.	D34/34
D721,742	S *	1/2015	Lee et al.	D15/30
D723,240	S *	2/2015	Gonzales et al.	D34/35
2006/0273234	A1 *	12/2006	Yoon	248/562
2009/0026803	A1 *	1/2009	Yano et al.	296/190.1
2009/0140550	A1 *	6/2009	Gerke	296/193.04
2010/0301634	A1 *	12/2010	Ansorge	296/190.03
2011/0025097	A1 *	2/2011	Yamamoto et al.	296/190.03

\* cited by examiner

*Primary Examiner* — Cynthia Ramirez

(74) *Attorney, Agent, or Firm* — Henry M. Feiereisen LLC;  
Ursula B. Day

- (30) **Foreign Application Priority Data**
- Oct. 9, 2013 (EM) ..... 002322958-0001
- (51) **LOC (10) Cl.** ..... **12-05**
- (52) **U.S. Cl.**
- USPC ..... **D34/37**
- (58) **Field of Classification Search**
- USPC ..... D34/35; D15/27, 30, 10, 22–26, 28, 31;  
180/89.11, 89.12, 89.13, 89.19, 900;  
296/190.01, 190.08, 210, 190, 202
- CPC ..... B62D 33/0604; B62D 33/0608; B62D  
33/06; B62D 33/0617
- See application file for complete search history.

(57) **CLAIM**

The ornamental design for an operator cabin, as shown and described.

**DESCRIPTION**

FIG. 1 is a perspective front and left side view of an operator cabin showing my new design;  
 FIG. 2 is a front elevational view thereof;  
 FIG. 3 is a left side elevational view thereof;  
 FIG. 4 is a right side elevational view thereof;  
 FIG. 5 is a top plan view thereof; and,  
 FIG. 6 is rear elevational view thereof.  
 The broken lines in FIG. 6 are included for the purpose of illustrating portions of the operator cabin that form no part of the claimed design.

- (56) **References Cited**
- U.S. PATENT DOCUMENTS
- 4,210,362 A \* 7/1980 Boersma ..... 296/190.07
- D276,758 S \* 12/1984 Krueck et al. .... D34/34
- D335,742 S \* 5/1993 Fujimoto et al. .... D34/35

**1 Claim, 6 Drawing Sheets**

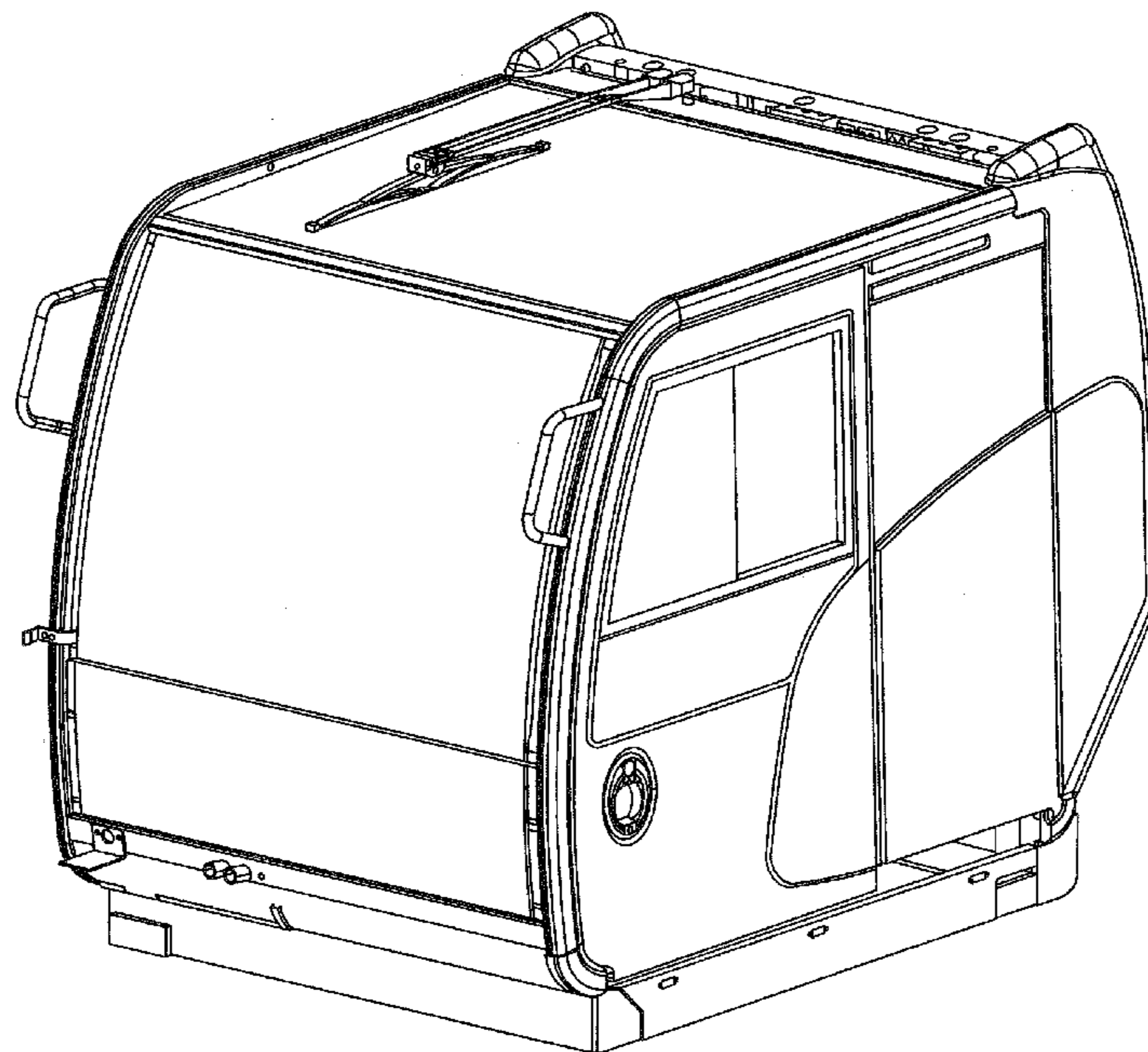


FIG. 1

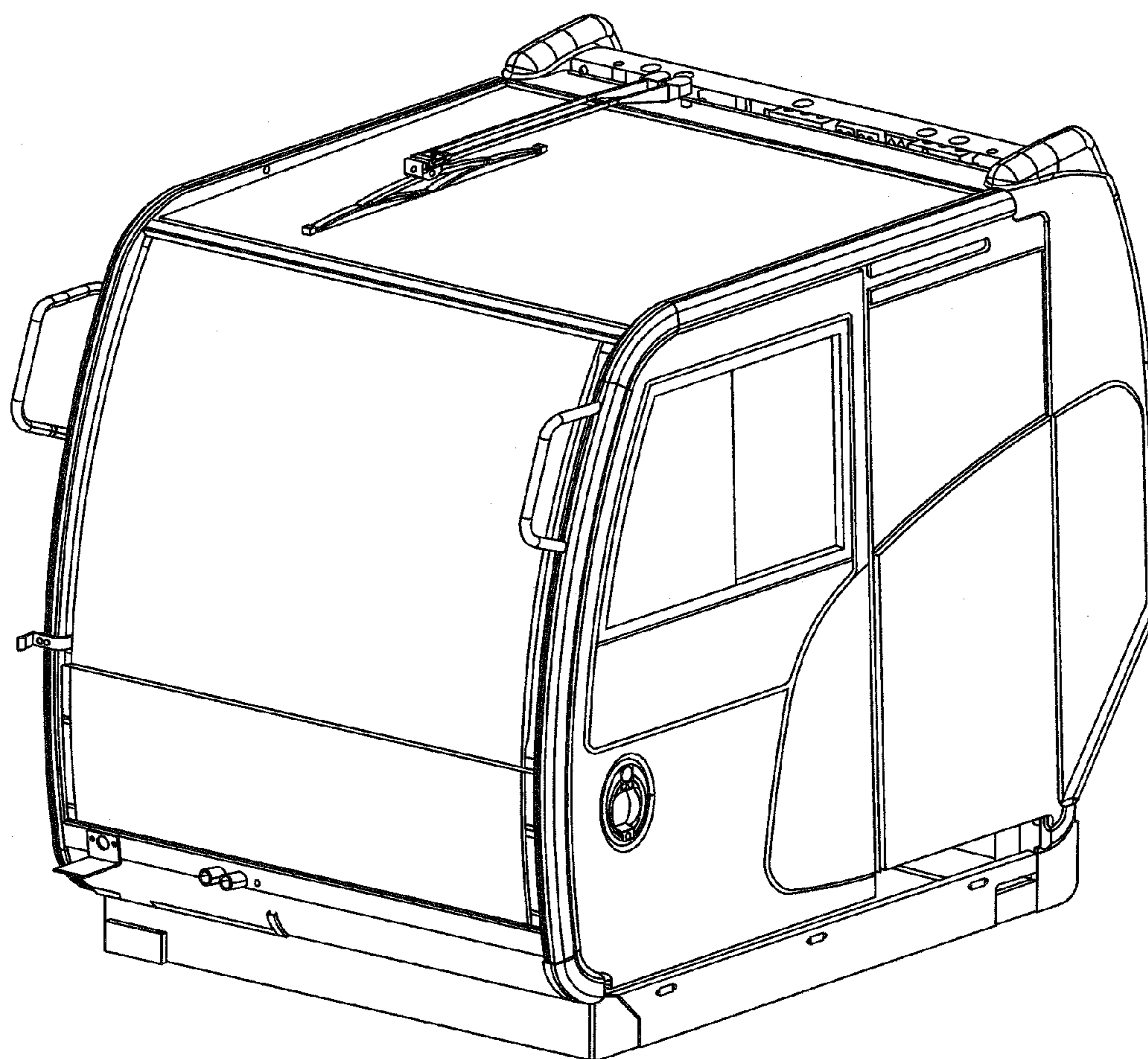


FIG. 2

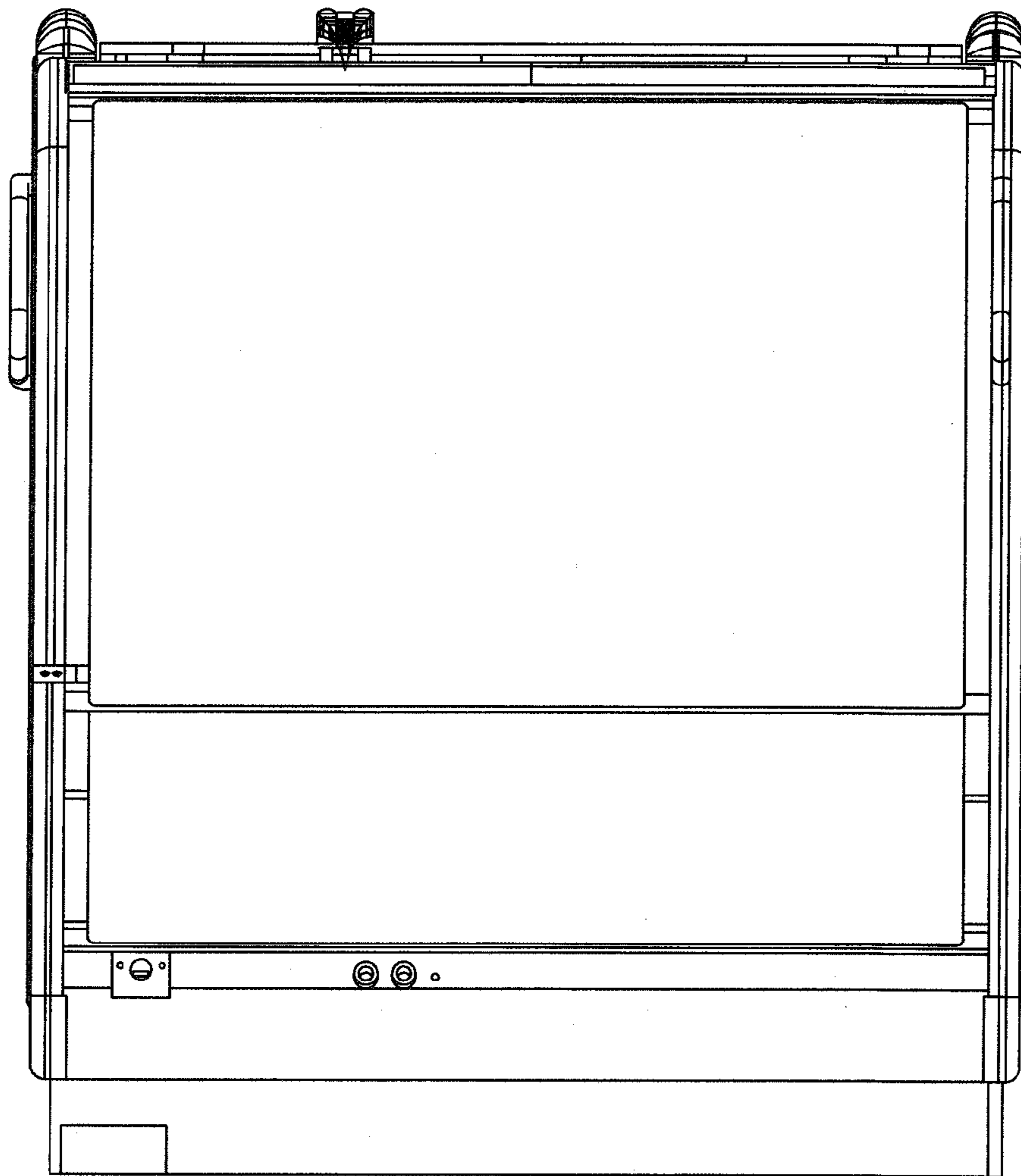


FIG. 3

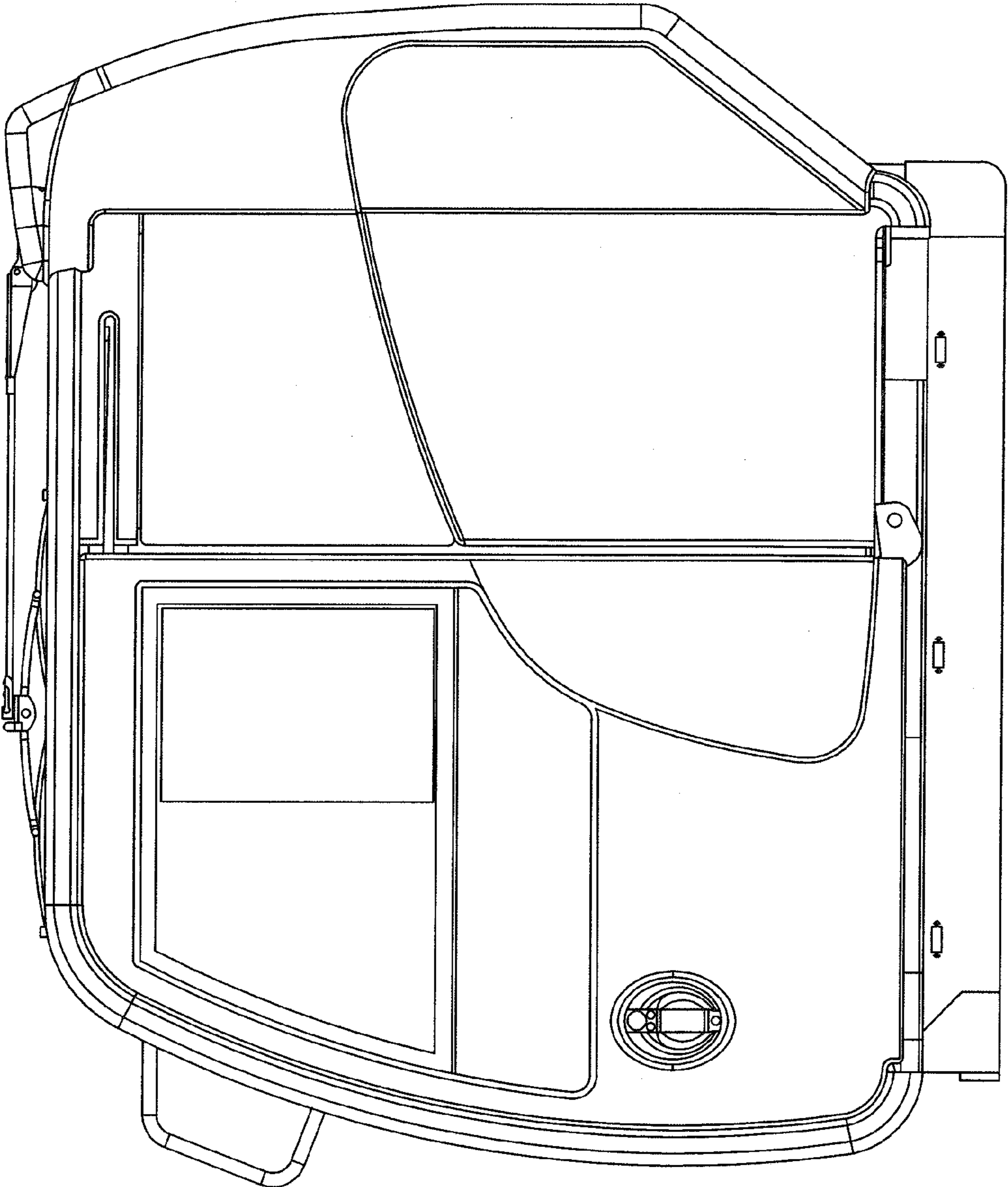


FIG. 4

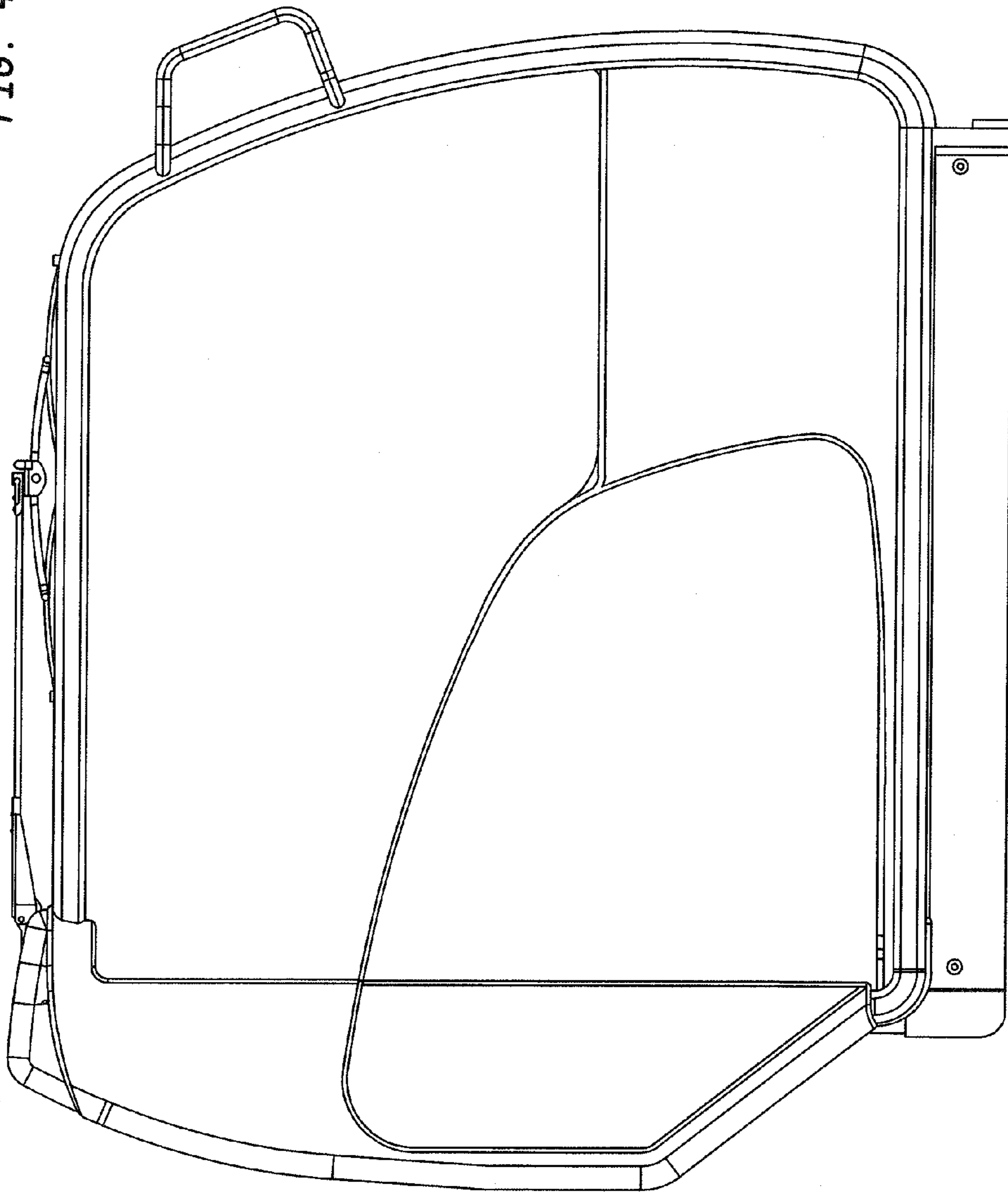


FIG. 5

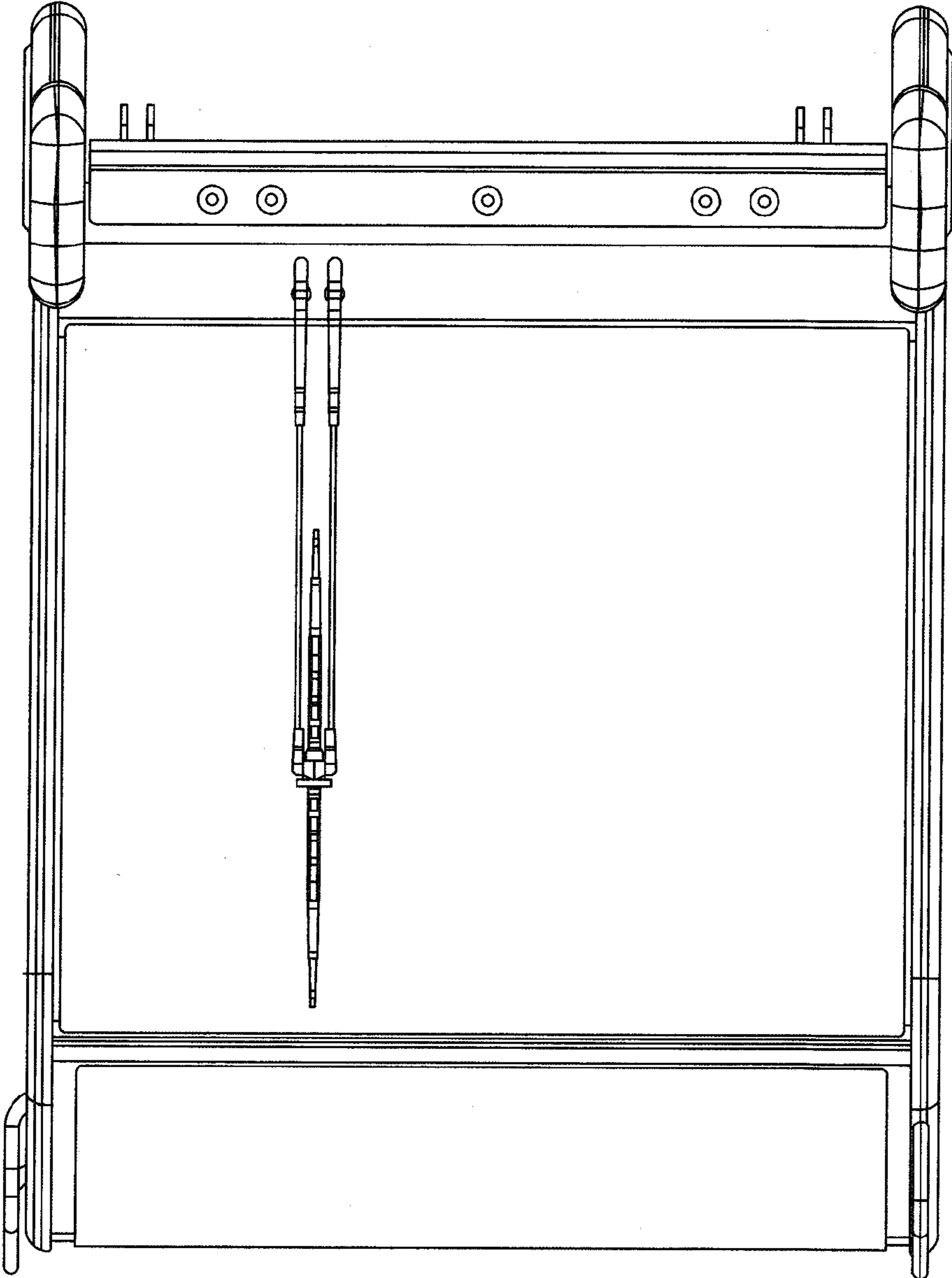


FIG. 6

