



US00D739106S

(12) **United States Design Patent**  
**Hoying et al.**

(10) **Patent No.:** **US D739,106 S**  
(45) **Date of Patent:** **\*\* Sep. 15, 2015**

(54) **CLEANING PAD**

- (71) Applicant: **The Procter & Gamble Company**,  
Cincinnati, OH (US)
- (72) Inventors: **David John Hoying**, Cincinnati, OH  
(US); **Roberto Manuel Matos**,  
Springdale, OH (US)
- (73) Assignee: **The Procter & Gamble Company**,  
Cincinnati, OH (US)
- (\*\*) Term: **14 Years**

- (21) Appl. No.: **29/467,710**
- (22) Filed: **Sep. 23, 2013**
- (51) **LOC (10) Cl.** ..... **04-01**
- (52) **U.S. Cl.**  
USPC ..... **D32/40**
- (58) **Field of Classification Search**  
USPC ..... D32/40-46; D28/7, 63;  
15/244.1-244.4, 1, 210.1, 208, 209.1,  
15/227  
See application file for complete search history.

(56) **References Cited**

**U.S. PATENT DOCUMENTS**

1,565,775	A	12/1925	Bash
1,821,505	A	9/1931	Field
2,942,285	A	6/1960	Gray

(Continued)

**FOREIGN PATENT DOCUMENTS**

EP	1 708 605	B1	7/2008
WO	WO 03/016165		2/2003
WO	WO 2005/112688		12/2005

**OTHER PUBLICATIONS**

U.S. Appl. No. 29/425,686, filed Aug. 14, 2012, Pung, et al.

(Continued)

*Primary Examiner* — Robin V Webster

(74) *Attorney, Agent, or Firm* — Larry L. Huston; Steven W. Miller

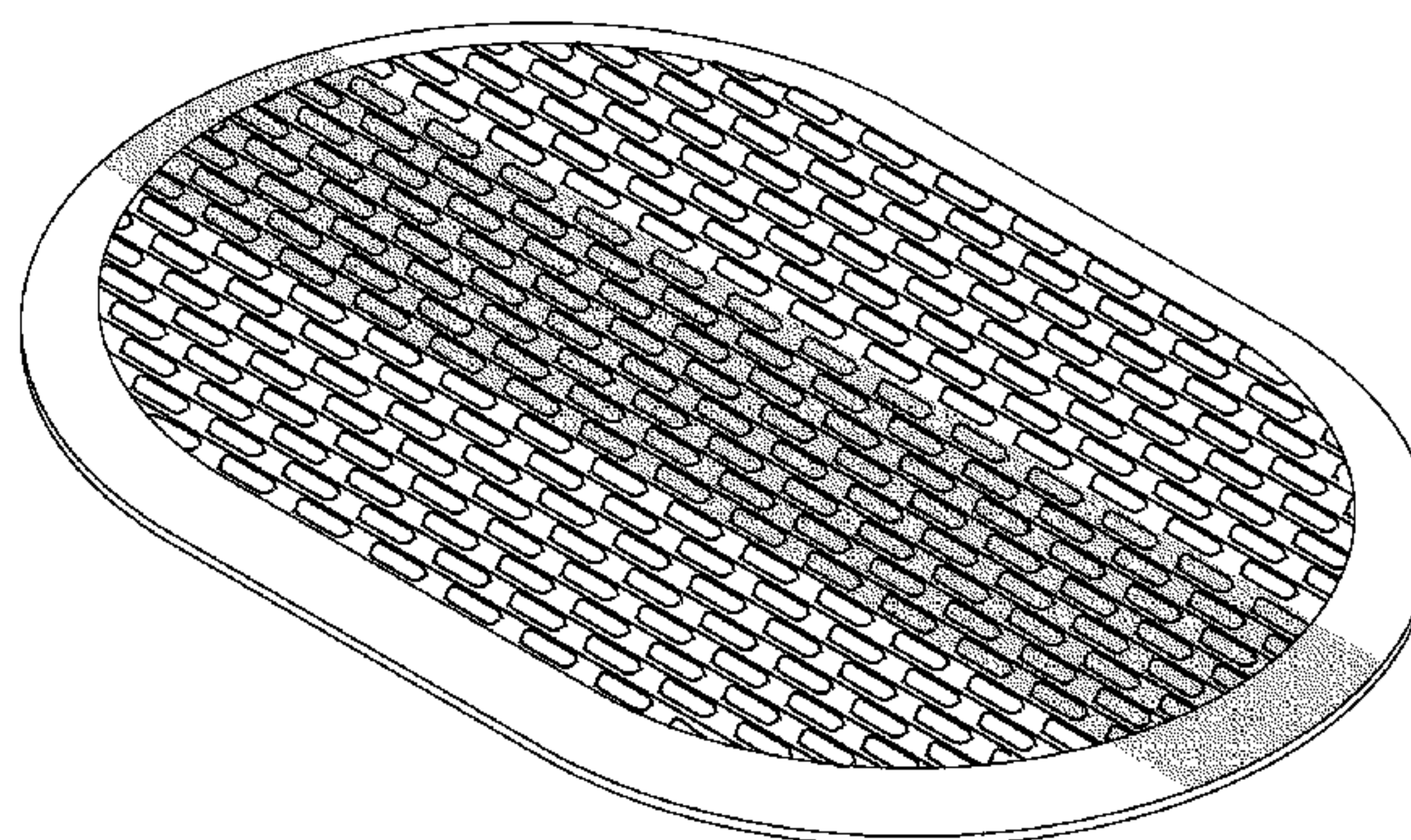
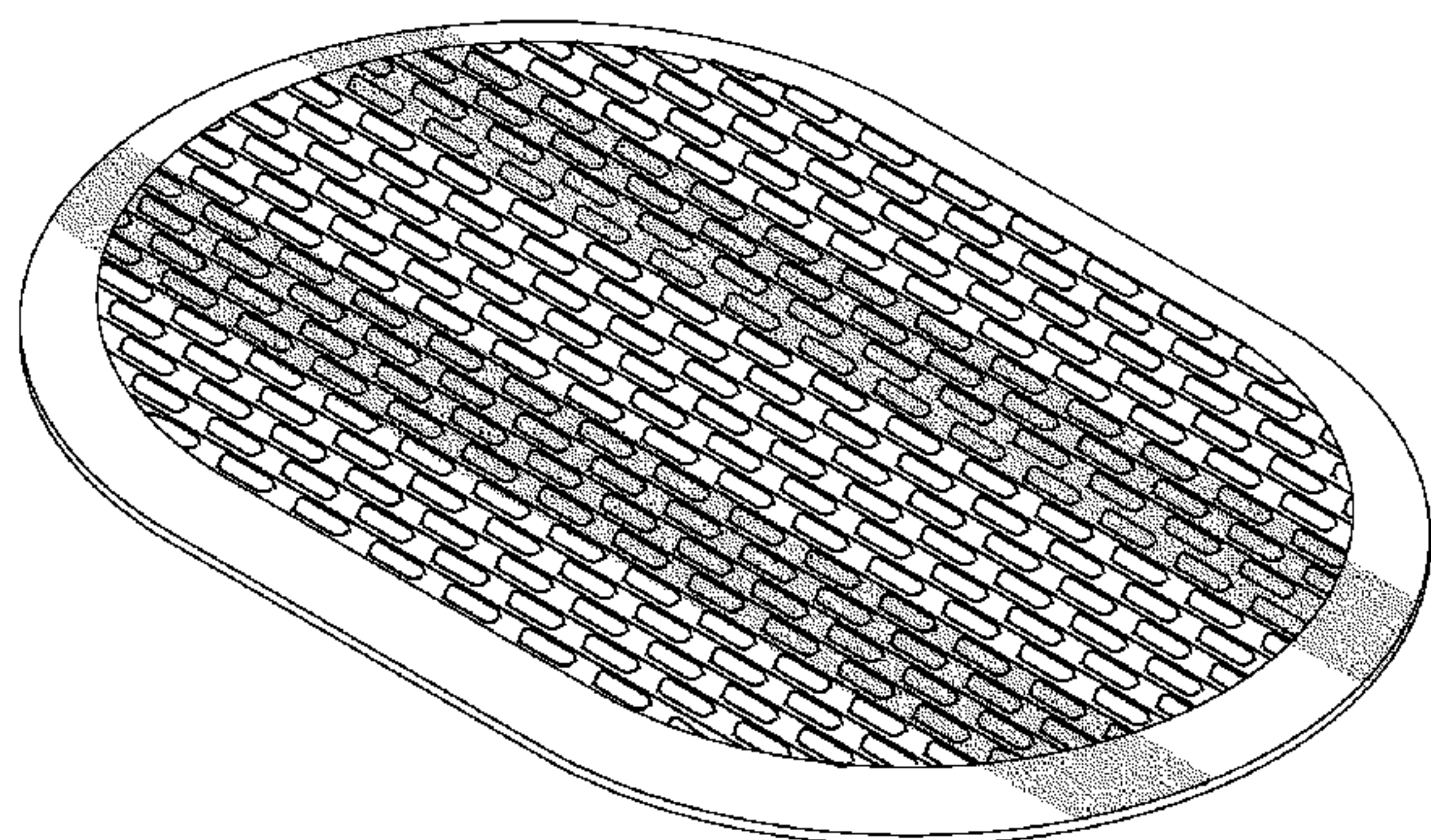
(57) **CLAIM**

The ornamental design for a cleaning pad, as shown and described.

**DESCRIPTION**

FIG. 1 is a perspective view of an embodiment of a cleaning pad;  
 FIG. 2 is a top view of the cleaning pad of FIG. 1;  
 FIG. 3 is a side view of the cleaning pad of FIG. 1;  
 FIG. 4 is a further side view of the cleaning pad of FIG. 1;  
 FIG. 5 is a front view of the cleaning pad of FIG. 1;  
 FIG. 6 is a back view of the cleaning pad of FIG. 1;  
 FIG. 7 is a bottom view of the cleaning pad of FIG. 1;  
 FIG. 8 is a perspective view of a second embodiment of a cleaning pad;  
 FIG. 9 is a top view of the cleaning pad of FIG. 8;  
 FIG. 10 is a side view of the cleaning pad of FIG. 8;  
 FIG. 11 is a further side view of the cleaning pad of FIG. 8;  
 FIG. 12 is a front view of the cleaning pad of FIG. 8;  
 FIG. 13 is a back view of the cleaning pad of FIG. 8; and,  
 FIG. 14 is a bottom view of the cleaning pad of FIG. 8.  
 The broken lines shown in the drawings are for illustrative purposes only and form no part of the claimed design. The dark stippled region shown in the drawings represent one or more stripe of contrasting color, relative to the remaining surface.

**1 Claim, 4 Drawing Sheets**



(56)

**References Cited**

U.S. PATENT DOCUMENTS

3,038,187	A	6/1962	Nathanson
3,040,353	A	6/1962	Gray
3,533,126	A	10/1970	Ramos
3,908,218	A	9/1975	Oishi
4,015,306	A	4/1977	Fenster
4,263,677	A	4/1981	Menser
4,510,641	A	4/1985	Morris
4,665,580	A	5/1987	Morris
6,256,831	B1	7/2001	Chen
6,547,643	B1	4/2003	Miller, III et al.
6,595,712	B2	7/2003	Sickler
6,687,941	B2	2/2004	Billat
D513,102	S	12/2005	Davis-Wilson et al.
D522,201	S	5/2006	Davis-Wilson et al.
7,159,265	B2	1/2007	Soller et al.
D556,967	S	12/2007	Martins et al.
D570,488	S	6/2008	Kirksey
D578,720	S	10/2008	Norcorn et al.
D583,156	S	12/2008	Constantine
7,610,647	B2	11/2009	Morgan et al.
7,624,469	B2	12/2009	Specht et al.
D612,504	S	3/2010	Ha et al.

D633,672	S	3/2011	McKnight
D633,673	S	3/2011	McKnight
D640,025	S	6/2011	Wildeman
D643,981	S	8/2011	Wildeman
D657,513	S	4/2012	Wildeman
D673,745	S	1/2013	Pung et al.
D673,746	S *	1/2013	Pung et al. .... D32/40
D683,094	S *	5/2013	Pung et al. .... D32/40
D688,017	S	8/2013	Uchiyama et al.
2006/0168748	A1	8/2006	Dotterman et al.
2006/0168750	A1	8/2006	Dotterman et al.
2008/0098546	A1	5/2008	Warmke et al.
2009/0106920	A1	4/2009	Wahi
2012/0096662	A1	4/2012	Uchiyama et al.

OTHER PUBLICATIONS

U.S. Appl. No. 29/425,072, filed Jun. 20, 2012, Pung, et al.  
 U.S. Appl. No. 29/424,663, filed Aug. 14, 2012, Shafer, et al.  
 U.S. Appl. No. 29/435,212, filed Oct. 22, 2012, Pung, et al.  
 U.S. Appl. No. 29/436,218, filed Nov. 2, 2012, Pung, et al.  
 Commercially available Products downloaded from the internet Aug. 2010, 21 pages.

\* cited by examiner



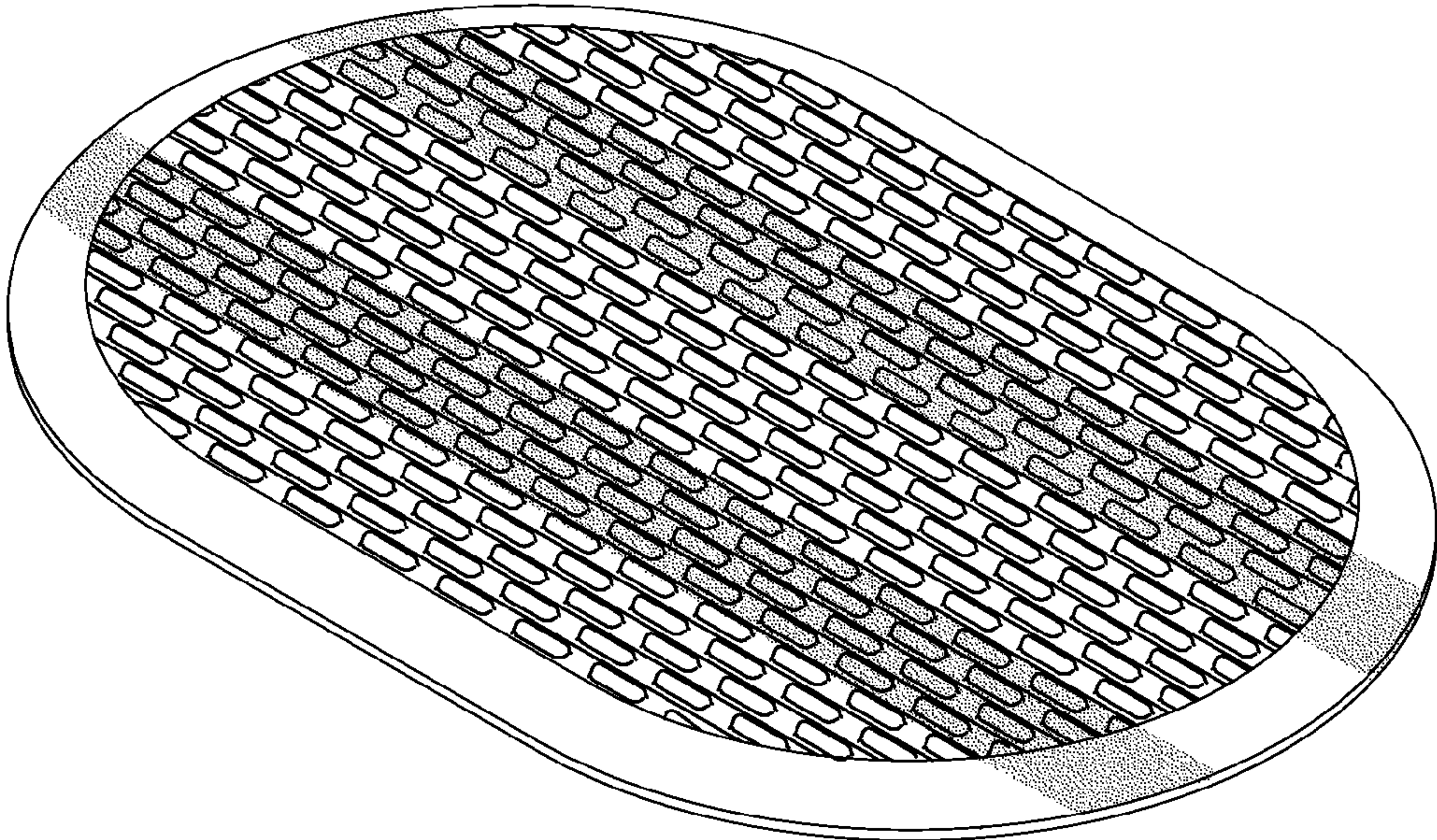


Fig. 1

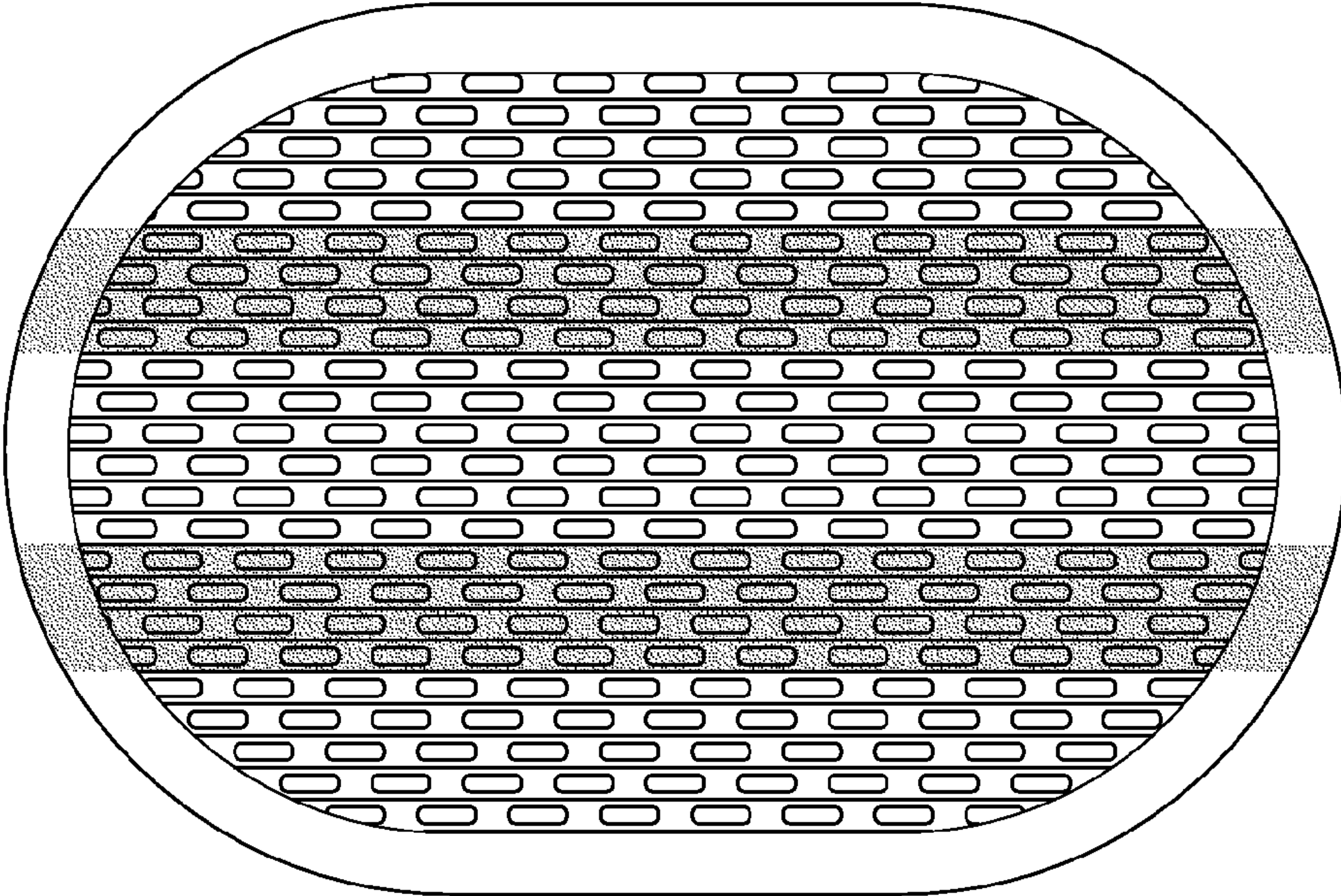


Fig. 2



Fig. 3



Fig. 4




Fig. 5

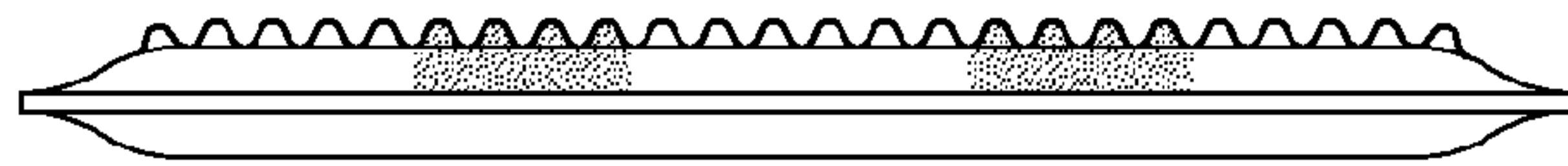


Fig. 6

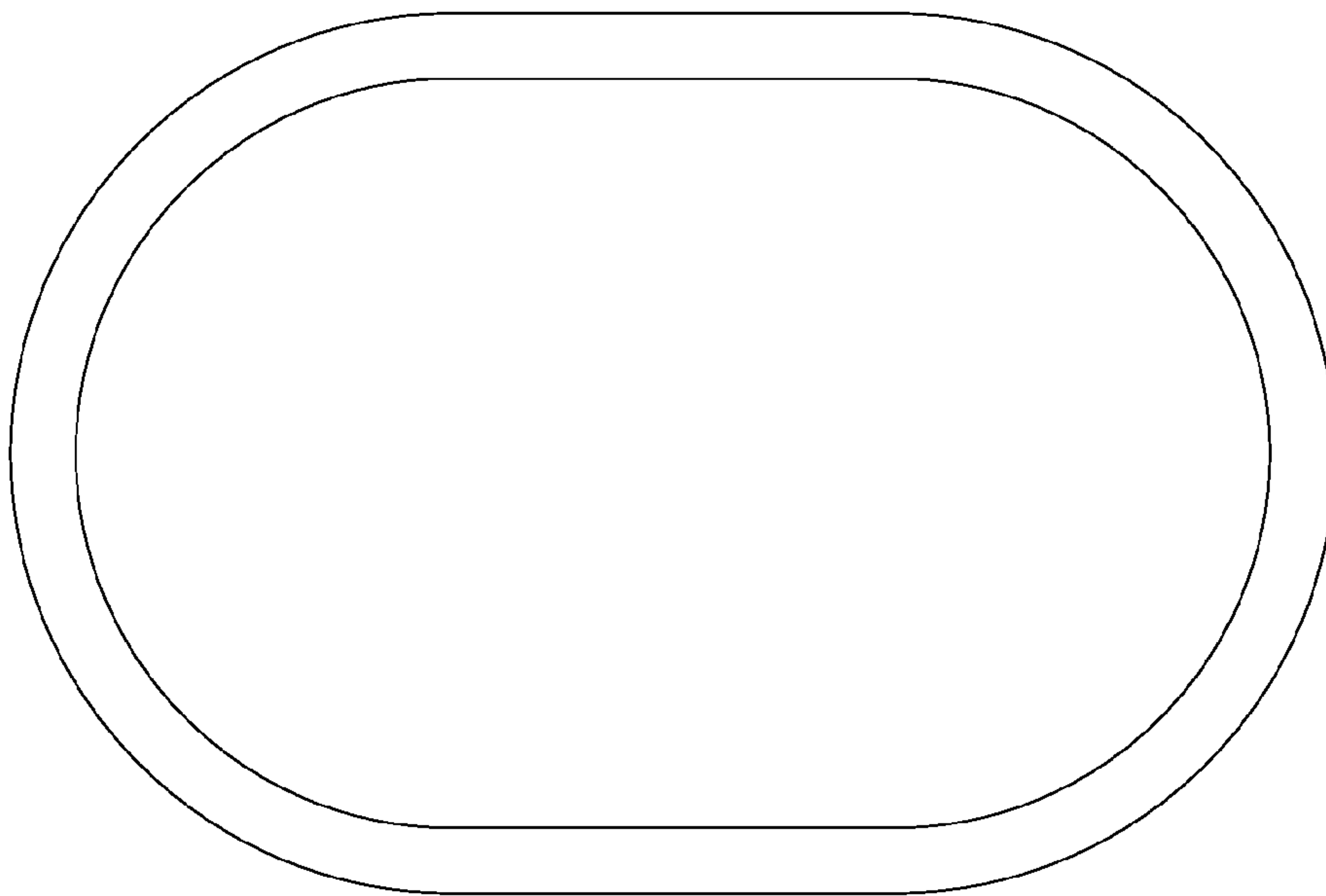


Fig. 7



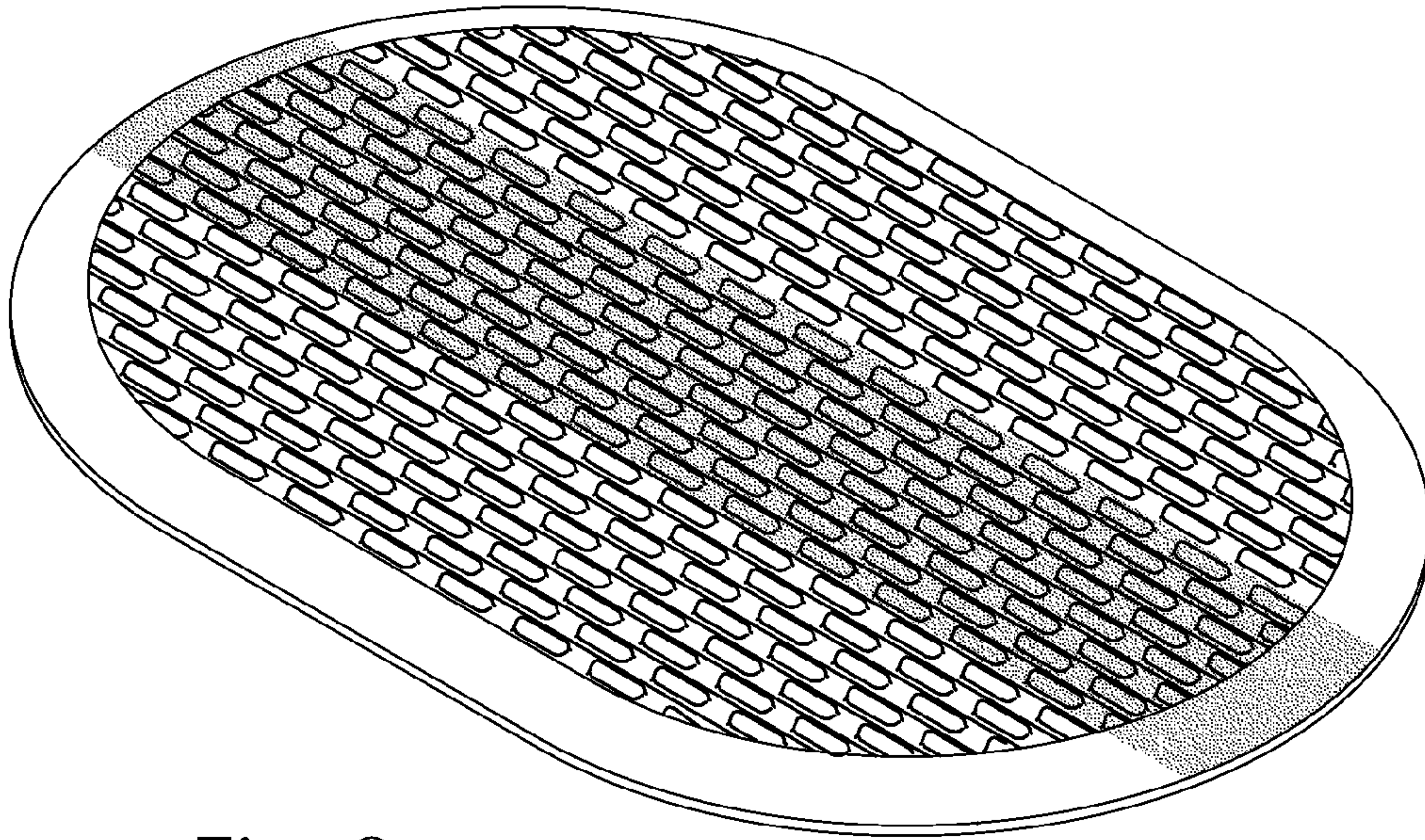


Fig. 8

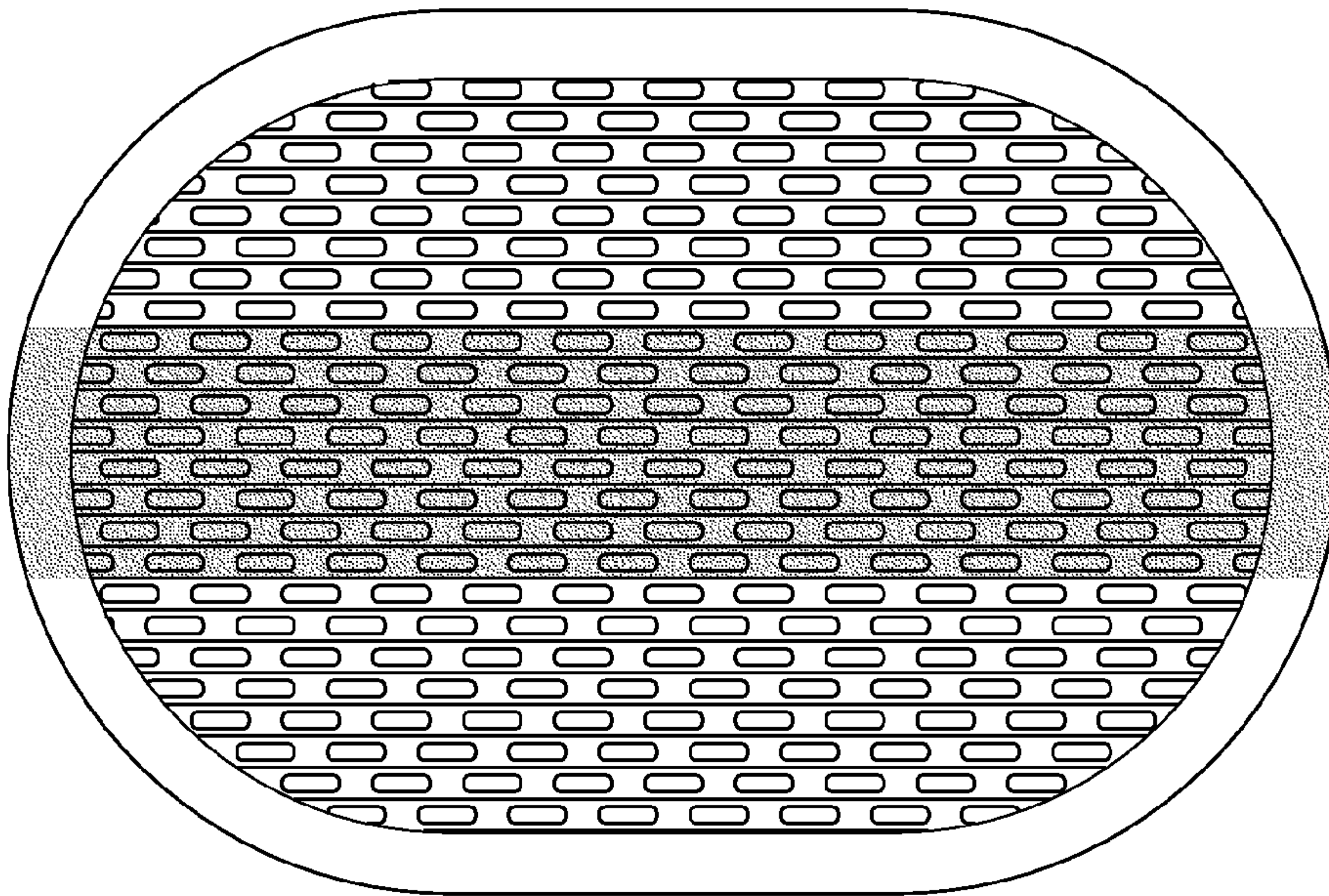


Fig. 9

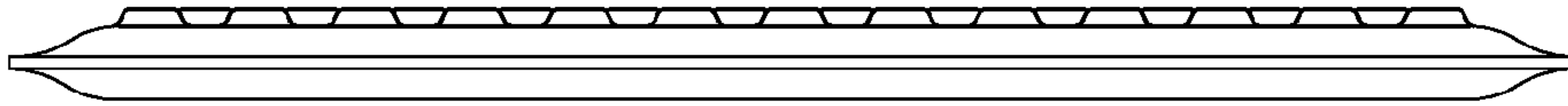


Fig. 10

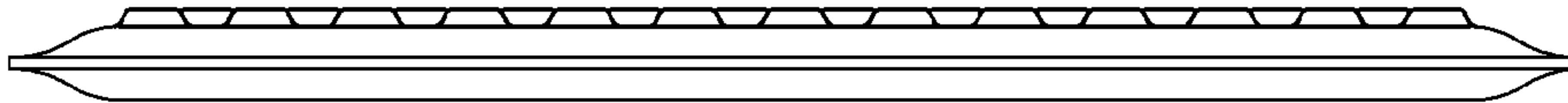


Fig. 11

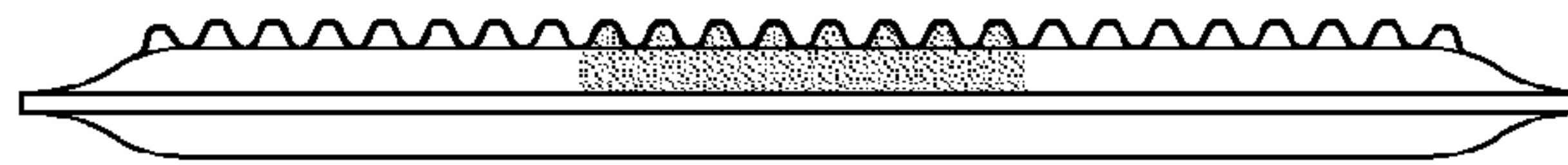


Fig. 12

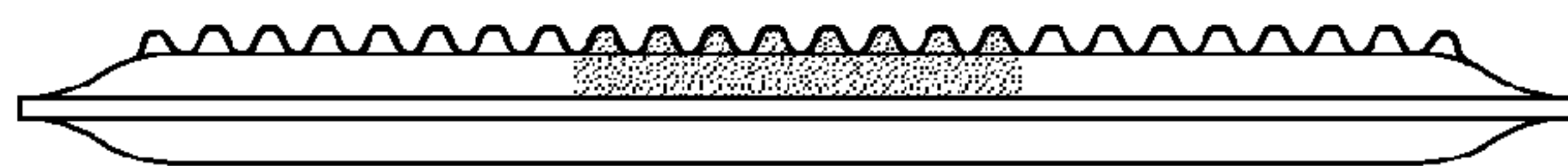


Fig. 13

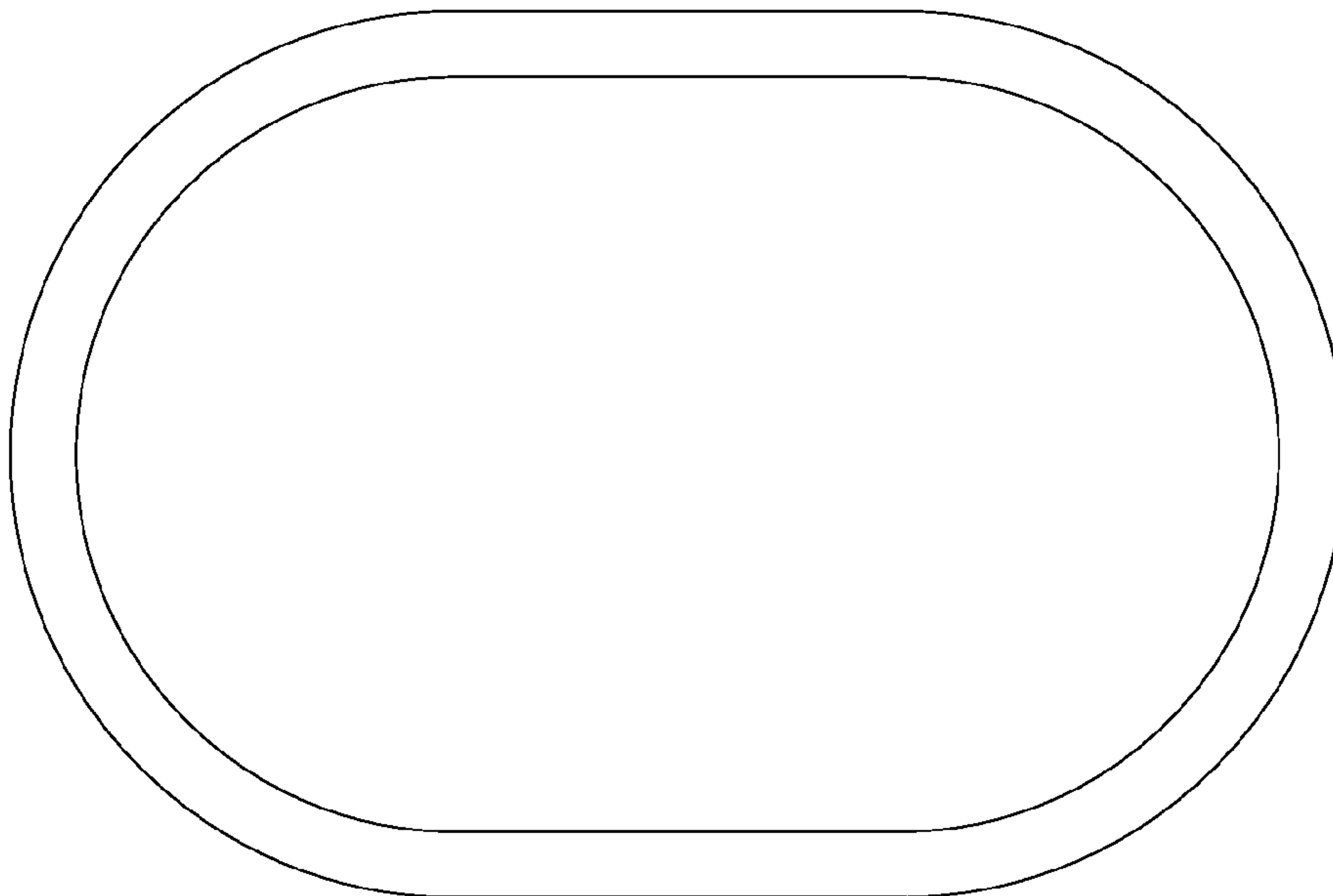


Fig. 14