



US00D739103S

(12) **United States Design Patent**
Yang et al.

(10) **Patent No.:** **US D739,103 S**

(45) **Date of Patent:** **** Sep. 15, 2015**

(54) **PULSATOR FOR WASHING MACHINE**

(71) Applicants: **HAIER GROUP CORPORATION**,
ShanDong (CN); **QINGDAO HAIER**
WASHING MACHINE CO., LTD.,
ShanDong (CN)

(72) Inventors: **Lin Yang**, ShanDong (CN); **Zun An**
Liu, ShanDong (CN); **Yun Tian**,
ShanDong (CN); **Kai Hong Zhang**,
ShanDong (CN); **Meng Hu Gong**,
ShanDong (CN)

(73) Assignees: **HAIER GROUP CORPORATION**,
Shandong (CN); **QINGDAO HAIER**
WASHING MACHINE CO., LTD.,
Shangdong (CN)

(**) Term: **14 Years**

(21) Appl. No.: **29/450,896**

(22) Filed: **Mar. 25, 2013**

(51) **LOC (10) Cl.** **15-05**

(52) **U.S. Cl.**

USPC **D32/26**

(58) **Field of Classification Search**

USPC D32/25-27, 1; 68/132-136, 3 R, 7-8,
68/5 B, 12.01; 366/314-317; 34/134, 139

See application file for complete search history.

(56) **References Cited**

U.S. PATENT DOCUMENTS

2,076,280	A *	4/1937	Schroeder	68/131
5,239,847	A *	8/1993	Lee	68/134
5,421,174	A *	6/1995	Kim et al.	68/17 A
5,680,780	A *	10/1997	Kim et al.	68/134
5,839,300	A *	11/1998	Yoon et al.	68/134
7,506,525	B2 *	3/2009	La Belle et al.	68/134
D591,823	S *	5/2009	Stolarik et al.	D23/207
8,011,210	B2 *	9/2011	Heubner et al.	68/3 R

2003/0200774	A1 *	10/2003	Kim et al.	68/133
2007/0062224	A1 *	3/2007	La Belle et al.	68/3 R
2007/0101772	A1 *	5/2007	Duncan et al.	68/3 R
2008/0106009	A1 *	5/2008	Naruse et al.	264/630
2008/0216519	A1 *	9/2008	Yoo et al.	68/12.13
2009/0293554	A1 *	12/2009	Hettinger et al.	68/133

FOREIGN PATENT DOCUMENTS

GB	2070634	*	2/1998
JP	D1135975	*	3/2002

(Continued)

OTHER PUBLICATIONS

Haier 1.5-cu ft Portable Washer—Walmart.com, customer review date Apr. 4, 2011, [online], <<http://www.walmart.com/ip/Haier-1.5-cu-ft-Portable-Washer/36758182>>, [site visited Jan. 16, 2015 6:28:04 PM].*

Primary Examiner — John Windmuller

Assistant Examiner — John R Yeh

(74) *Attorney, Agent, or Firm* — Guice Patents PLLC

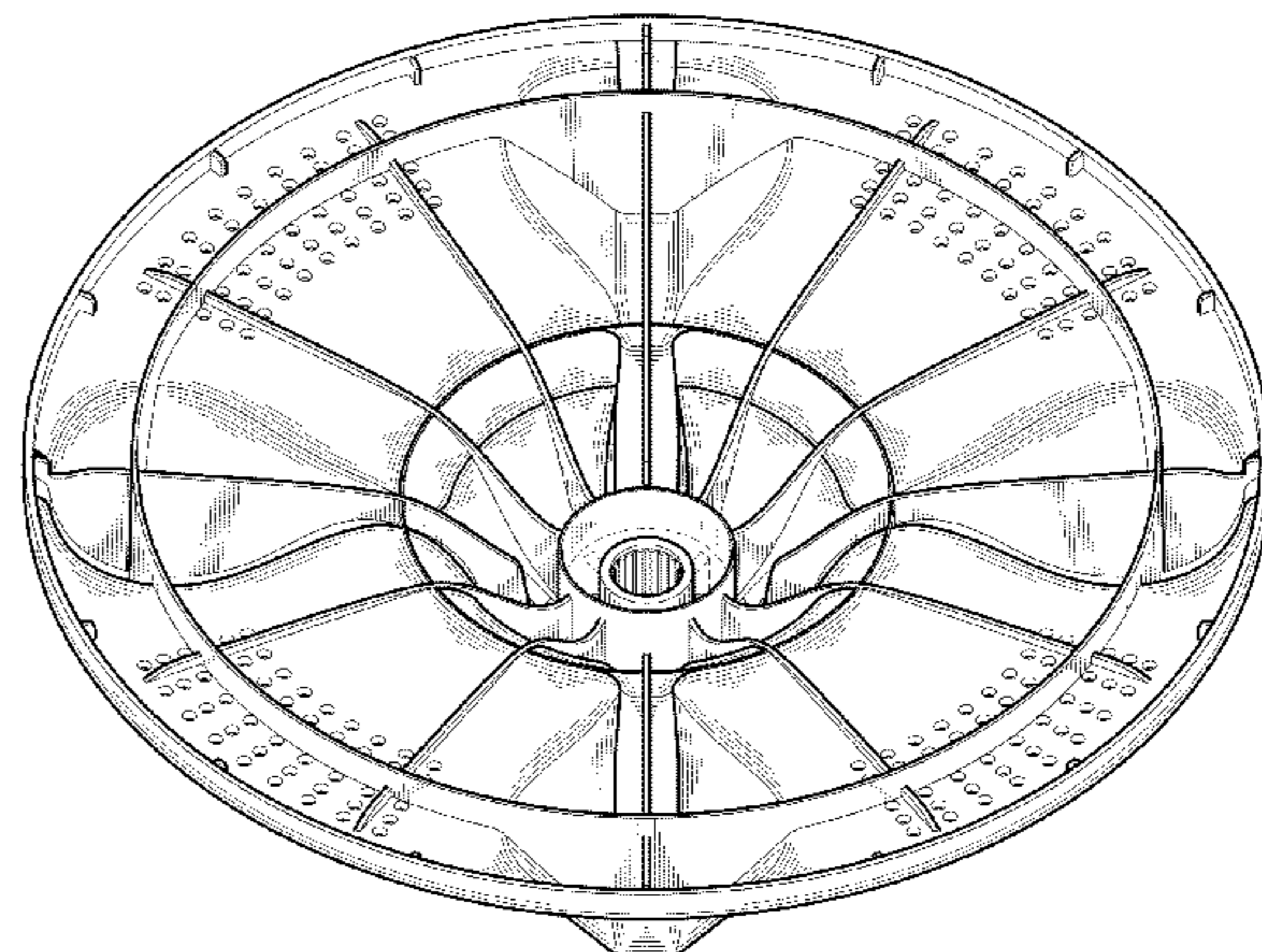
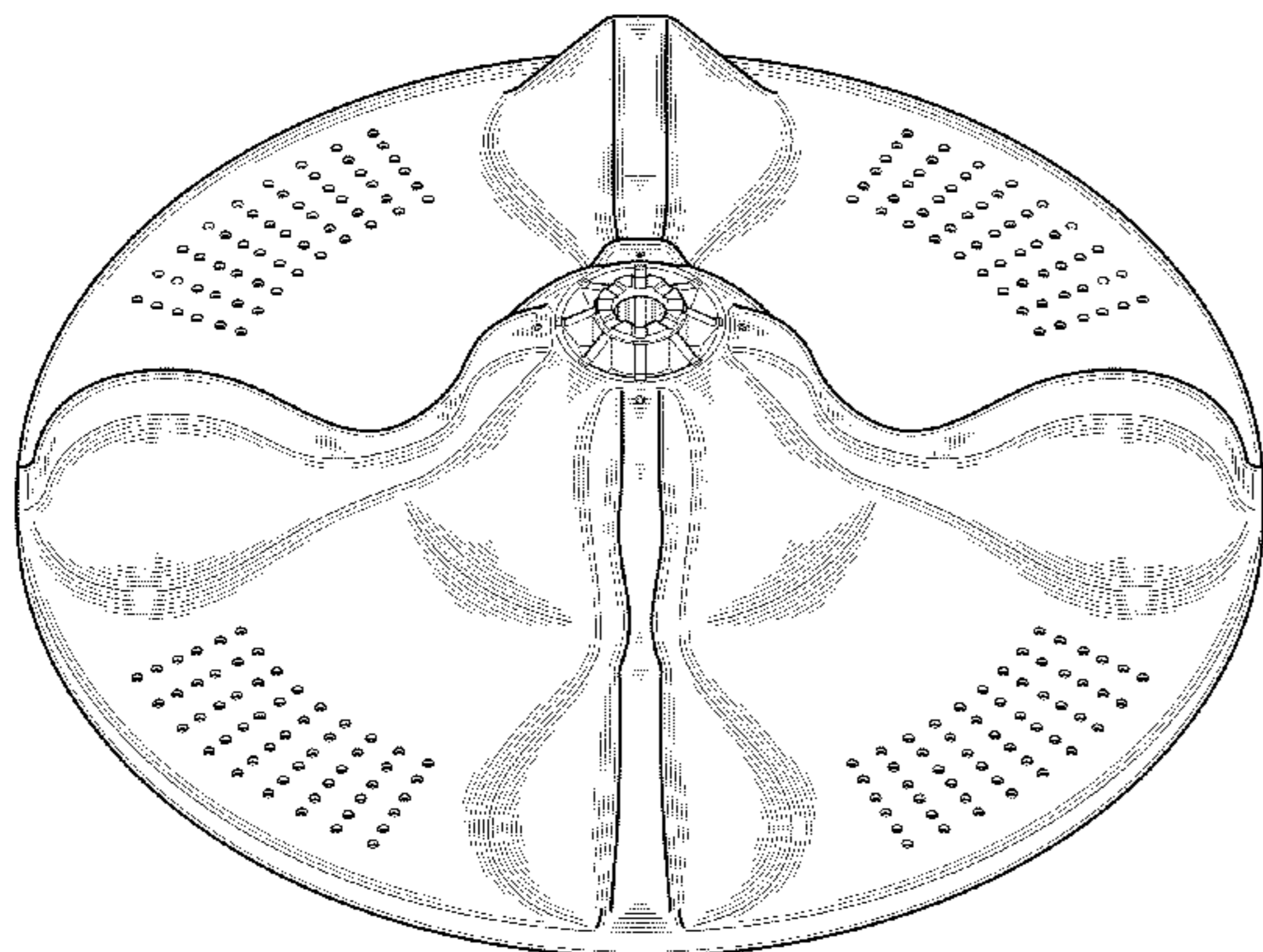
(57) **CLAIM**

The ornamental design for a pulsator for washing machine, as shown and described.

DESCRIPTION

FIG. 1 is a perspective view showing my new design for a pulsator for washing machine;
FIG. 2 is a front view thereof;
FIG. 3 is a rear view thereof;
FIG. 4 is a left view thereof;
FIG. 5 is a right view thereof;
FIG. 6 is a top view thereof;
FIG. 7 is a bottom view thereof; and,
FIG. 8 is a perspective view showing the pulsator for washing machine in upside down position.
The broken lines are included for the purpose of illustrating portions of the structure that form no part of the claim.

1 Claim, 6 Drawing Sheets



(56)

References Cited

FOREIGN PATENT DOCUMENTS

KR 300376222-0000 * 3/2005
KR 300521097-0000 * 2/2009
KR 300531798-0000 * 6/2009

JP

D1146386 * 7/2002

* cited by examiner

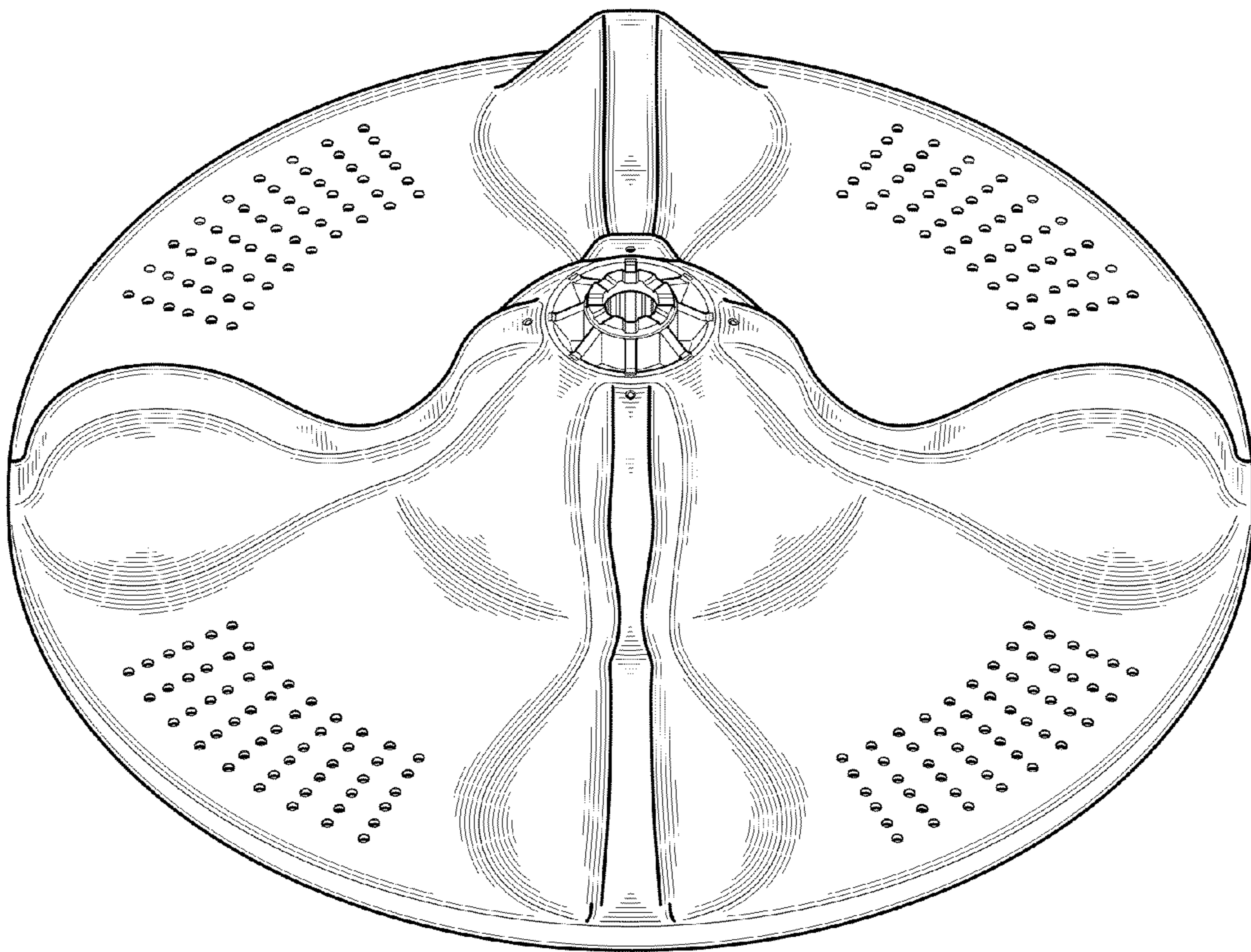


FIG.1




FIG. 2

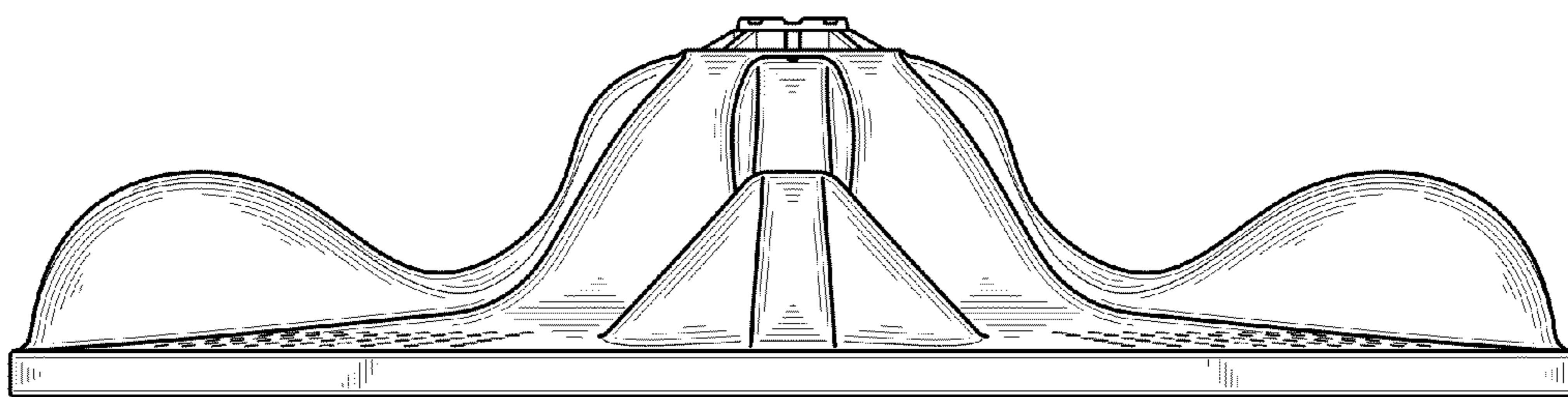


FIG. 3




FIG. 4

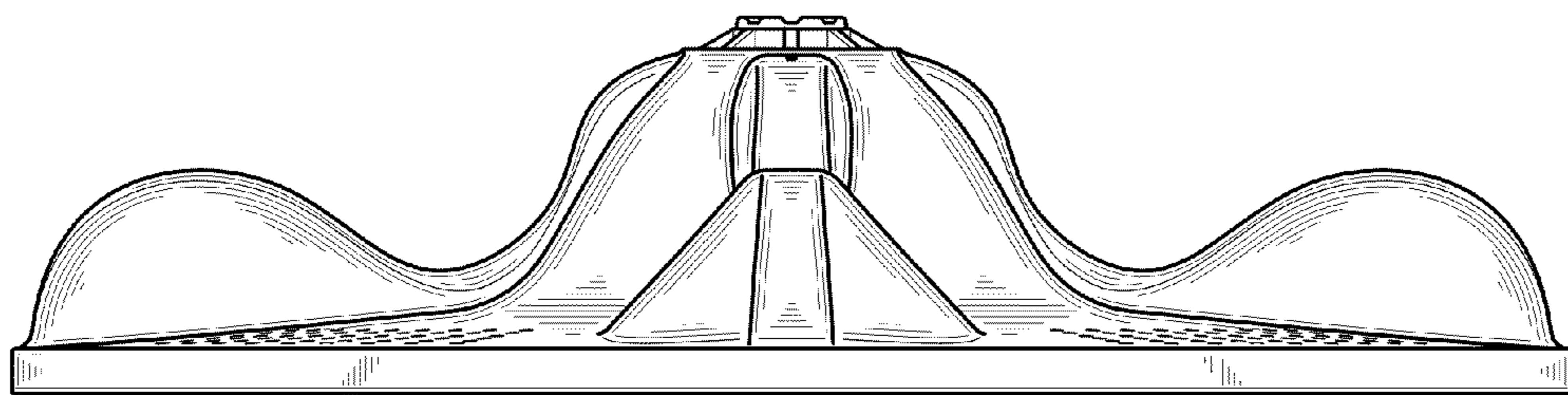


FIG. 5




FIG.6




FIG.7

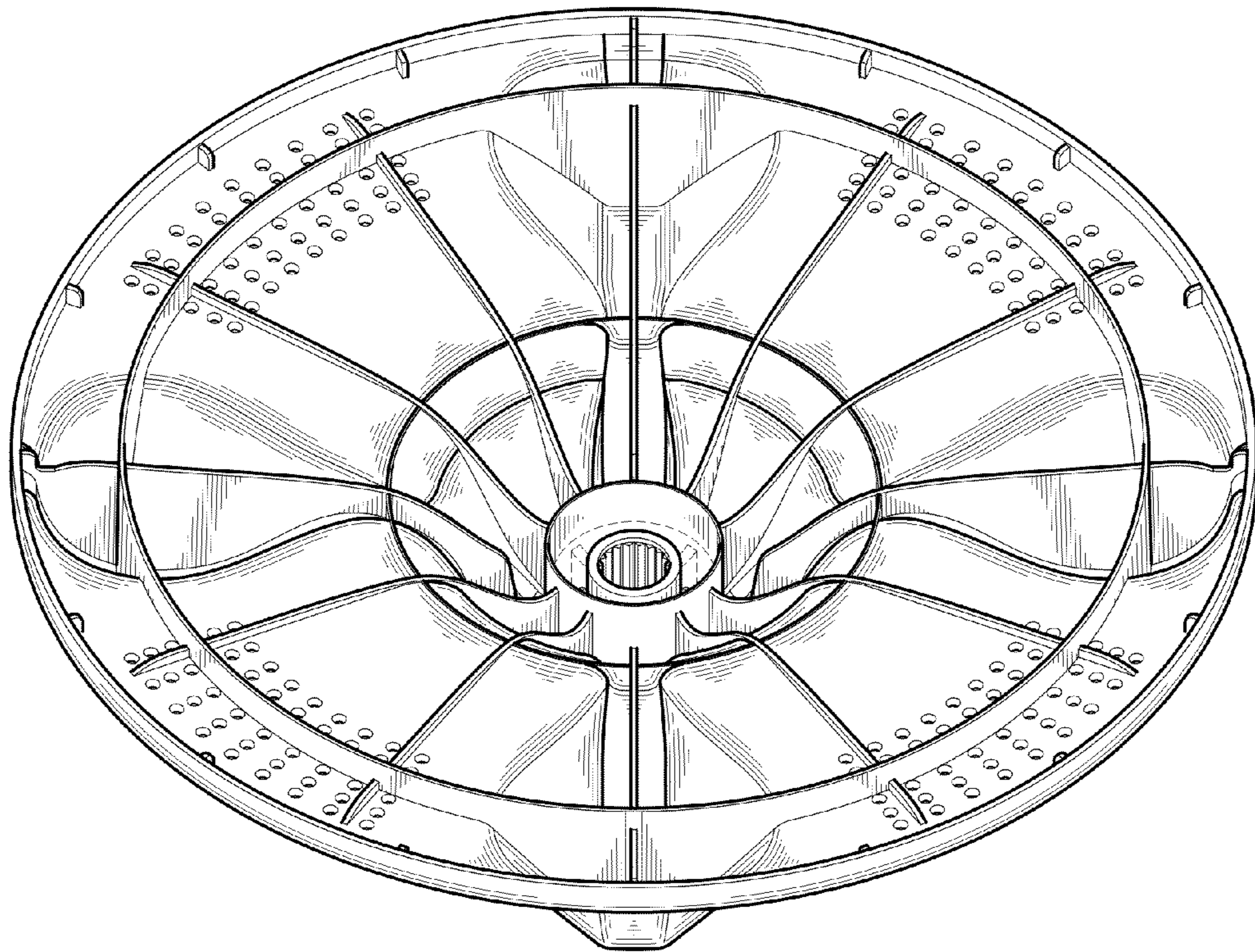


FIG.8