



US00D739099S

(12) **United States Design Patent**
Tatic et al.

(10) **Patent No.:** **US D739,099 S**
(45) **Date of Patent:** **** Sep. 15, 2015**

(54) **PRESSURE WASHER**

(71) Applicant: **Robert Bosch GmbH**, Stuttgart (DE)

(72) Inventors: **Aleksander Tatic**, Milan (IT);
Alessandro Cereda, Giussano (IT)

(73) Assignee: **Robert Bosch GmbH**, Stuttgart (DE)

(**) Term: **14 Years**

(21) Appl. No.: **29/452,022**

(22) Filed: **Apr. 11, 2013**

(30) **Foreign Application Priority Data**

Oct. 11, 2012 (EM) 002117325

(51) **LOC (10) Cl.** **15-05**

(52) **U.S. Cl.**
USPC **D32/15**

(58) **Field of Classification Search**
USPC D32/21, 15, 1, 31, 30; D3/217; D7/607,
D7/605, 306; 55/337; D23/225, 333, 15;
D15/89; 15/320, 327.1, 327.2, 327.6,
15/327.7, 328-329, 331, 344, 350-353,
15/361, 410-411

See application file for complete search history.

(56) **References Cited**

U.S. PATENT DOCUMENTS

D374,955 S *	10/1996	Umbach	D32/21
D375,403 S *	11/1996	Melk	D3/217
D434,609 S *	12/2000	Yu	D7/607
D463,717 S *	10/2002	Krieger	D7/605
D489,497 S *	5/2004	Cattaneo	D32/15
D490,196 S *	5/2004	Lanfredi	D32/15
D490,947 S *	6/2004	Cattaneo	D32/15
D518,607 S *	4/2006	Franzino	D32/1
D519,693 S *	4/2006	Ricker et al.	D32/15
D526,827 S *	8/2006	Allen et al.	D7/306
D527,503 S *	8/2006	Griffin et al.	D32/21

D551,814 S *	9/2007	Renner	D32/15
D567,458 S *	4/2008	Jiang	D32/15
D570,060 S *	5/2008	Renner et al.	D32/15

(Continued)

FOREIGN PATENT DOCUMENTS

CN 301846036 * 2/2012

OTHER PUBLICATIONS

Electric Pressure Washer, Announced Feb. 18, 2011, [Site Visited Dec. 31, 2014]<http://pressurewasherspro.com/electric-pressure-washer/electric-pressure-washer/>.*

(Continued)

Primary Examiner — Eric Goodman

Assistant Examiner — Luqman McNeil

(74) *Attorney, Agent, or Firm* — Maginot, Moore & Beck LLP

(57) **CLAIM**

The ornamental design for a pressure washer, as shown and described.

DESCRIPTION

FIG. 1 is a perspective view of a pressure washer showing our new design;

FIG. 2 is a right side elevational view showing the design for the pressure washer of FIG. 1;

FIG. 3 is a front elevational view showing the design for the pressure washer of FIG. 1;

FIG. 4 is a left side elevational view showing the design for the pressure washer of FIG. 1;

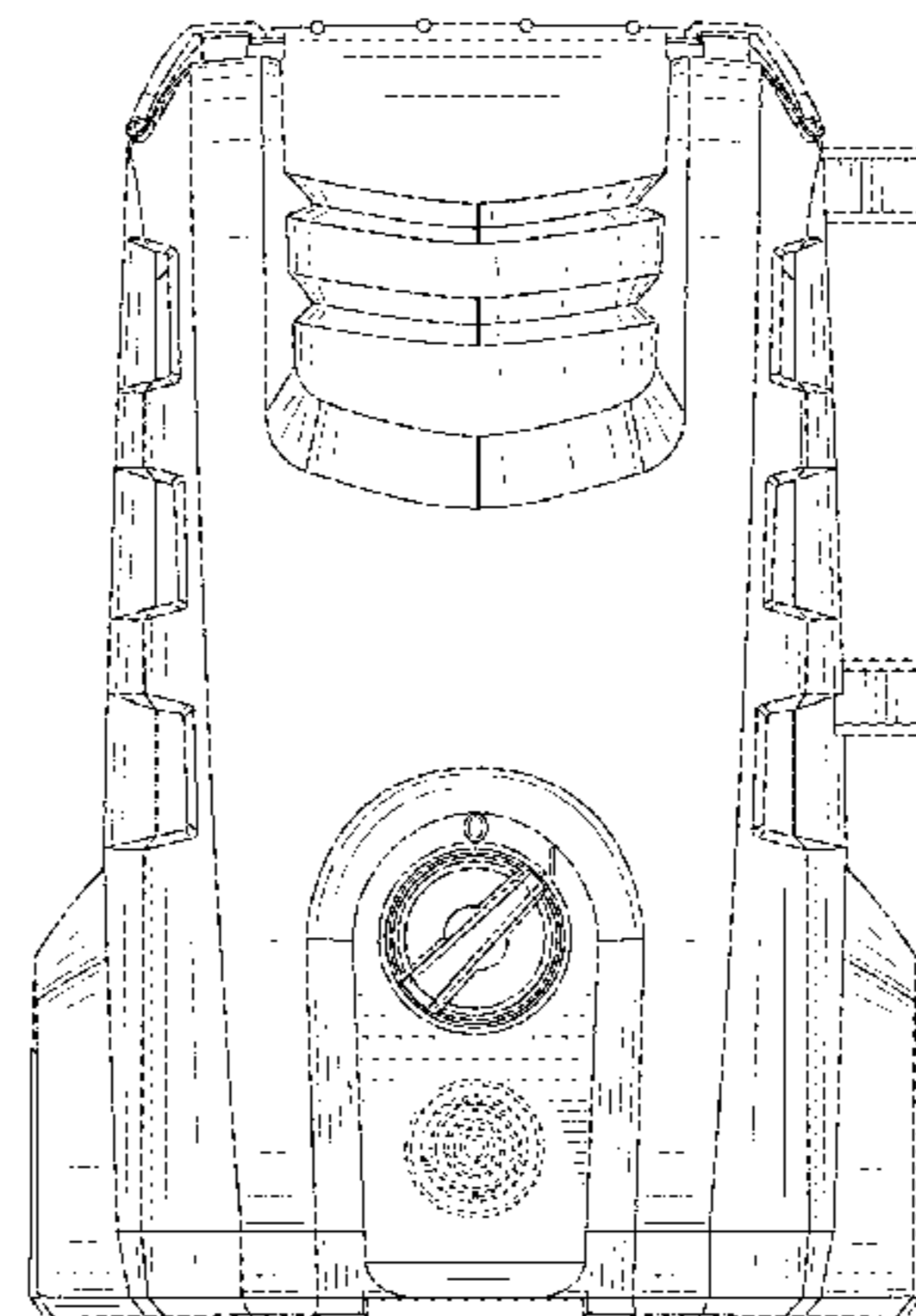
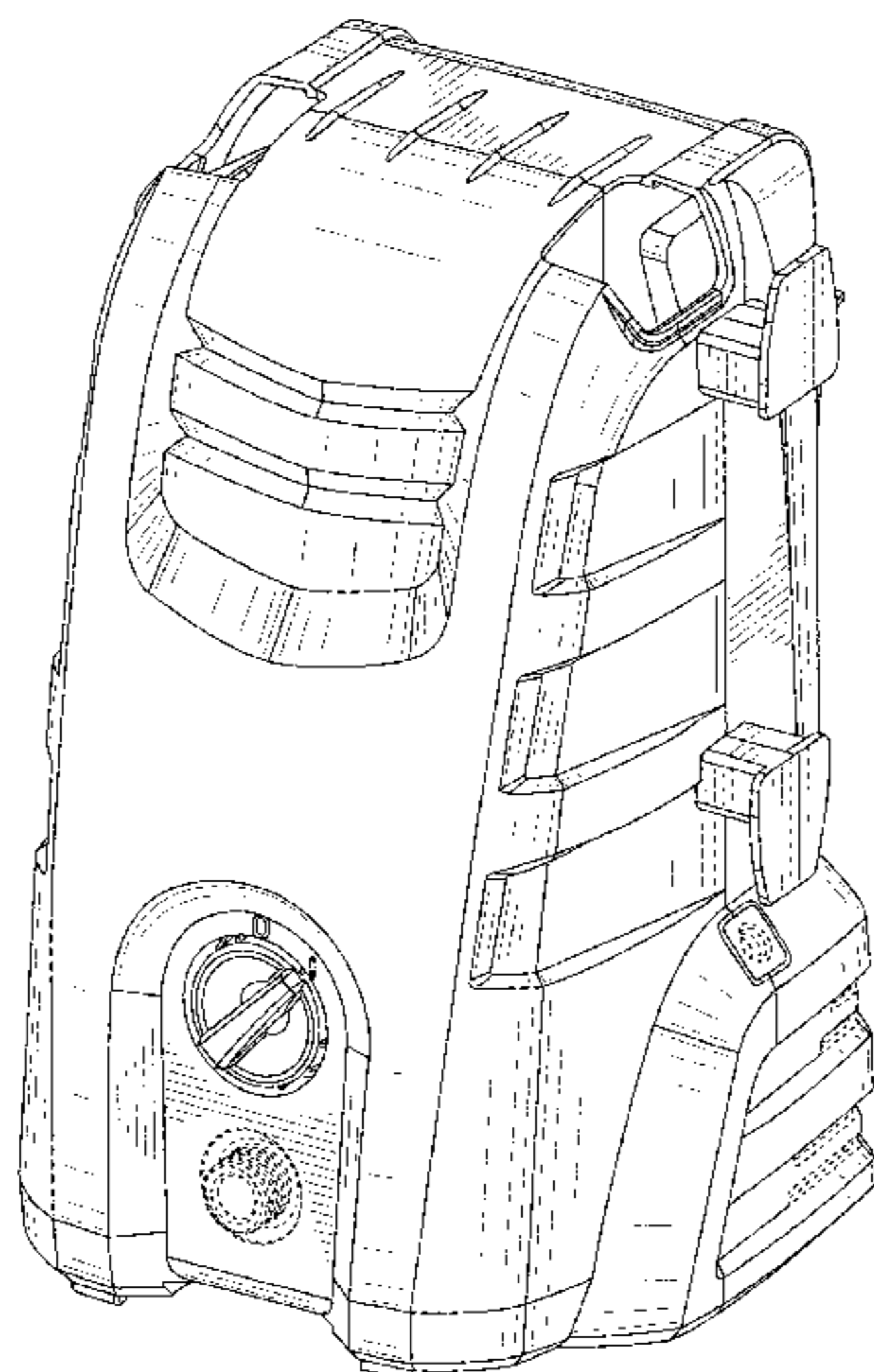
FIG. 5 is a rear elevational view showing the design for the pressure washer of FIG. 1;

FIG. 6 is a top elevational view showing the design for the pressure washer of FIG. 1; and,

FIG. 7 is a bottom elevational view showing the design for the pressure washer of FIG. 1.

The broken lines shown in the drawings illustrate portions of the pressure washer that form no part of the claimed design.

1 Claim, 7 Drawing Sheets



(56)

References Cited

U.S. PATENT DOCUMENTS

D571,512 S * 6/2008 Dammkoehler et al. D32/15
D576,703 S * 9/2008 Nathan et al. D23/225
D591,014 S * 4/2009 Li D32/15
D596,725 S * 7/2009 Gildersleeve D23/333
D611,130 S * 3/2010 Gildersleeve D23/333
D630,390 S * 1/2011 Meyer D32/15
D634,760 S * 3/2011 Fergot et al. D15/89
D638,263 S * 5/2011 Lavallee D7/605
D641,844 S * 7/2011 Kim et al. D23/333
D641,845 S * 7/2011 Breit et al. D23/333

D646,853 S * 10/2011 Alexander et al. D32/15
D647,256 S * 10/2011 Alexander et al. D32/15
D647,257 S * 10/2011 Alexander et al. D32/15
D649,308 S * 11/2011 Alexander et al. D32/15
2003/0159411 A1* 8/2003 Hansen et al. 55/337

OTHER PUBLICATIONS

High Pressure Washer, Announced Feb. 17, 2011, [Site visited Dec. 31, 2014]<http://pressurewasherspro.com/high-pressure-washers/high-pressure-washers/>.*

* cited by examiner

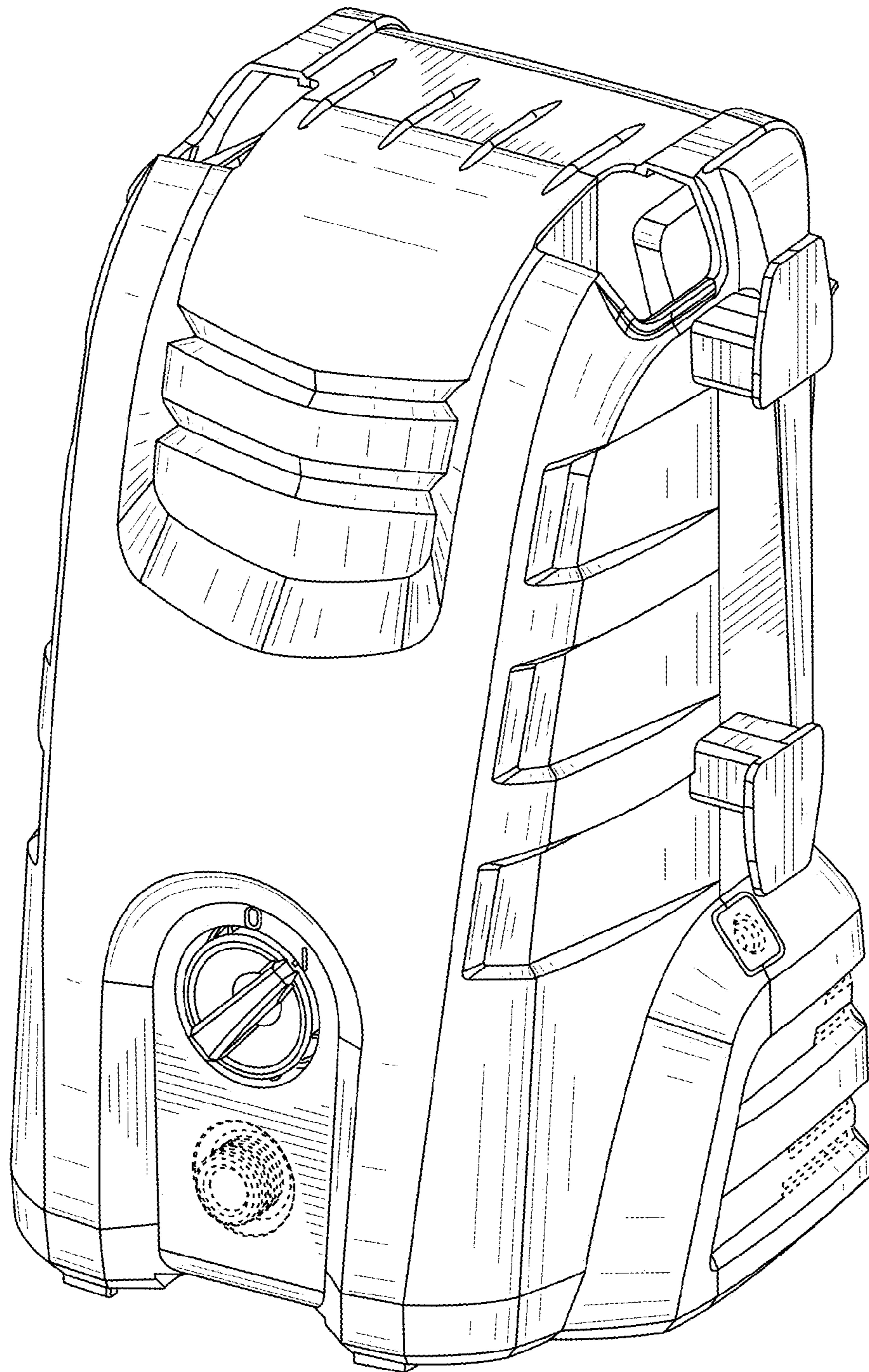


FIG. 1

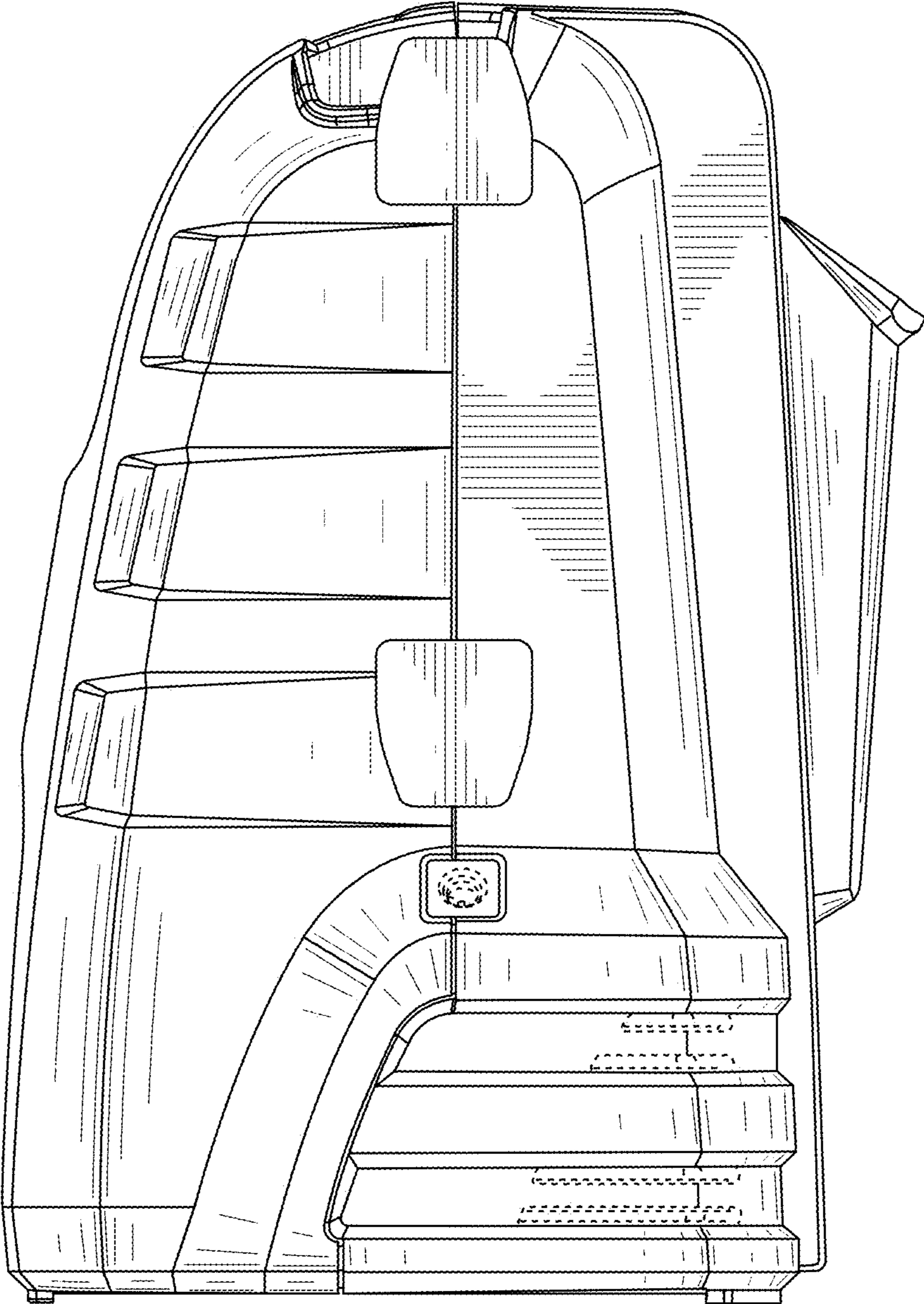


FIG. 2

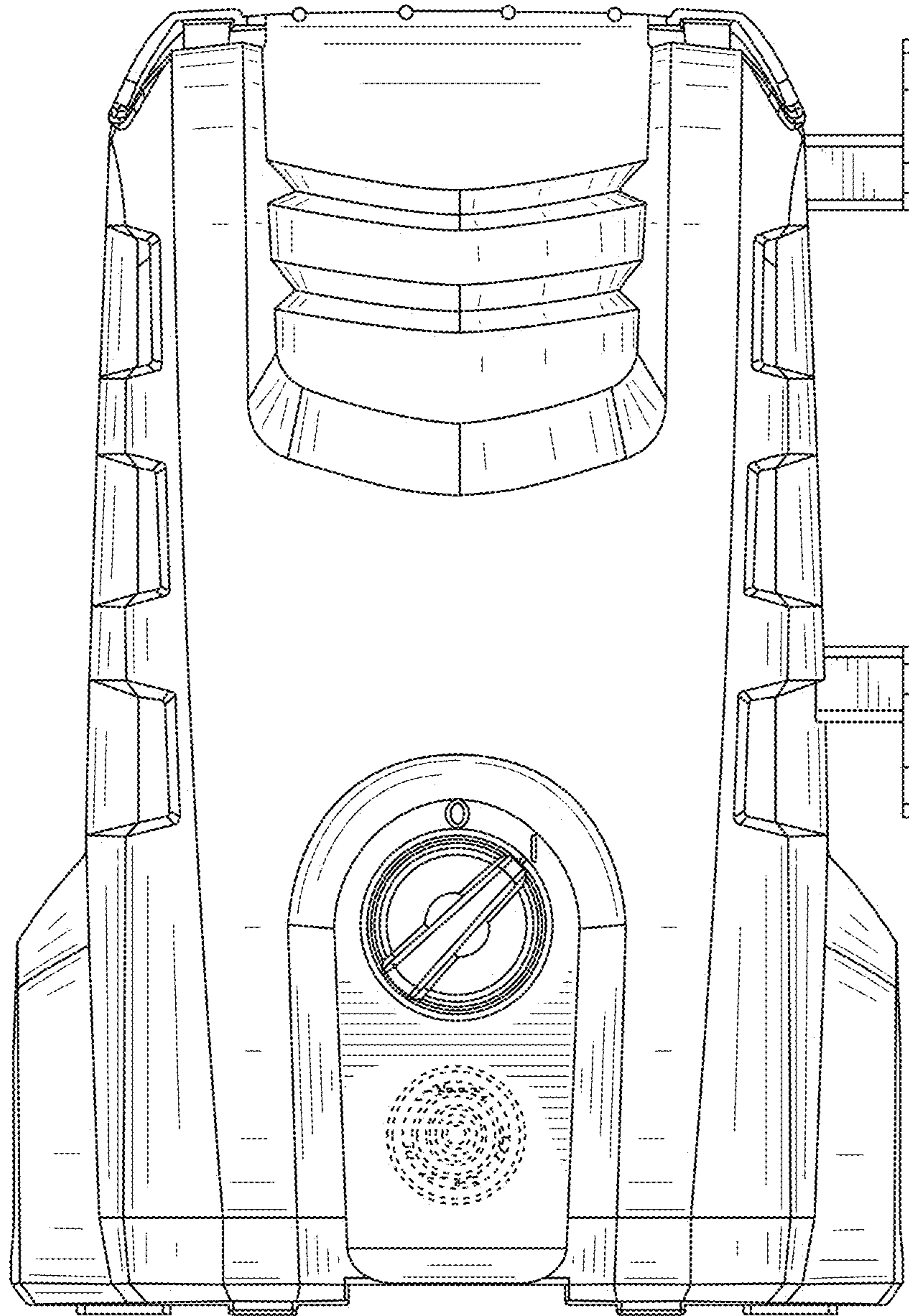


FIG. 3

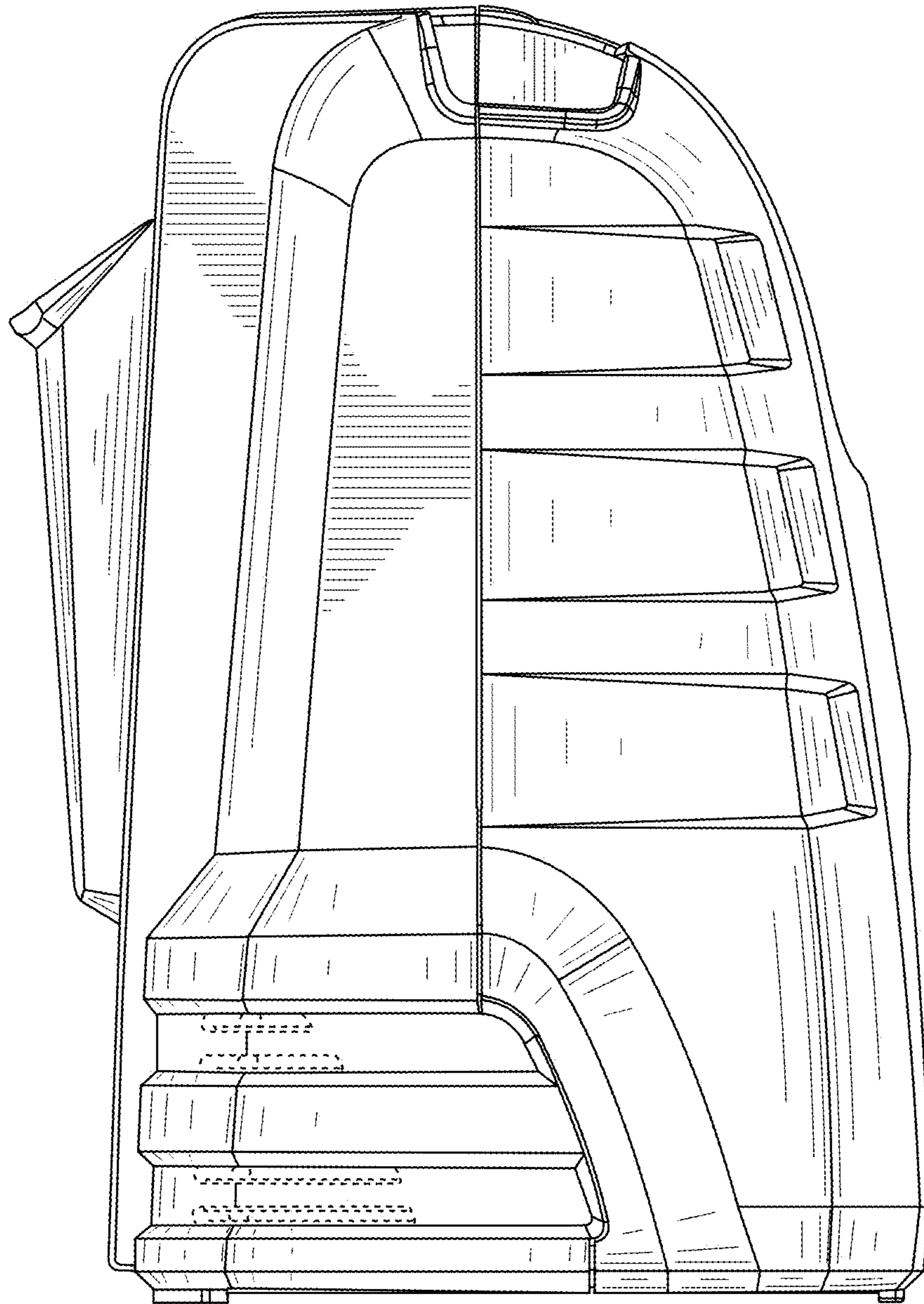


FIG. 4

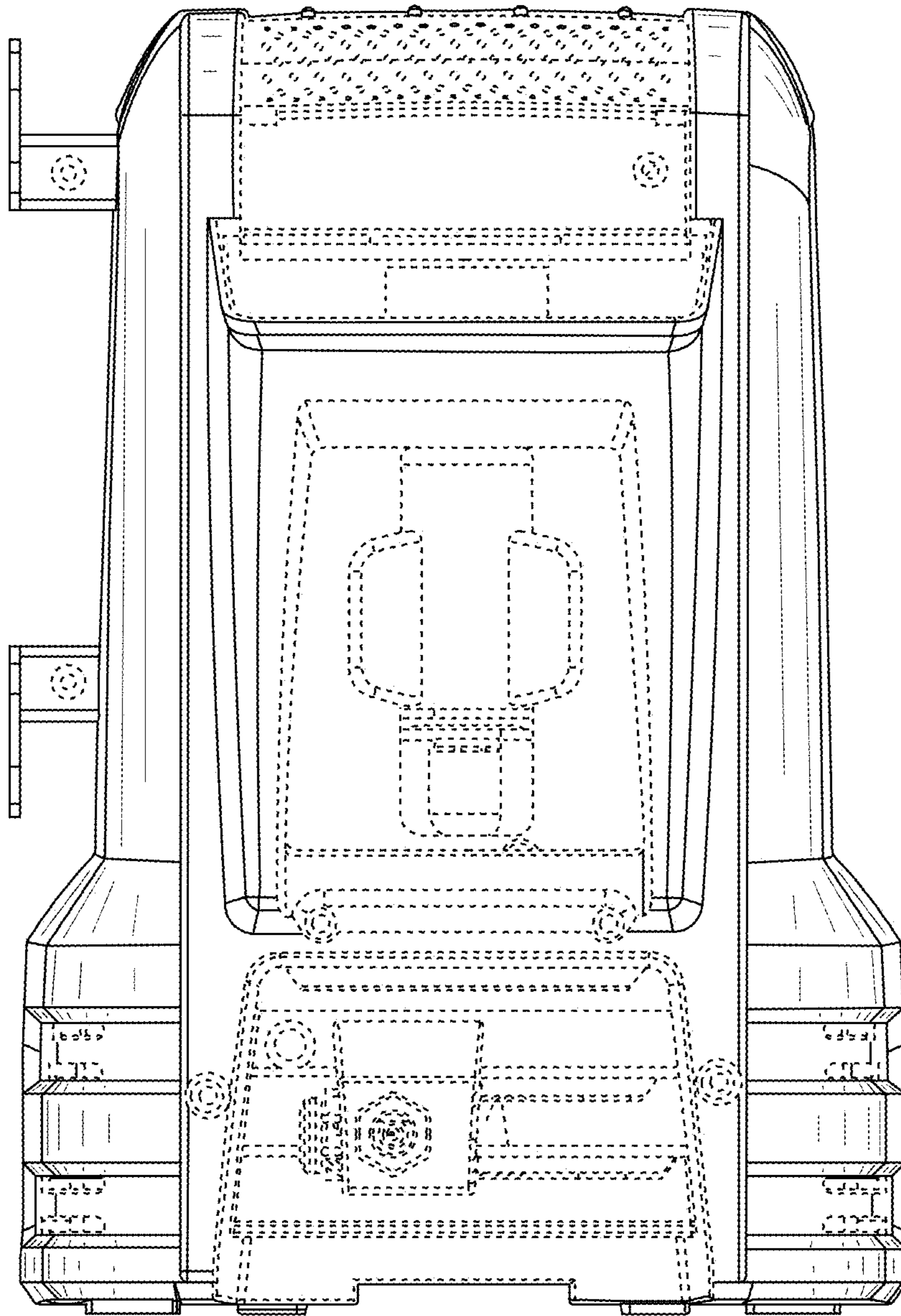


FIG. 5

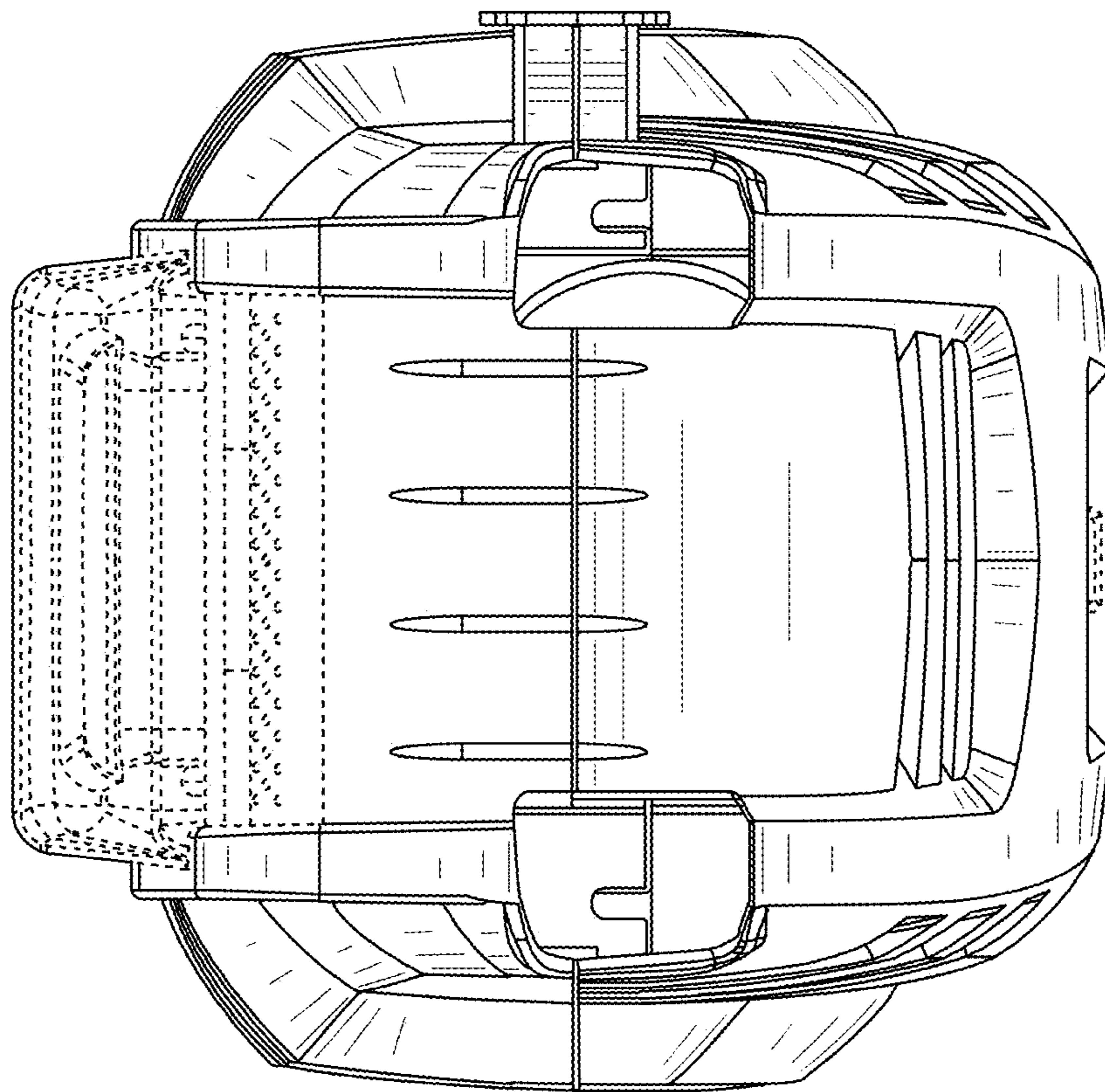


FIG. 6

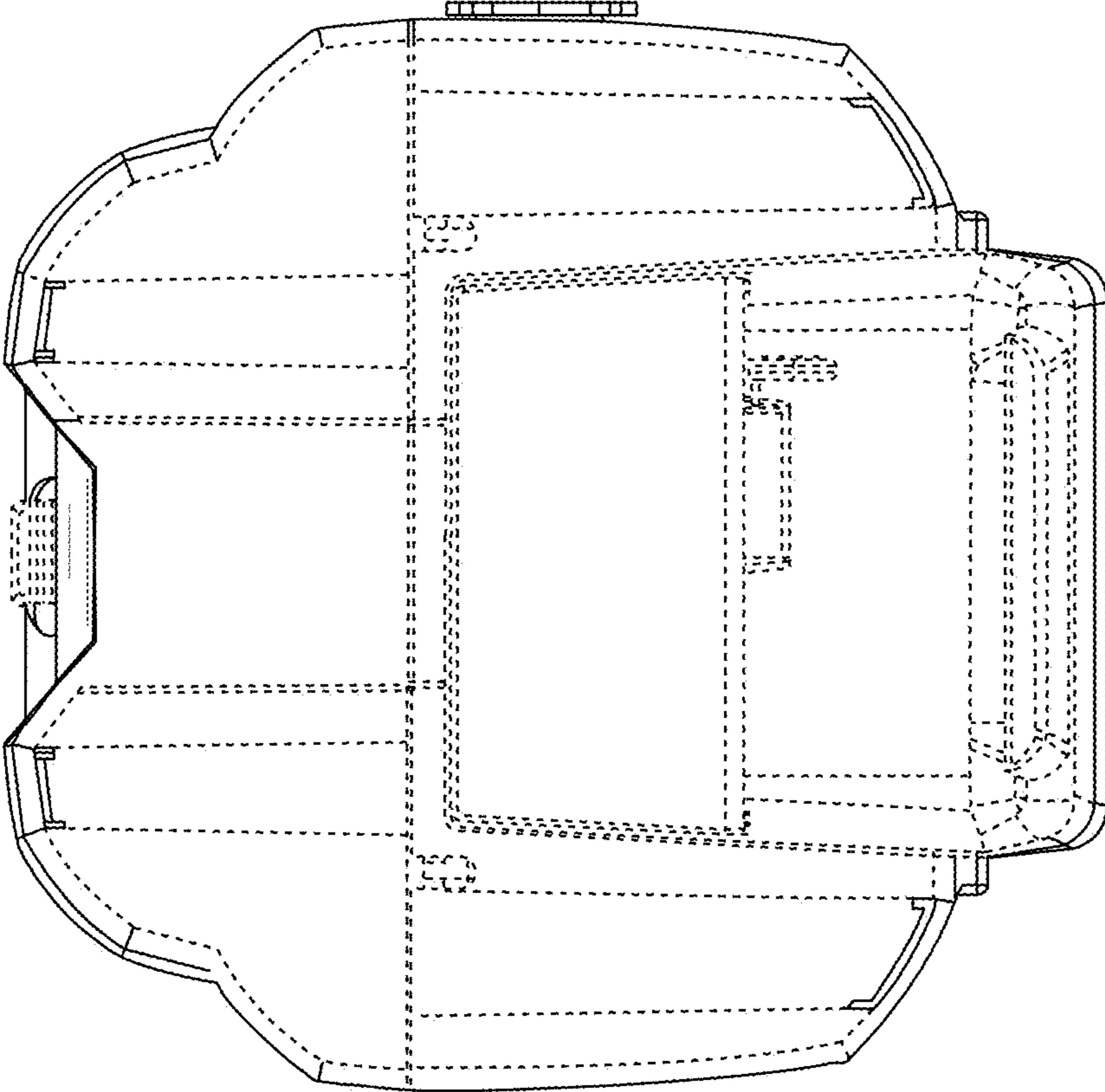


FIG. 7