



US00D739095S

(12) **United States Design Patent**
Shu et al.

(10) **Patent No.:** **US D739,095 S**

(45) **Date of Patent:** **** Sep. 15, 2015**

(54) **DRUM TYPE WASHING MACHINE**

(71) Applicants: **HAIER GROUP CORPORATION**,
ShanDong (CN); **QINGDAO HAIER**
DRUM WASHING MACHINE CO.,
LTD., ShanDong (CN)

(72) Inventors: **Hai Shu**, ShanDong (CN); **Wen Wei Li**,
ShanDong (CN); **Rong Shuai Cai**,
ShanDong (CN); **Jin Kai Wang**,
ShanDong (CN); **Bin Ding**, ShanDong
(CN); **Jian Ping Zhu**, ShanDong (CN);
Chun Hui Jiang, ShanDong (CN)

(73) Assignees: **HAIER GROUP CORPORATION**,
Shangdong (CN); **QINGDAO HAIER**
DRUM WASHING MACHINE CO.,
LTD., Shangdong (CN)

(**) Term: **14 Years**

(21) Appl. No.: **29/453,362**

(22) Filed: **Apr. 29, 2013**

(30) **Foreign Application Priority Data**

Apr. 12, 2013 (CN) 2013 3 0110910

(51) **LOC (10) Cl.** **15-05**

(52) **U.S. Cl.**
USPC **D32/6**

(58) **Field of Classification Search**
USPC D32/6, 1, 25-27, 5, 11; 68/132-136,
68/3 R, 7-9, 5 B, 12.01, 28, 13 R; 8/159;
34/134, 139

See application file for complete search history.

(56) **References Cited**

U.S. PATENT DOCUMENTS

D172,387 S * 6/1954 Geldhof D32/5
4,534,188 A * 8/1985 Fey 68/3 R
4,697,687 A * 10/1987 Wilson 194/344

D367,135 S * 2/1996 Jackovin et al. D32/5
6,978,556 B1 * 12/2005 Cornelious 34/596
D517,254 S * 3/2006 Geyer D32/5
D587,865 S * 3/2009 Cadamuro D32/5
D592,367 S * 5/2009 Crookshanks D32/25
7,624,600 B2 * 12/2009 Sunshine et al. 68/3 R

(Continued)

FOREIGN PATENT DOCUMENTS

JP D1179040 * 7/2003
JP D1347288 * 12/2008

OTHER PUBLICATIONS

Speed Queen brochure, copyright 2007, [online], [site visited Jan. 20,
2015], <<https://www.stardistributing.com/brochures/am07-214.pdf>>.*

(Continued)

Primary Examiner — John Windmuller

Assistant Examiner — John R Yeh

(74) *Attorney, Agent, or Firm* — Guice Patents PLLC

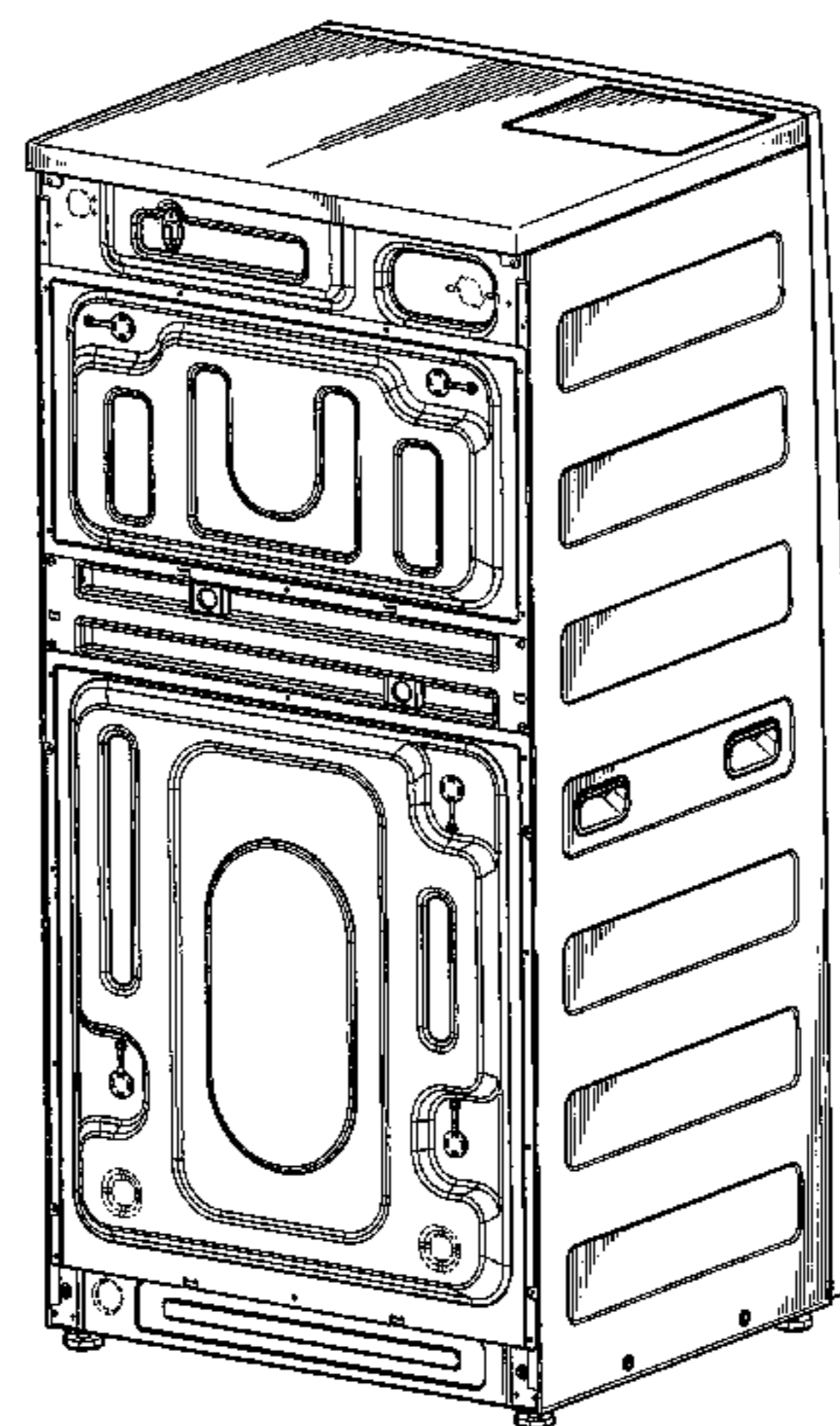
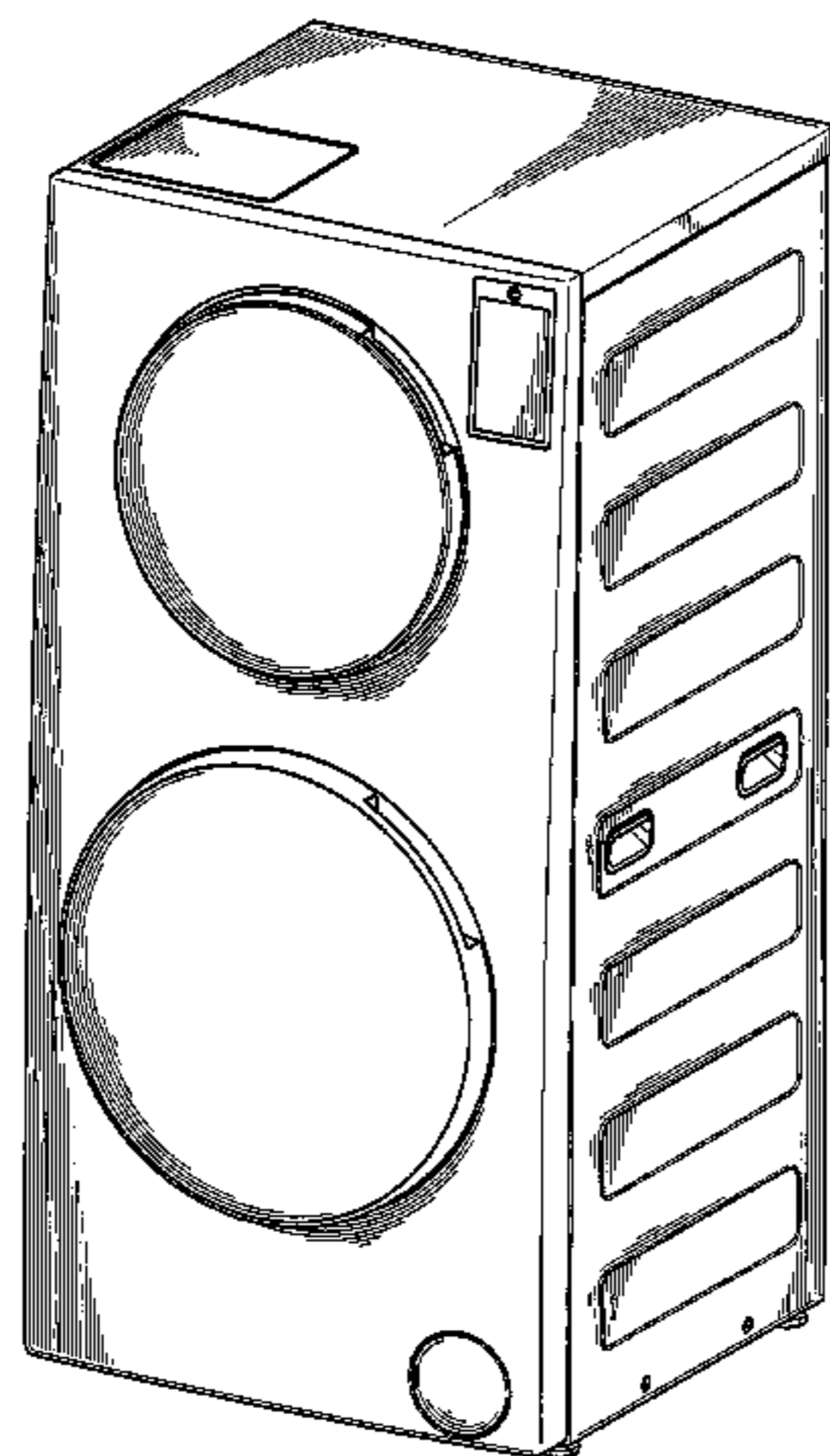
(57) **CLAIM**

The ornamental design for a drum type washing machine, as shown and described.

DESCRIPTION

FIG. 1 is a perspective view showing my new design for a drum type washing machine;
FIG. 2 is a front view thereof;
FIG. 3 is a rear view thereof;
FIG. 4 is a left view thereof;
FIG. 5 is a right view thereof;
FIG. 6 is a top view thereof;
FIG. 7 is a bottom view thereof; and,
FIG. 8 is another perspective view showing my new design for a drum type washing machine.
The broken lines are included for the purpose of illustrating portions of the structure that form no part of the claim.

1 Claim, 8 Drawing Sheets



(56)

References Cited

U.S. PATENT DOCUMENTS

7,685,848	B2 *	3/2010	Jeong et al.	68/3 R
D616,163	S *	5/2010	Nam et al.	D32/25
D622,916	S *	8/2010	Lee	D32/6
D640,020	S *	6/2011	Helot et al.	D32/5
2007/0119216	A1 *	5/2007	Jeong et al.	68/3 R
2007/0169519	A1 *	7/2007	Hershey et al.	68/3 R
2010/0287712	A1 *	11/2010	Pyo et al.	8/159
2011/0041560	A1 *	2/2011	Lee et al.	68/9
2011/0252835	A1 *	10/2011	Beihoff et al.	68/13 R
2012/0103028	A1 *	5/2012	Lee et al.	68/17 R

OTHER PUBLICATIONS

Maytag Commercial Laundry INstallation Instructions, print date Jun. 2012, [online], site visited Jan. 20, 2015, <<http://www.manualslib.com/manual/643445/Maytag-Mle20pd.html>>.*

Speed Queen ATG50 27" Laundry Center Washer/Gas Dryer, review date Jun. 11, 2012, online, site visited Jan. 20, 2015, <https://www.google.com/...AE6my3mn-cBdl-85mVpxVUZkioWgqmQ8kMhNYDHJYX-HxLM89FC_FXsj4usTVWHOPLaHFXil3C2rR93th6i7fRIZAFPVH70Fg98-w29faAIHGGPq_CbJKSEo39w>.*

* cited by examiner

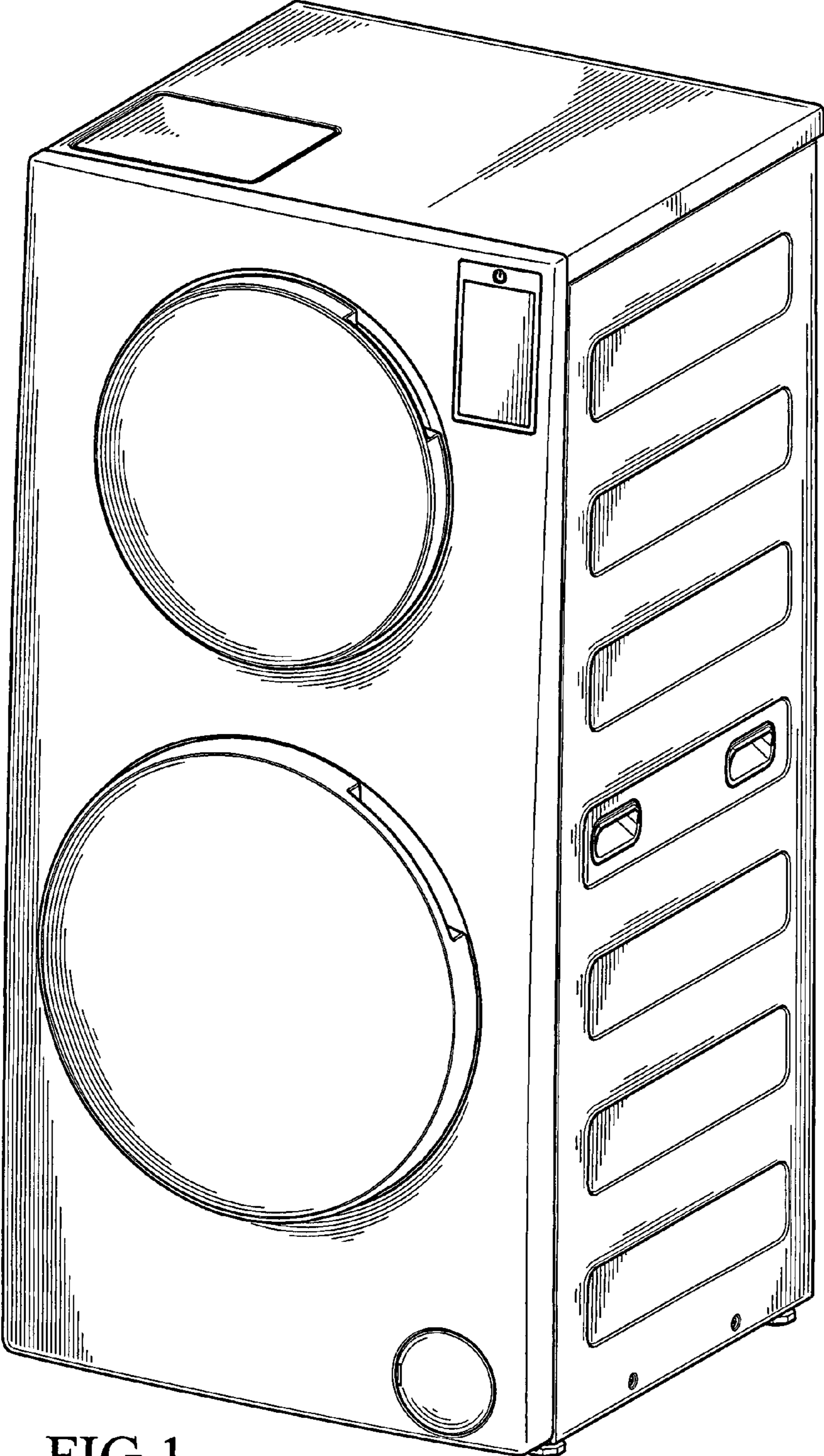


FIG.1

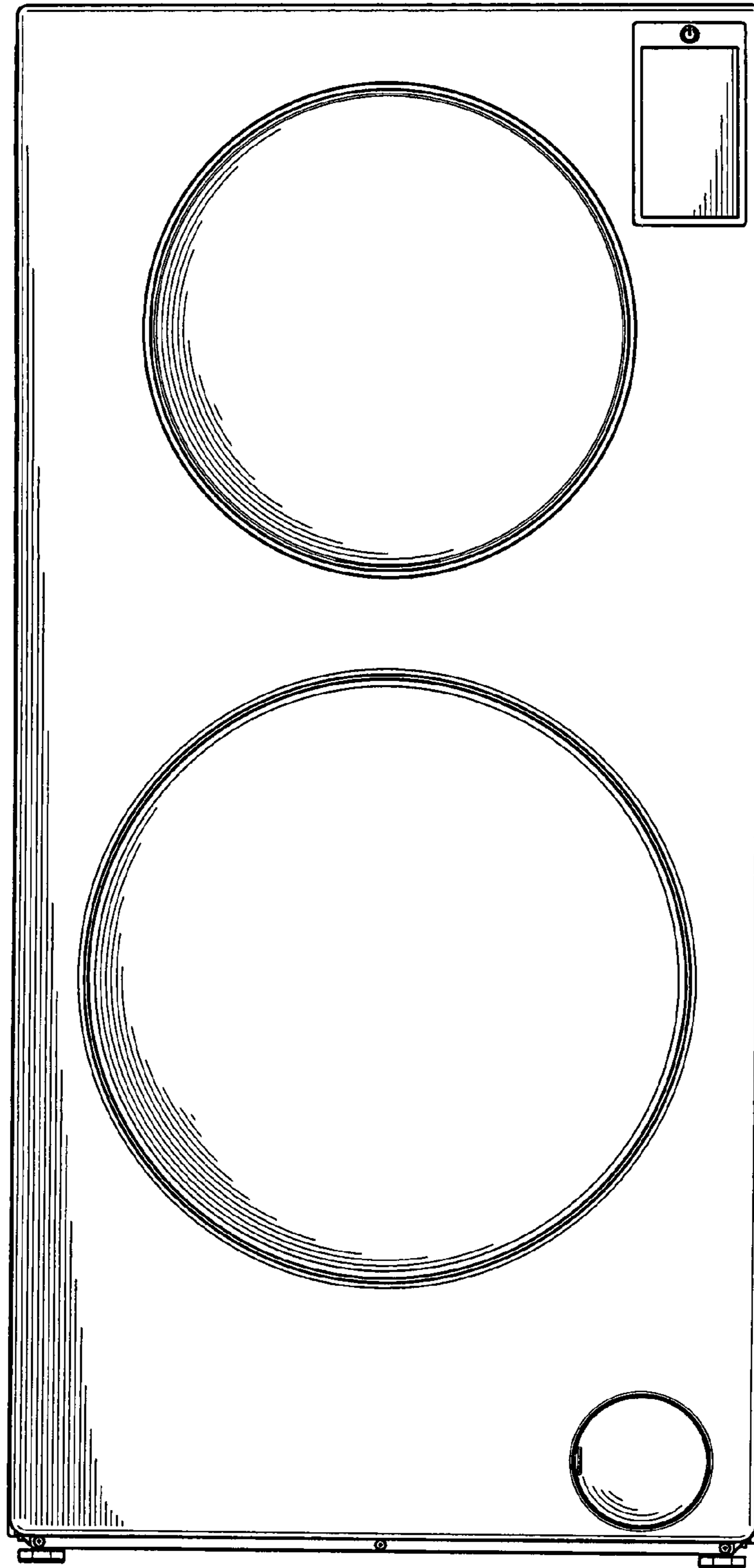


FIG.2

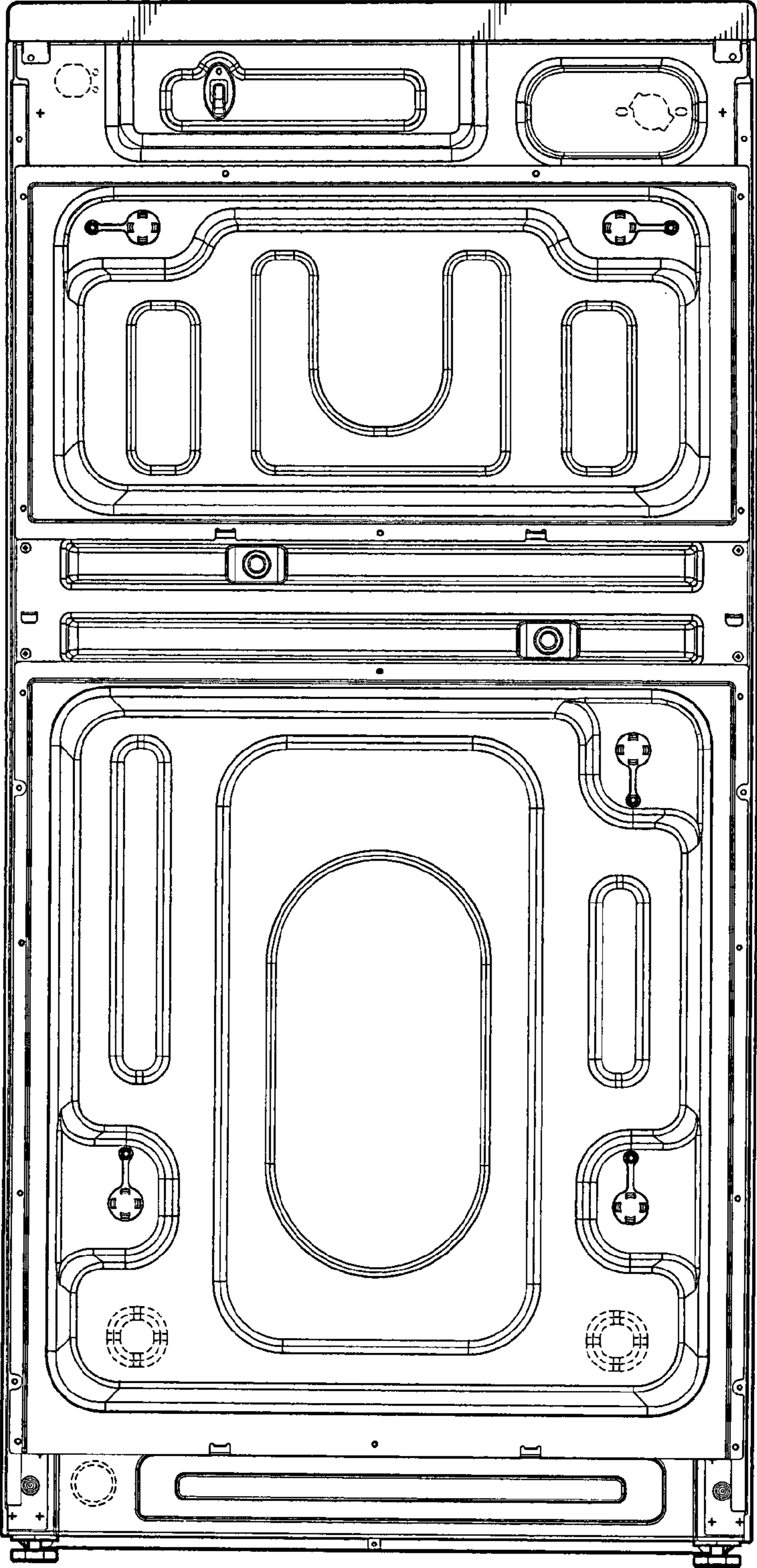


FIG.3

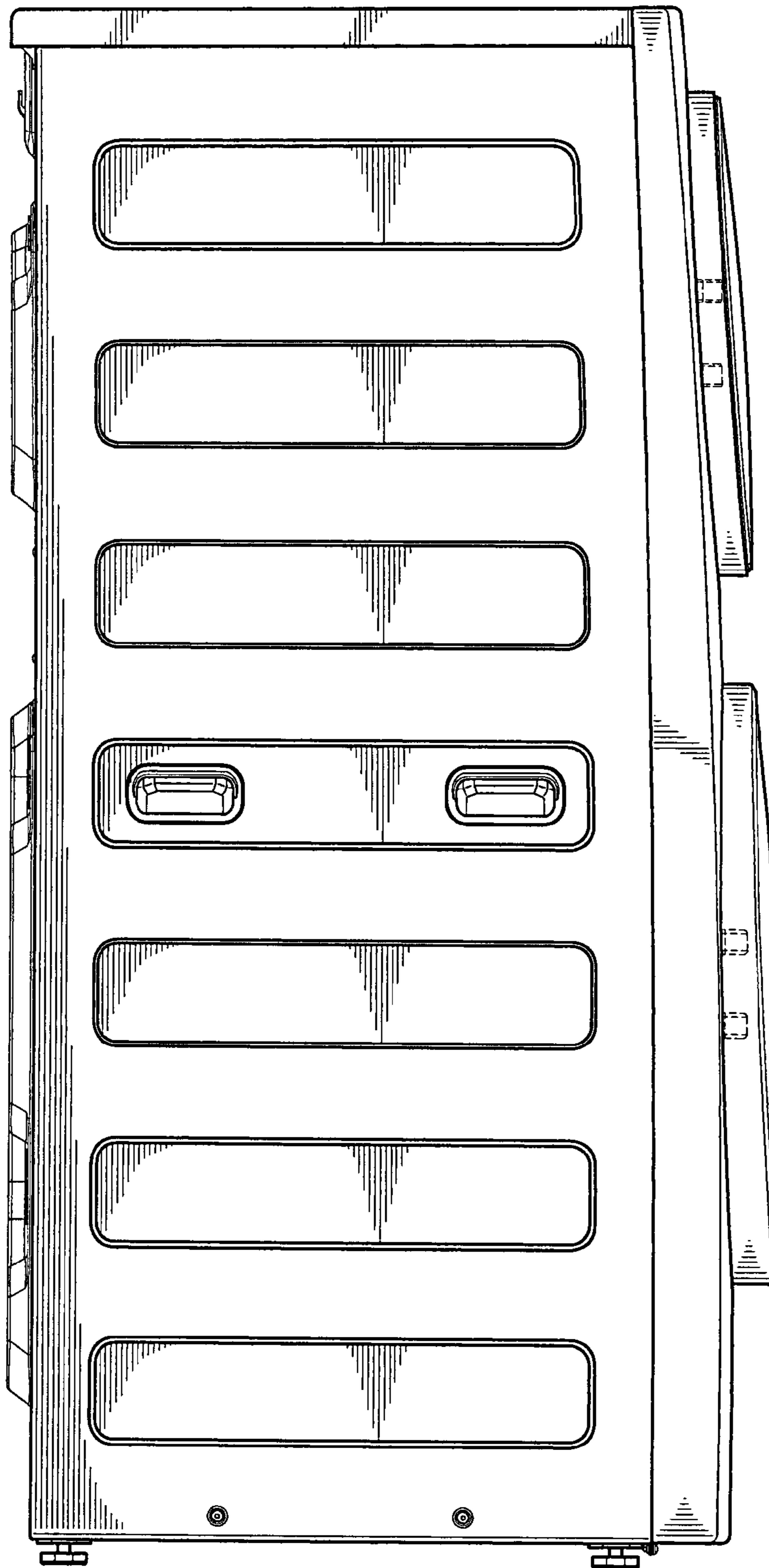


FIG.4

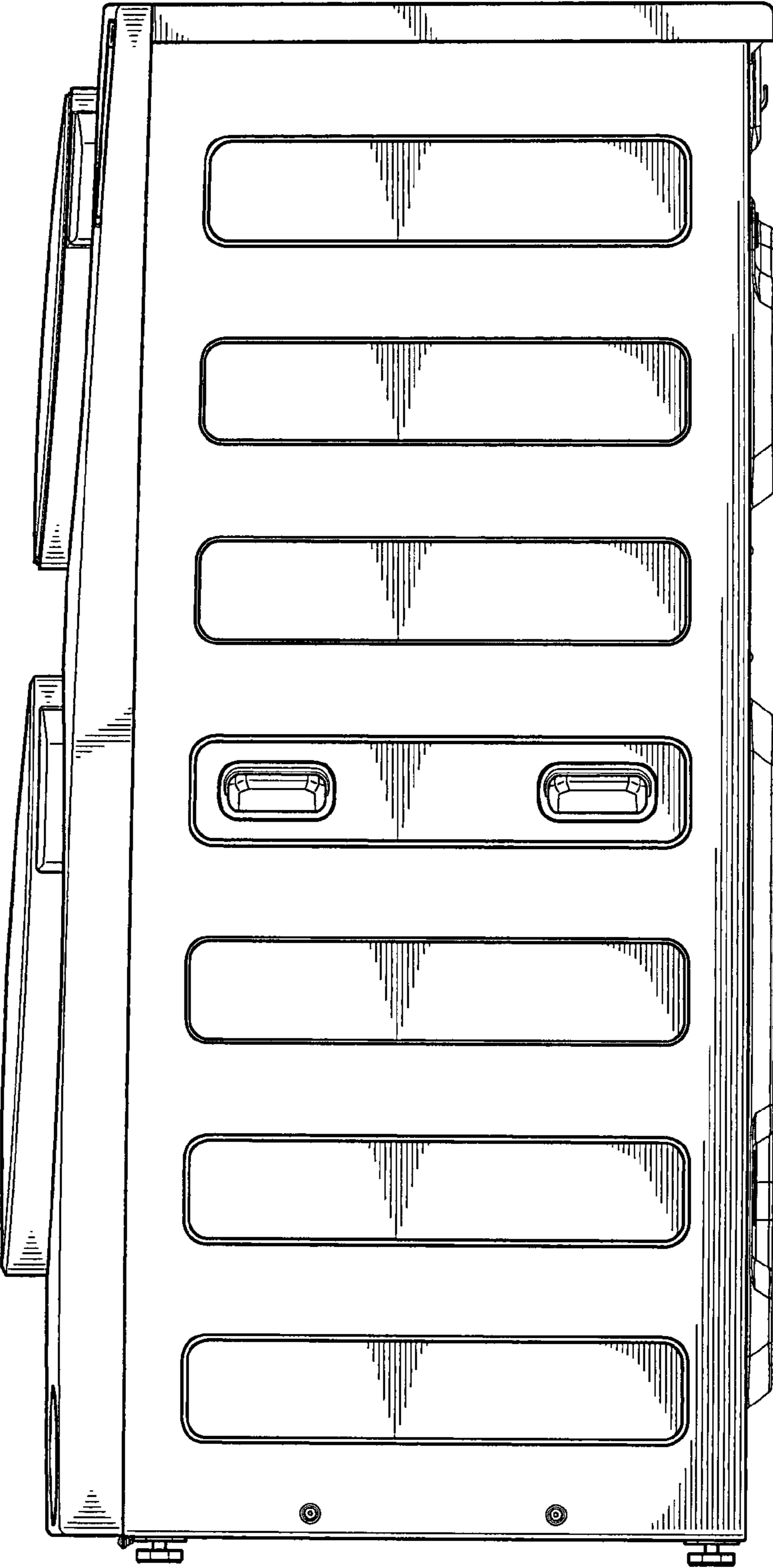


FIG.5




FIG.6

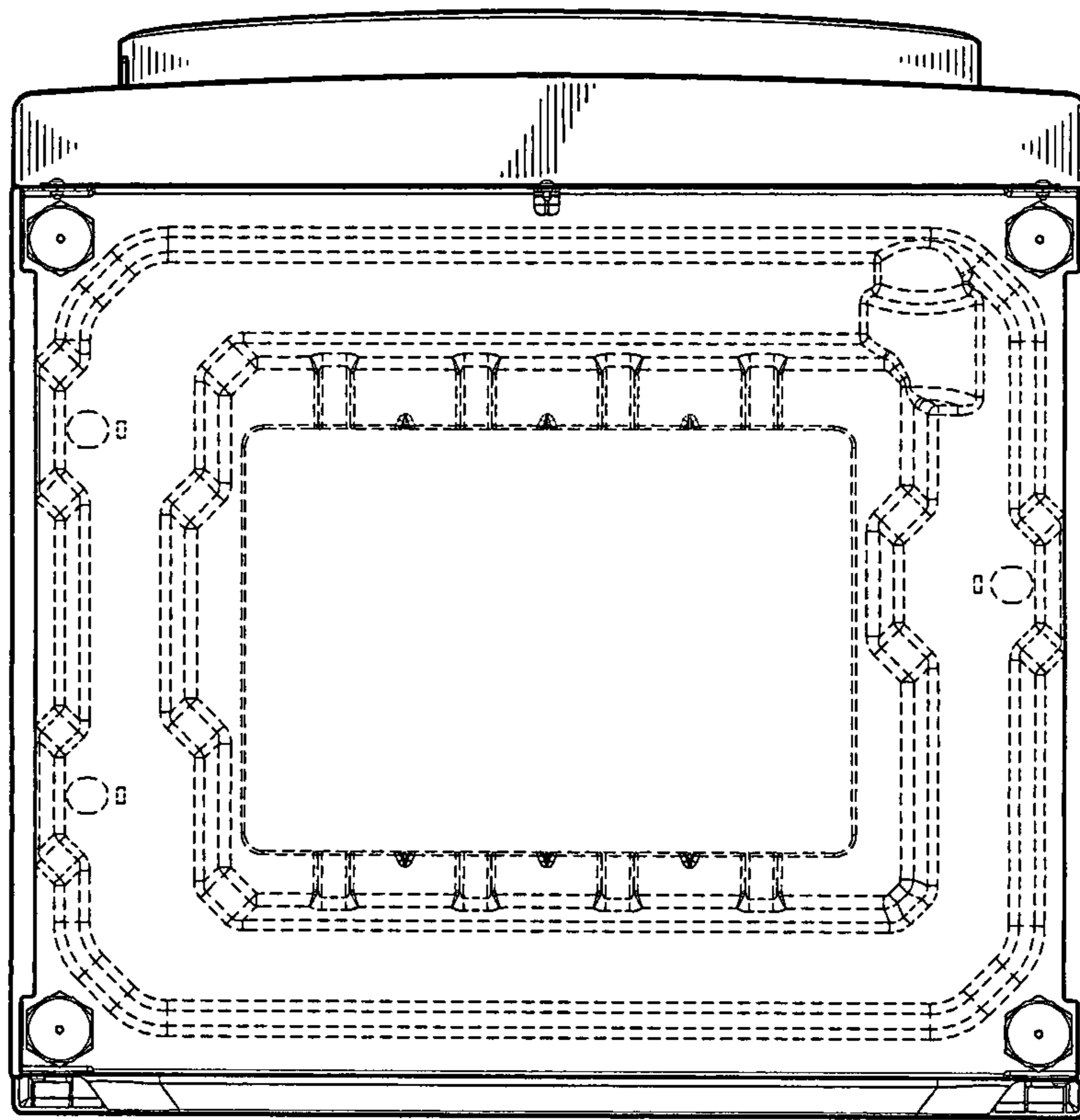


FIG.7

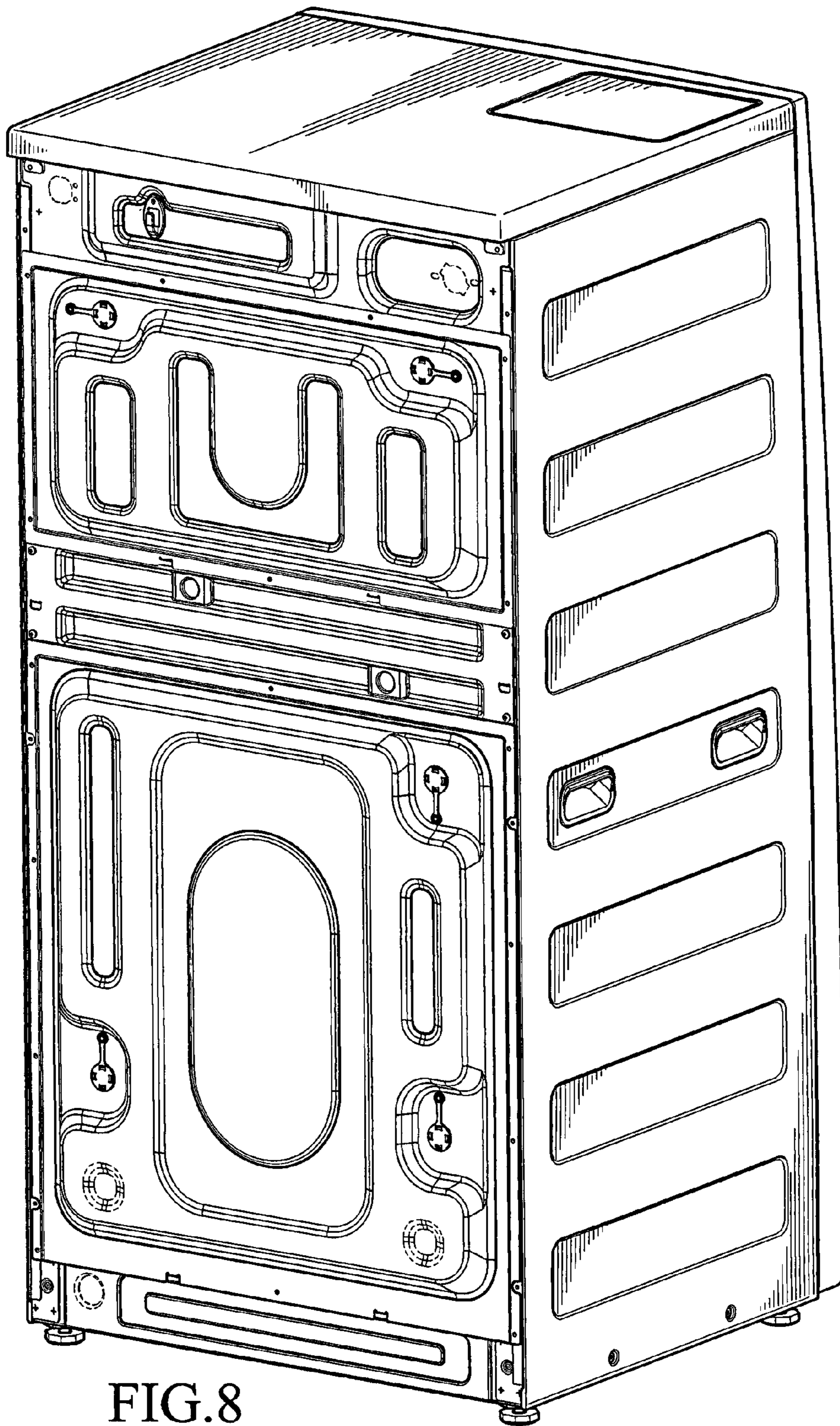


FIG. 8