



US00D739091S

(12) **United States Design Patent**
Banks

(10) **Patent No.:** **US D739,091 S**

(45) **Date of Patent:** **** Sep. 15, 2015**

- (54) **STUMP WATERING TANK**
- (71) Applicant: **Banks Outdoors Corporation**, Cannon Falls, MN (US)
- (72) Inventor: **Robert S. Banks**, Cannon Falls, MN (US)
- (73) Assignee: **Banks Outdoors Corporation**, Cannon Falls, MN (US)
- (**) Term: **14 Years**
- (21) Appl. No.: **29/512,006**

5,272,829	A *	12/1993	Roberts et al.	43/4
D350,399	S *	9/1994	Bodrie	D25/16
5,371,966	A *	12/1994	Hall	43/1
D366,736	S *	1/1996	Northrop et al.	D30/112
D383,571	S *	9/1997	Frodsham	D30/132
5,791,293	A *	8/1998	Northrop et al.	119/498
5,819,687	A *	10/1998	Lister	119/52.1
D457,786	S *	5/2002	Wrob	D7/606
D471,335	S *	3/2003	Long	D34/4
6,758,162	B1 *	7/2004	Van Heygen	119/51.01
D530,027	S *	10/2006	Yu	D25/103
D547,469	S *	7/2007	Flores	D26/9
7,318,461	B2 *	1/2008	Zeller	141/284
D583,452	S *	12/2008	Aloe et al.	D23/366
D620,576	S *	7/2010	Jorgensen	D23/366
D620,577	S *	7/2010	Hsiao	D23/366

(Continued)

- (22) Filed: **Dec. 16, 2014**
- (51) **LOC (10) Cl.** **30-03**
- (52) **U.S. Cl.**
USPC **D30/121**; D30/132; D30/133
- (58) **Field of Classification Search**
USPC D30/121-133; 119/51.01-75, 500, 501;
239/7, 687, 379, 397.5; 222/199,
222/181.1, 181.2, 185.1, 557, 156,
222/485-555; 220/200, 227, 247, 262;
221/174, 185.1, 289, 295, 296, 559;
454/35; 209/270, 283, 244; 52/192,
52/194; 49/279, 344, 357; D34/28
CPC A01K 5/00-5/0291; A01K 7/00-7/06;
A01K 39/00-39/06
See application file for complete search history.

Primary Examiner — Susan Moon Lee

(74) *Attorney, Agent, or Firm* — Haugen Law Firm PLLP

(57) **CLAIM**

The ornamental design for a stump watering tank, as shown and described.

DESCRIPTION

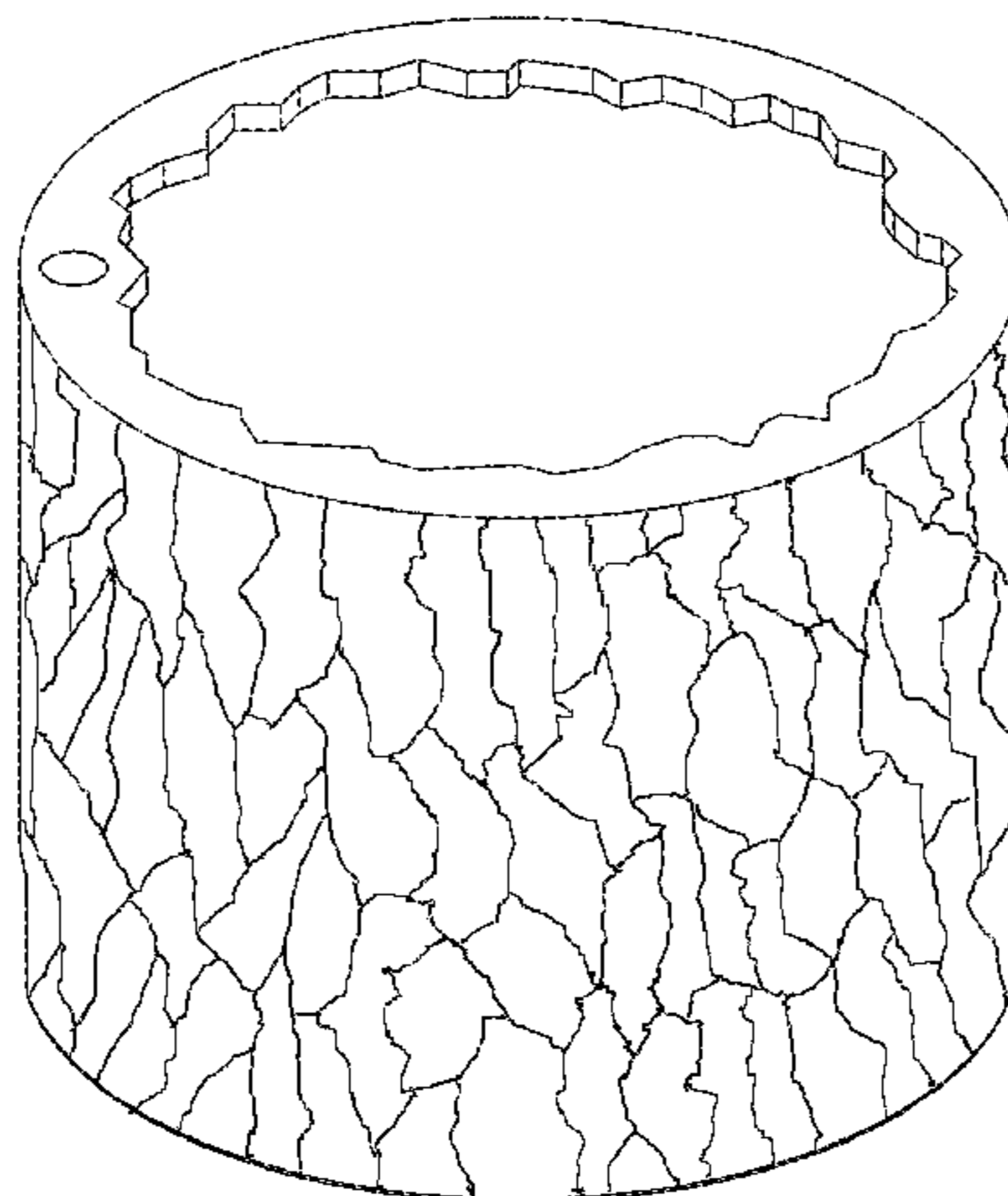
FIG. 1 is a front top perspective view of the stump watering tank of the present invention;
 FIG. 2 is a bottom back perspective view of the stump watering tank of the present invention;
 FIG. 3 is a top plan view of the stump watering tank of the present invention;
 FIG. 4 is a left side view of the stump watering tank of the present invention;
 FIG. 5 is a right side view of the stump watering tank of the present invention;
 FIG. 6 is a front view of the stump watering tank of the present invention;
 FIG. 7 is a back view of the stump watering tank of the present invention; and,
 FIG. 8 is a bottom plan view of the stump watering tank of the present invention.

(56) **References Cited**

U.S. PATENT DOCUMENTS

767,175	A *	8/1904	Sibole	47/72
2,159,302	A *	5/1939	Rab et al.	47/72
D179,842	S *	3/1957	Flynn	D30/123
2,992,503	A *	7/1961	Webb	43/1
3,109,252	A *	11/1963	Schellenberg	40/554
D259,763	S *	7/1981	Dickinson	D34/4
4,357,752	A *	11/1982	Goodwin, Jr.	30/122
D327,922	S *	7/1992	Terrazas et al.	D21/507
5,241,772	A *	9/1993	Hall	43/1

1 Claim, 8 Drawing Sheets



(56)

References Cited

U.S. PATENT DOCUMENTS

D635,318 S *	3/2011	Zwade	D34/4	D658,792 S *	5/2012	Baraky et al.	D26/22
D642,699 S *	8/2011	Hunter et al.	D25/7	D664,402 S *	7/2012	Blakeman	D7/606
D642,700 S *	8/2011	Hunter et al.	D25/7	D665,108 S *	8/2012	Rein	D26/10
D645,606 S *	9/2011	Chen	D26/130	8,578,890 B1 *	11/2013	Haaf	119/706
D645,607 S *	9/2011	Chen	D26/130	D704,385 S *	5/2014	Hoofman	D30/121
D645,608 S *	9/2011	Chen	D26/131	D706,915 S *	6/2014	Suzuki	D23/366
D650,122 S *	12/2011	Chen	D26/130	D713,734 S *	9/2014	Pereira	D9/660
D650,123 S *	12/2011	Chen	D26/130	D716,433 S *	10/2014	Milon et al.	D23/366
D650,124 S *	12/2011	Chen	D26/131	D723,748 S *	3/2015	Rogillio	D30/121
D650,125 S *	12/2011	Chen	D26/131	8,978,999 B2 *	3/2015	Lesniak et al.	239/57
D651,861 S *	1/2012	Thomason et al.	D7/606	D729,424 S *	5/2015	Li	D26/26
D652,343 S *	1/2012	Hunter et al.	D11/149	D729,923 S *	5/2015	Chou	D23/366
D653,156 S *	1/2012	Phelps et al.	D11/143	2005/0028854 A1 *	2/2005	Erickson et al.	135/97
8,109,239 B1 *	2/2012	Smestad et al.	119/707	2008/0023055 A1 *	1/2008	Krampitz	135/117
					2008/0074875 A1 *	3/2008	Jensen et al.	362/240
					2012/0298063 A1 *	11/2012	Schieszl	123/184.21
					2014/0209138 A1 *	7/2014	Thomason	135/117

* cited by examiner

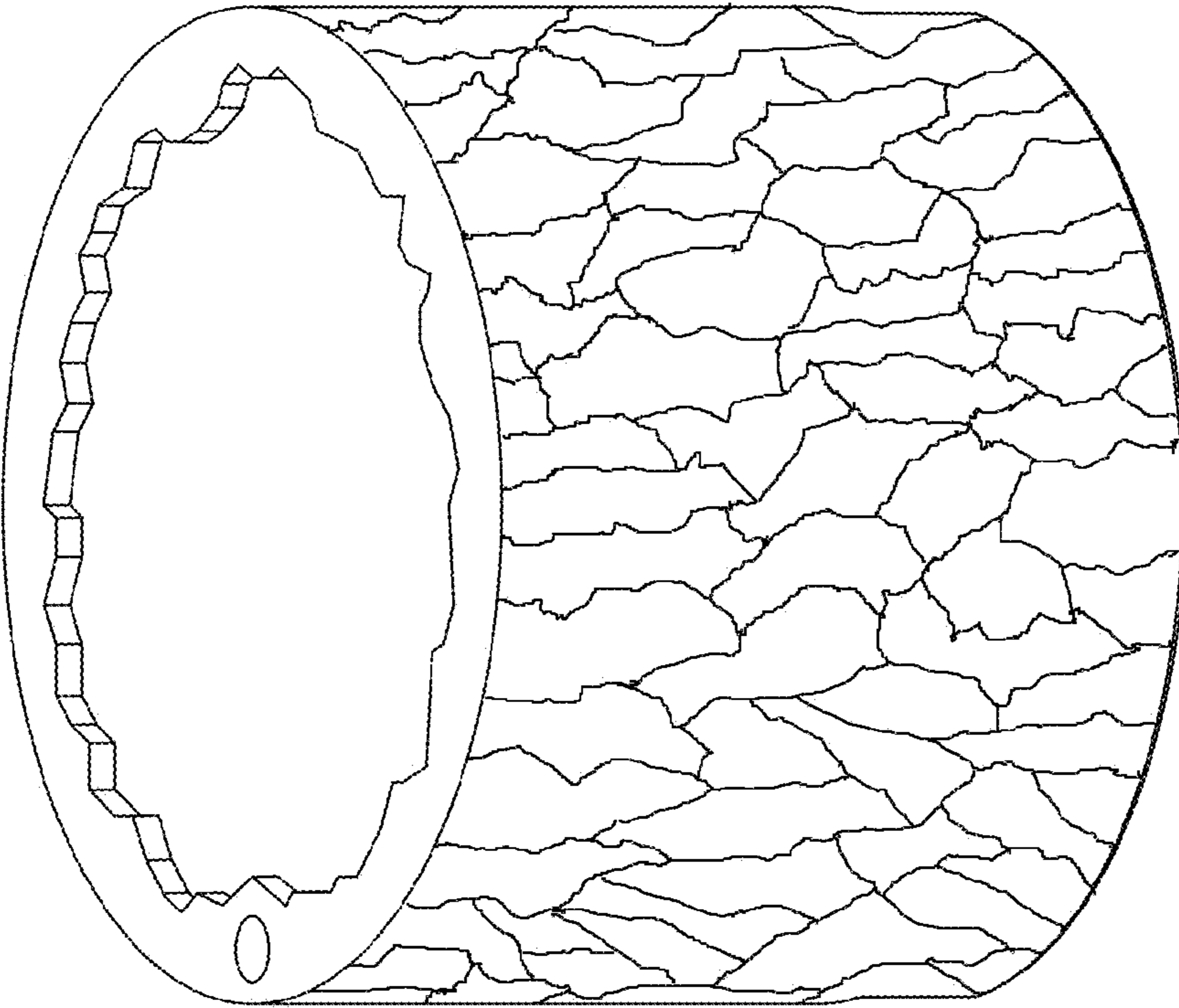


FIG. 1

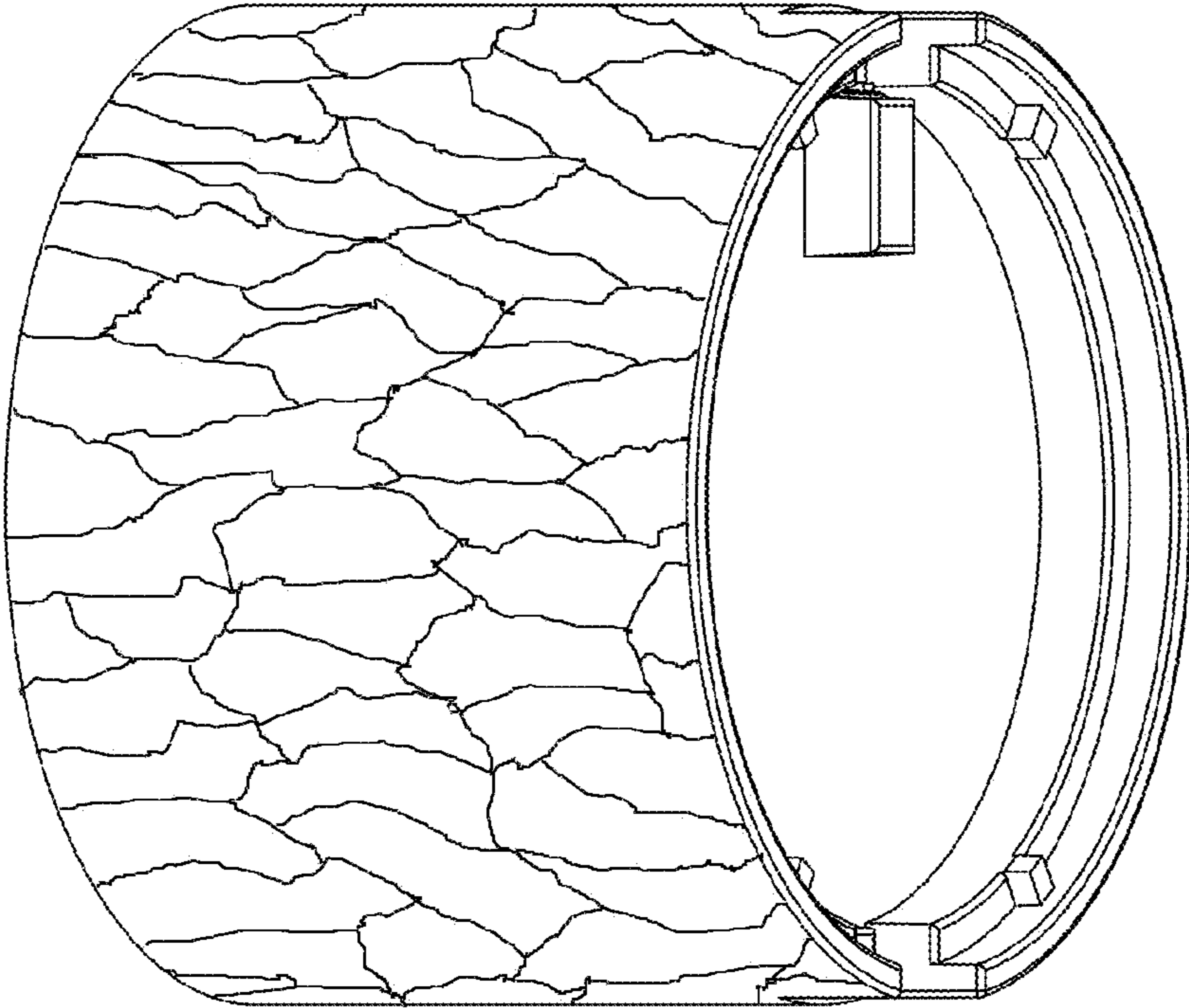


FIG. 2

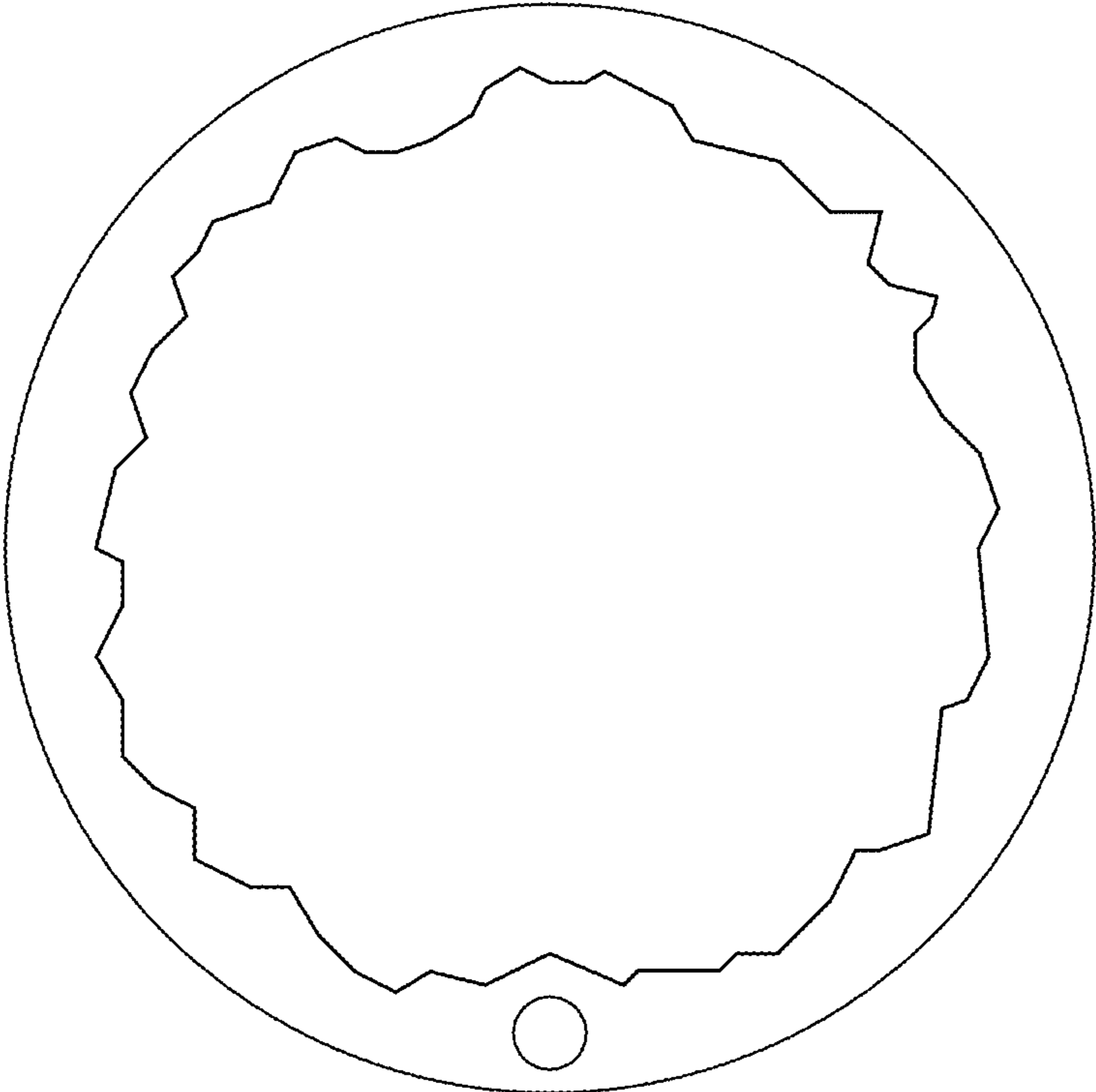


FIG. 3

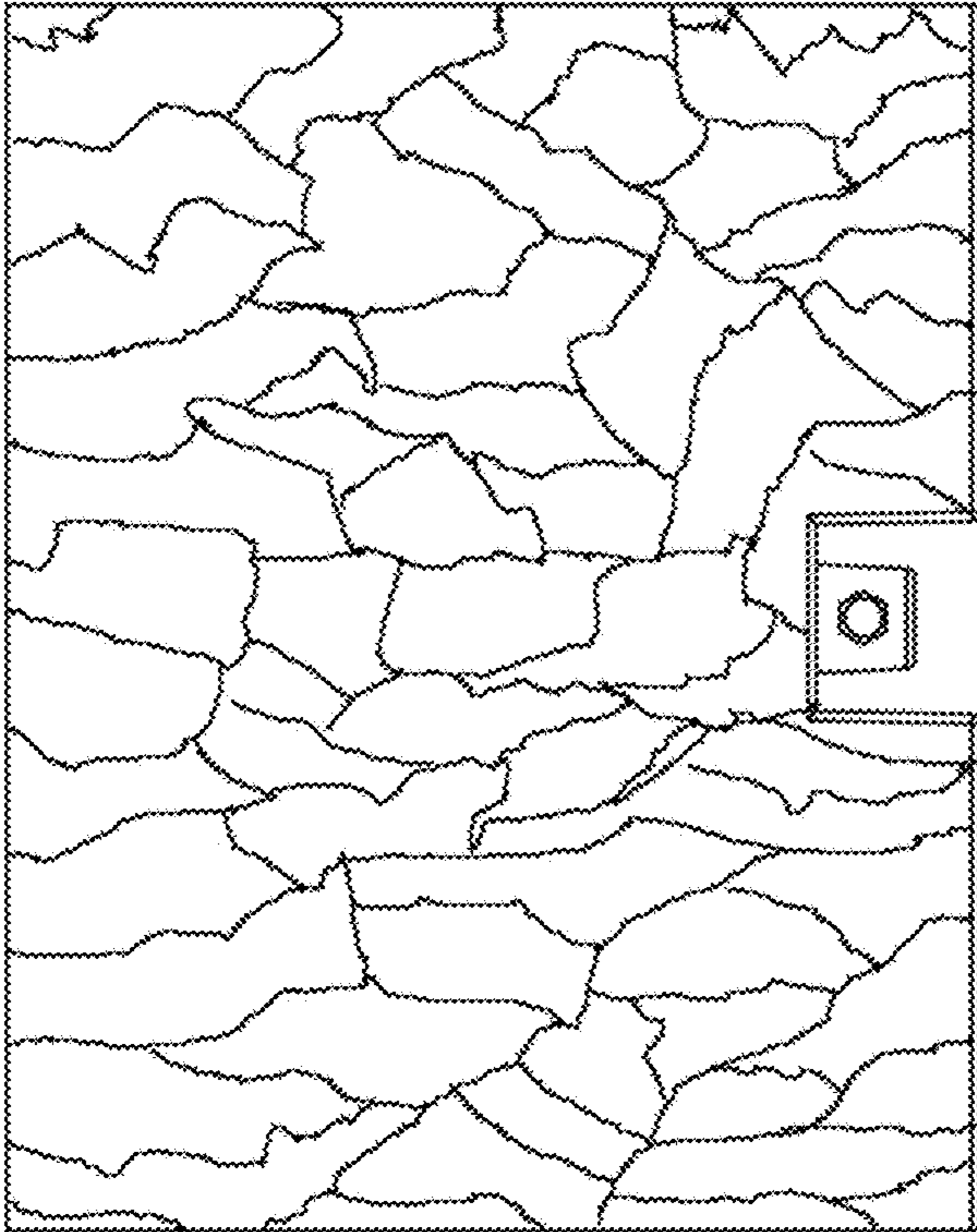


FIG. 4

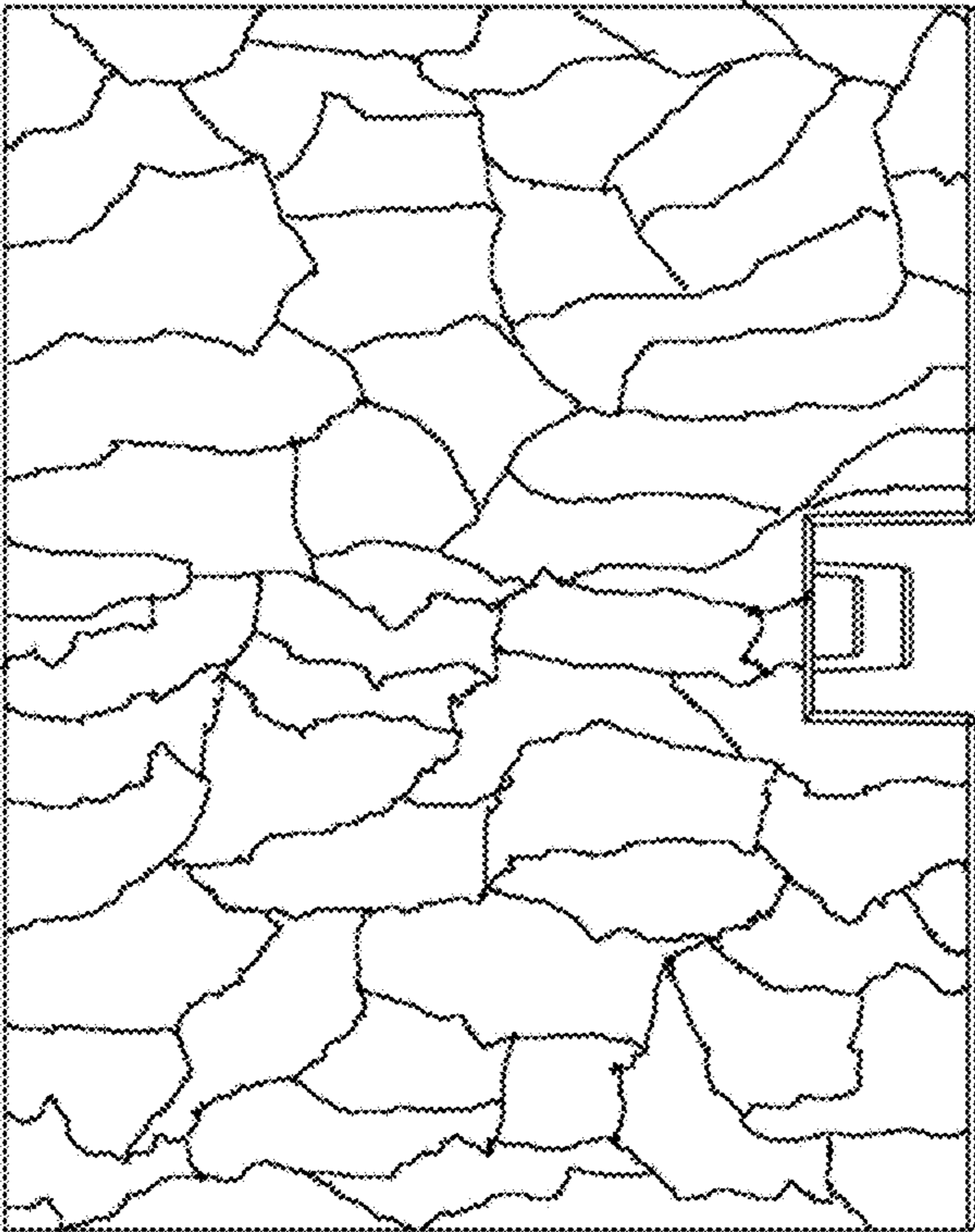


FIG. 5

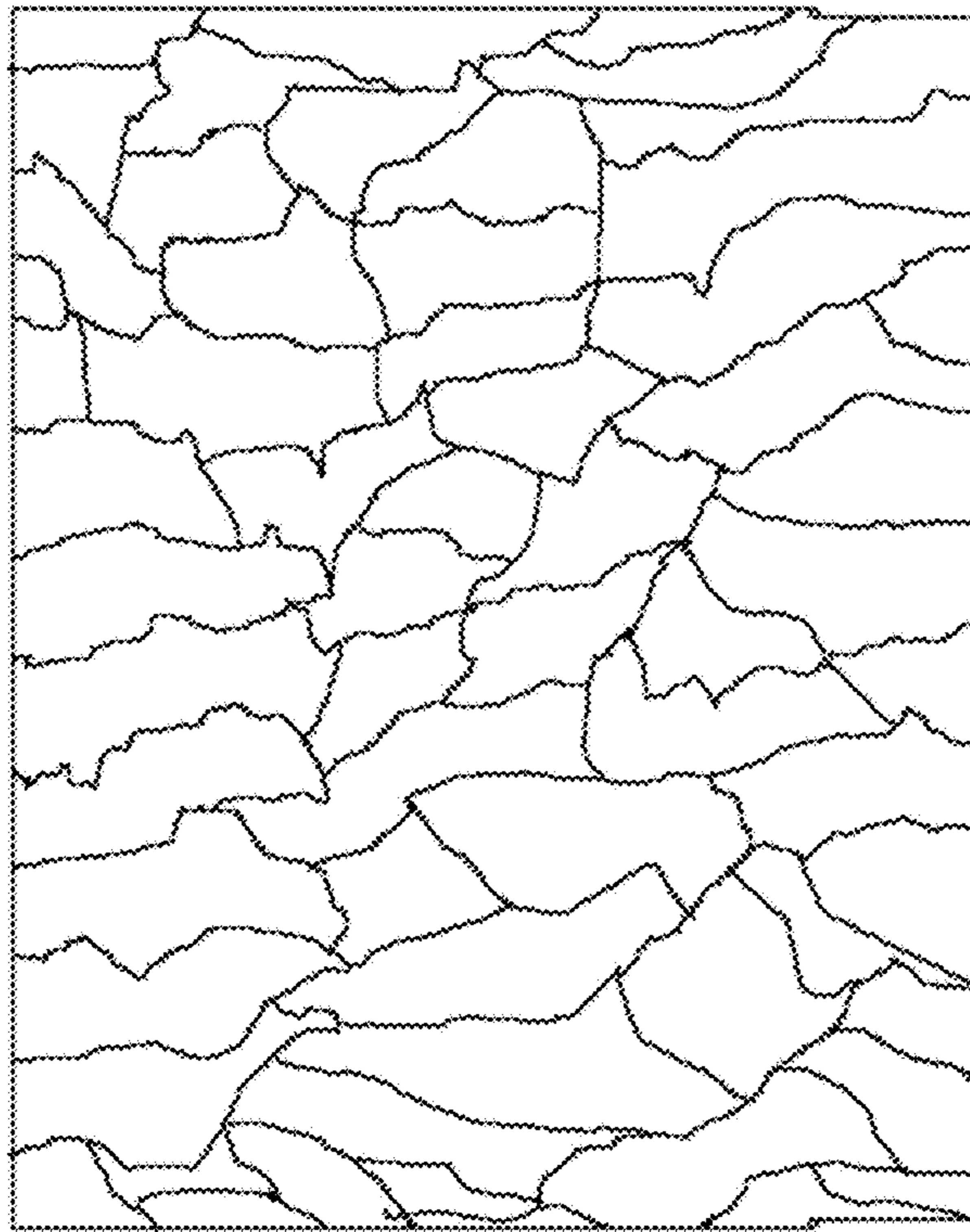


FIG. 6

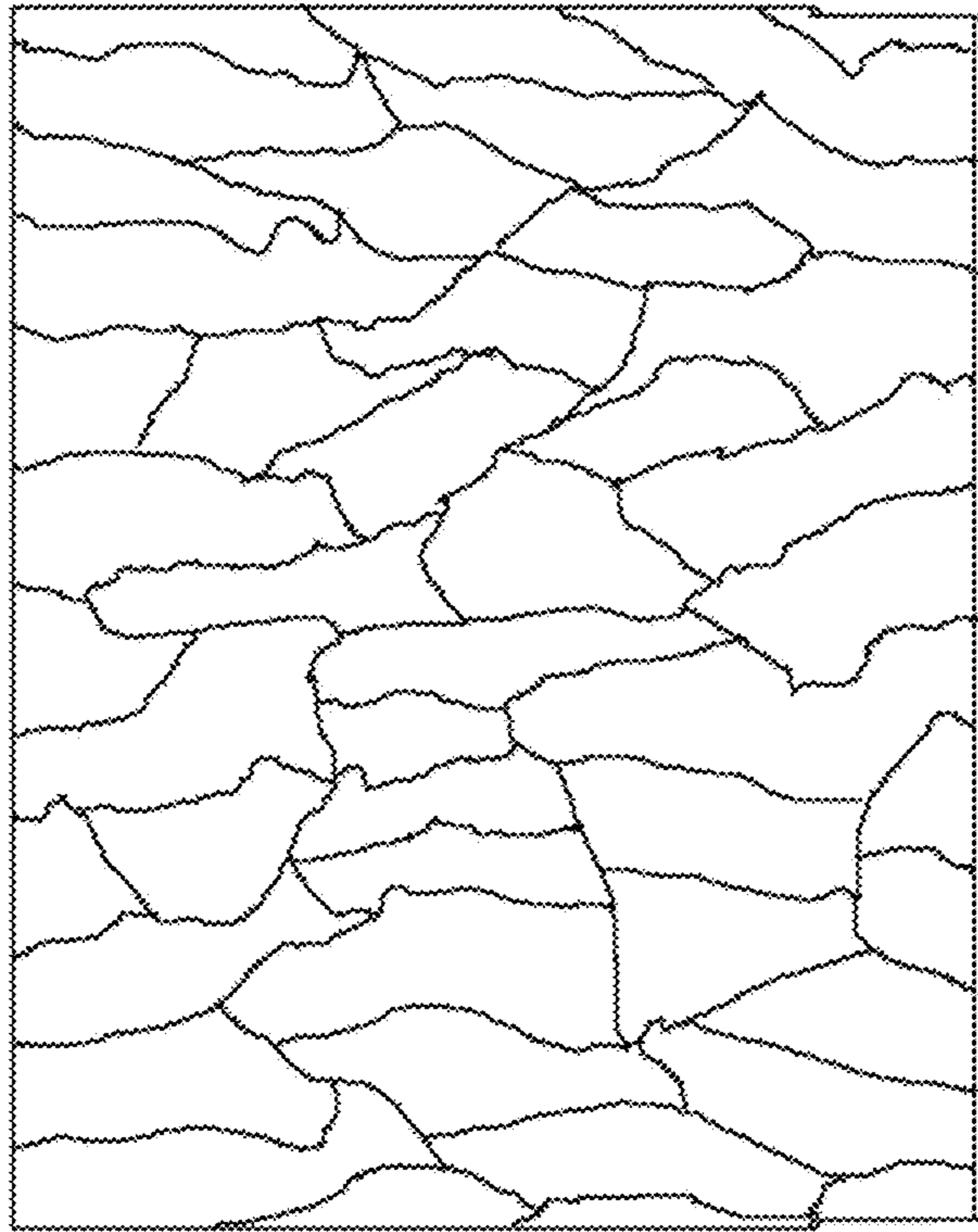


FIG. 7

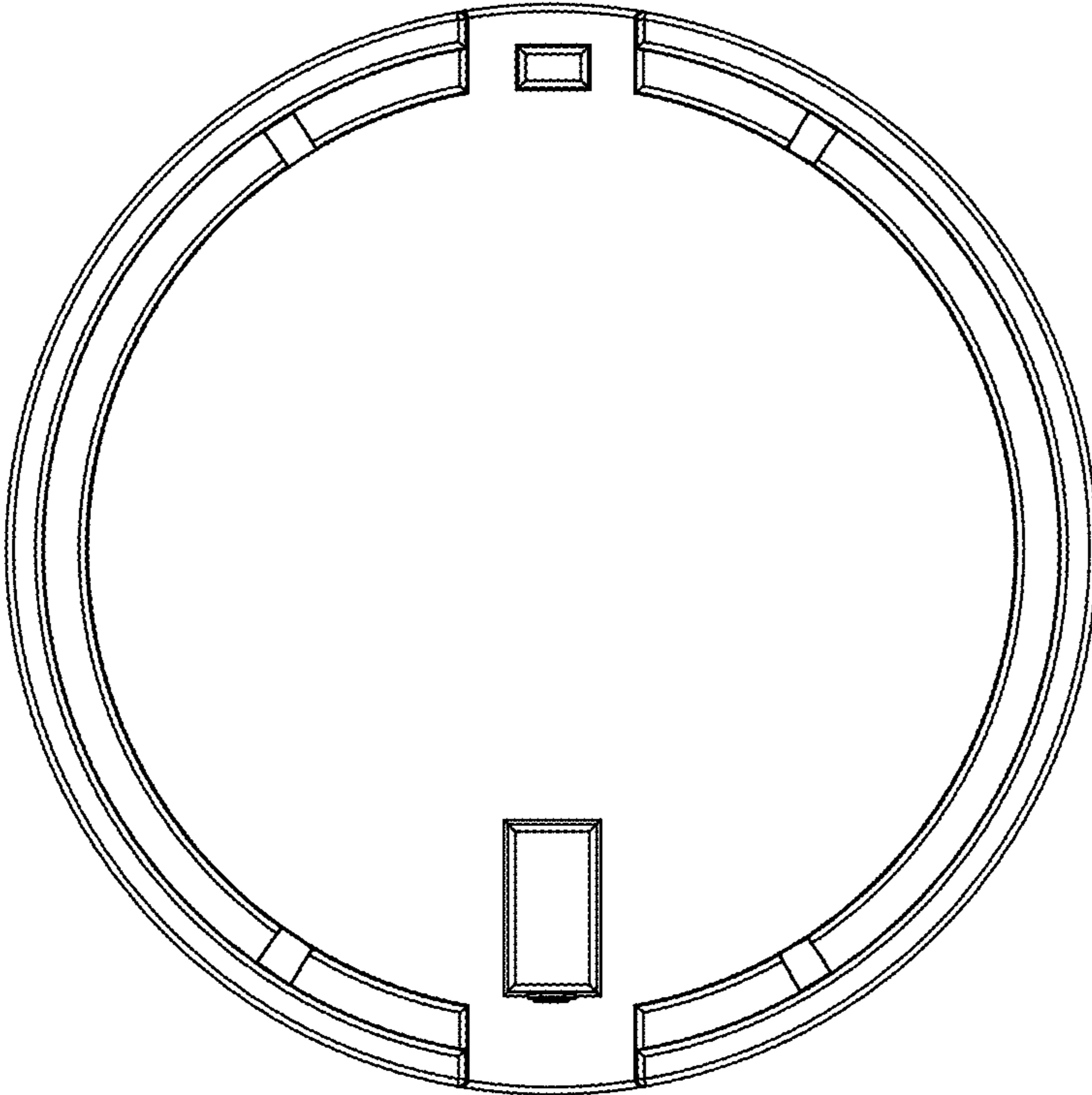


FIG. 8