



US00D739090S

(12) **United States Design Patent**
Banks

(10) **Patent No.:** **US D739,090 S**
(45) **Date of Patent:** **** Sep. 15, 2015**

- (54) **ANIMAL WATERING TANK**
- (71) Applicant: **Banks Outdoors Corporation**, Cannon Falls, MN (US)
- (72) Inventor: **Robert S. Banks**, Cannon Falls, MN (US)
- (73) Assignee: **Banks Outdoors Corporation**, Cannon Falls, MN (US)
- (**) Term: **14 Years**
- (21) Appl. No.: **29/511,993**
- (22) Filed: **Dec. 16, 2014**
- (51) **LOC (10) Cl.** **30-03**
- (52) **U.S. Cl.**
USPC **D30/121**; D30/132; D30/133
- (58) **Field of Classification Search**
USPC D30/121-133; 119/51.01-75, 500, 501; 239/7, 687, 379, 397.5; 222/199, 222/181.1, 181.2, 185.1, 557, 156, 222/485-555; 220/200, 227, 247, 262; 221/174, 185.1, 289, 295, 296, 559; 454/35; 209/270, 283, 244; 52/192, 52/194; 49/279, 344, 357; D34/28
CPC A01K 5/00-5/0291; A01K 7/00-7/06; A01K 39/00-39/06
See application file for complete search history.

D350,399 S *	9/1994	Bodrie	D25/16
D366,736 S *	1/1996	Northrop et al.	D30/112
D383,571 S *	9/1997	Frodsham	D30/132
5,791,293 A *	8/1998	Northrop et al.	119/498
5,845,605 A *	12/1998	Malamphy	119/69.5
D483,610 S *	12/2003	Kerman	D7/523
6,758,162 B1 *	7/2004	Van Heygen	119/51.01
D508,548 S *	8/2005	Soner et al.	D22/122
D547,469 S *	7/2007	Flores	D26/9
7,318,461 B2 *	1/2008	Zeller	141/284
D583,451 S *	12/2008	Aloe et al.	D23/366
D583,452 S *	12/2008	Aloe et al.	D23/366
D598,527 S *	8/2009	Fitsch	D23/356
D613,389 S *	4/2010	Jorgensen	D23/366
D613,390 S *	4/2010	Jorgensen	D23/366
D620,576 S *	7/2010	Jorgensen	D23/366

(Continued)

Primary Examiner — Susan Moon Lee

(74) *Attorney, Agent, or Firm* — Haugen Law Firm PLLP

(57) **CLAIM**

The ornamental design for an animal watering tank, as shown and described.

DESCRIPTION

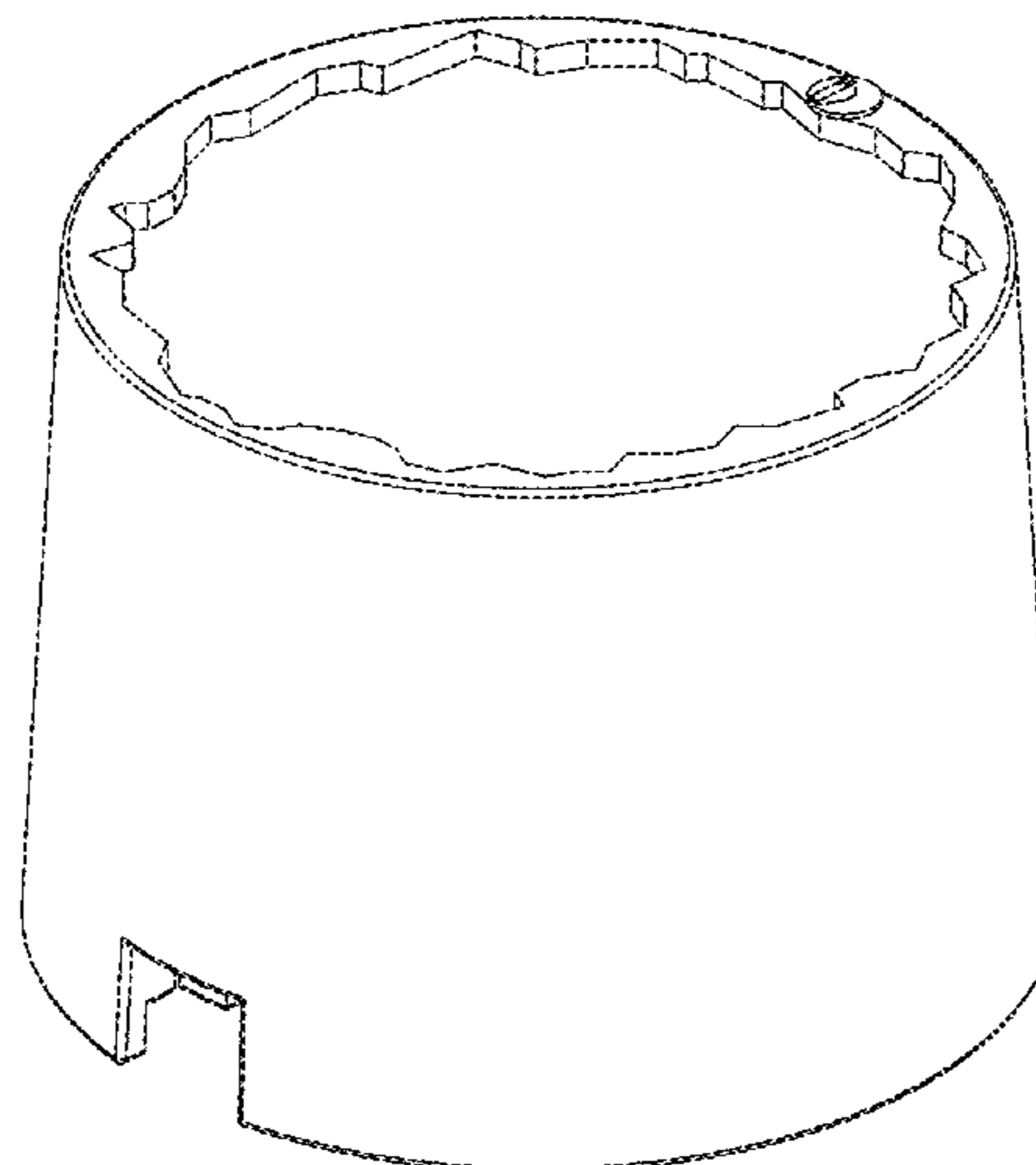
FIG. 1 is a front perspective view of the animal watering tank of the present invention;
 FIG. 2 is a back perspective view of the animal watering tank of the present invention;
 FIG. 3 is a top plan view of the animal watering tank of the present invention;
 FIG. 4 is a side view of the animal watering tank of the present invention;
 FIG. 5 is an opposing side view of the animal watering tank of the present invention;
 FIG. 6 is a front view of the animal watering tank of the present invention;
 FIG. 7 is a back view of the animal watering tank of the present invention; and,
 FIG. 8 is a bottom plan view of the animal watering tank of the present invention.

1 Claim, 8 Drawing Sheets

(56) **References Cited**

U.S. PATENT DOCUMENTS

767,175 A *	8/1904	Sibole	47/72
2,159,302 A *	5/1939	Rab et al.	47/72
D172,715 S *	7/1954	Hogan	D23/362
D179,842 S *	3/1957	Flynn	D30/123
3,109,252 A *	11/1963	Schellenberg	40/554
3,522,886 A *	8/1970	Clinton et al.	210/345
D232,499 S *	8/1974	Martinelli	D6/350
4,357,752 A *	11/1982	Goodwin, Jr.	30/122
5,272,829 A *	12/1993	Roberts et al.	43/4



(56)

References Cited

U.S. PATENT DOCUMENTS

D620,577 S *	7/2010	Hsiao	D23/366	D682,484 S *	5/2013	Selman	D30/132
D625,931 S *	10/2010	Estrup	D6/349	D687,938 S *	8/2013	Furner et al.	D23/366
D634,167 S *	3/2011	Foster	D7/700	D693,067 S *	11/2013	Scherbing et al.	D30/132
D642,025 S *	7/2011	Scheurer	D8/8	D706,915 S *	6/2014	Suzuki	D23/366
D650,123 S *	12/2011	Chen	D26/130	D709,654 S *	7/2014	Lipscomb et al.	D30/132
D650,125 S *	12/2011	Chen	D26/131	D716,433 S *	10/2014	Milon et al.	D23/366
D653,156 S *	1/2012	Phelps et al.	D11/143	8,978,999 B2 *	3/2015	Lesniak et al.	239/57
8,109,239 B1 *	2/2012	Smestad et al.	119/707	D729,424 S *	5/2015	Li	D26/26
D659,300 S *	5/2012	Lipscomb	D30/132	D729,923 S *	5/2015	Chou	D23/366
D659,914 S *	5/2012	Lipscomb	D30/132	D729,987 S *	5/2015	Holm et al.	D30/121
D664,402 S *	7/2012	Blakeman	D7/606	D729,988 S *	5/2015	Holm et al.	D30/121
D665,108 S *	8/2012	Rein	D26/10	9,044,091 B2 *	6/2015	Walker et al.	
D671,757 S *	12/2012	Walker et al.	D6/349	2005/0028854 A1 *	2/2005	Erickson et al.	135/97
				2008/0074875 A1 *	3/2008	Jensen et al.	362/240
				2012/0298063 A1 *	11/2012	Schieszl	123/184.21
				2013/0036987 A1 *	2/2013	Taylor	119/707

* cited by examiner

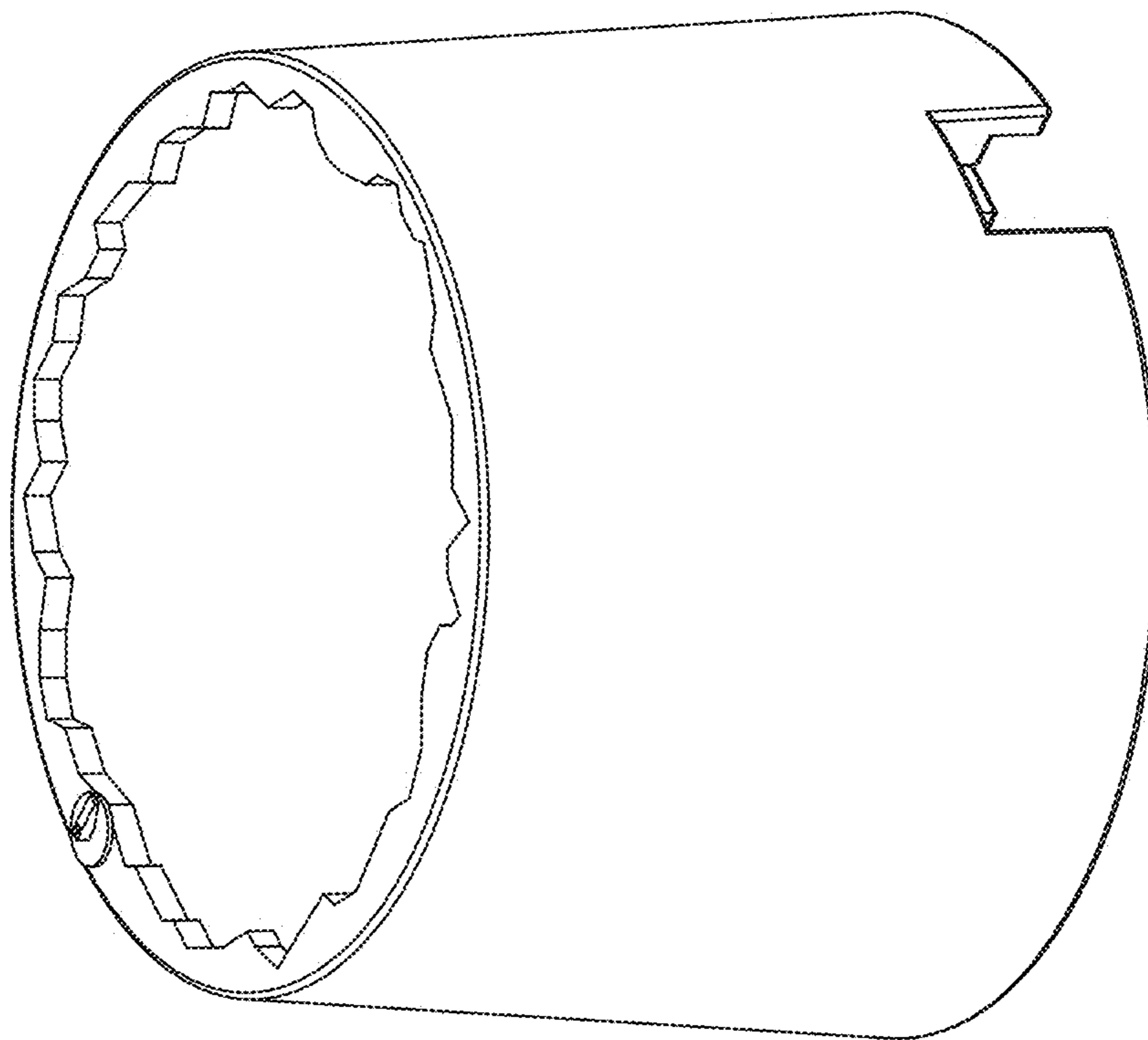


FIG. 1

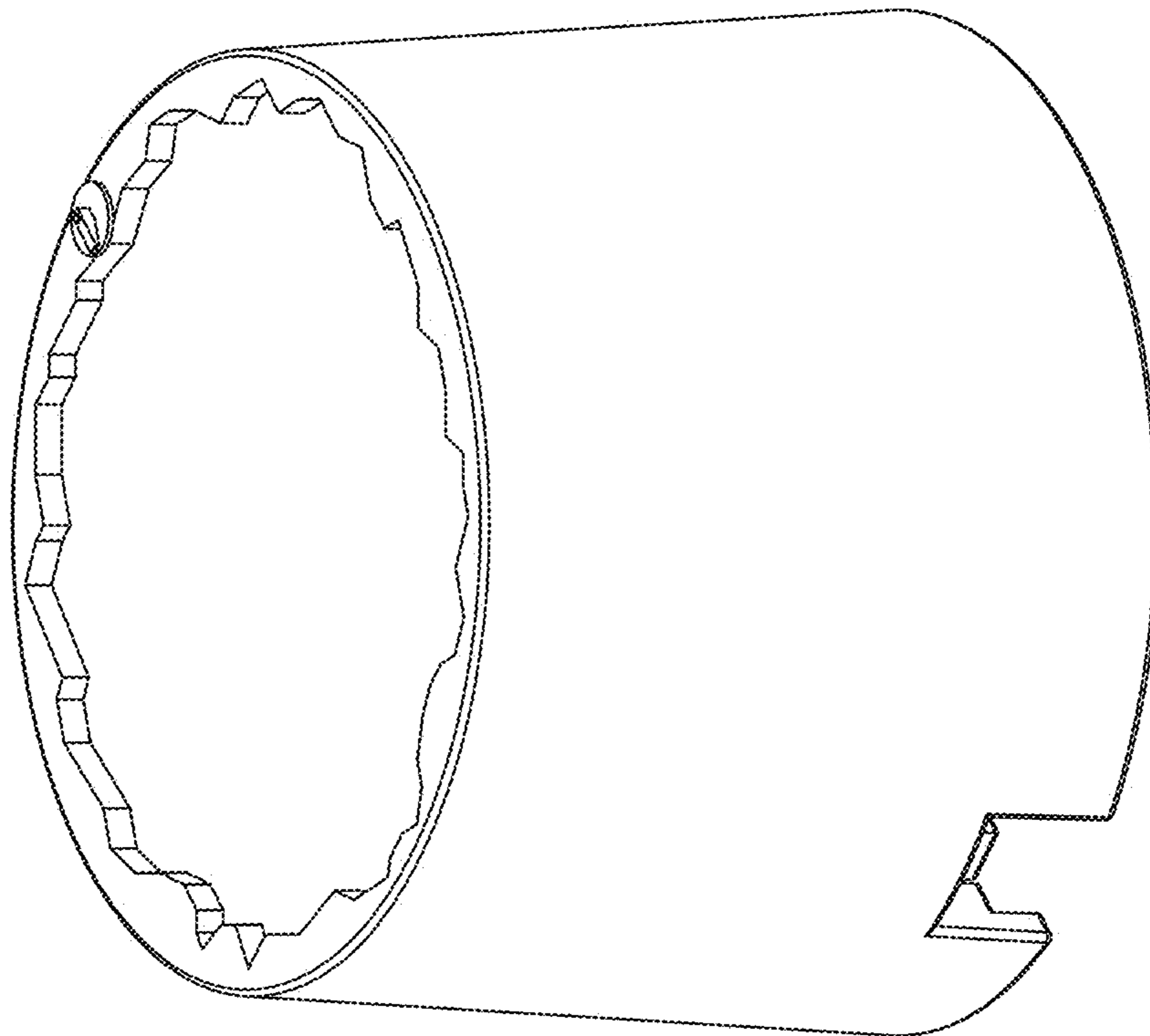


FIG. 2

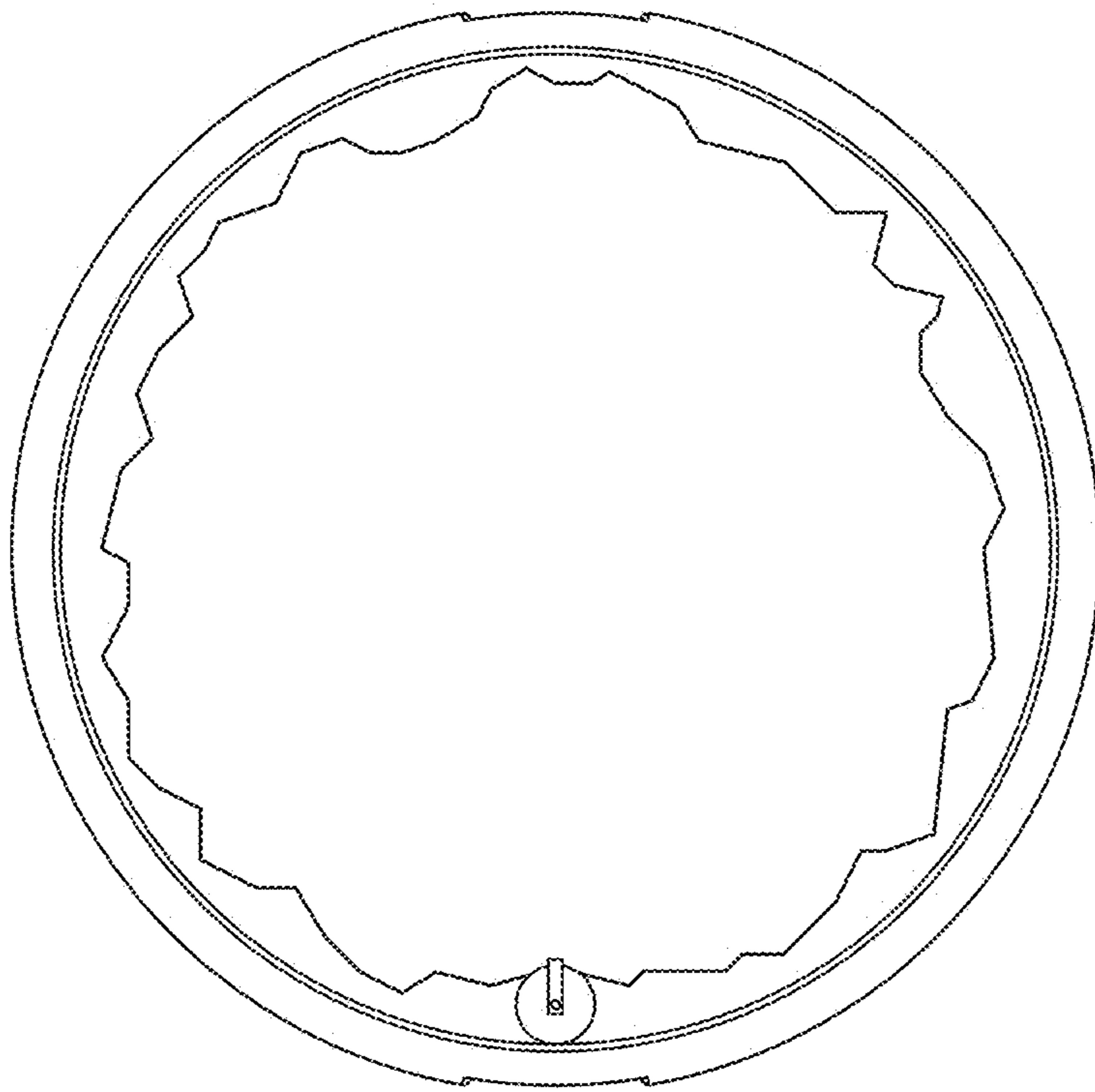


FIG. 3

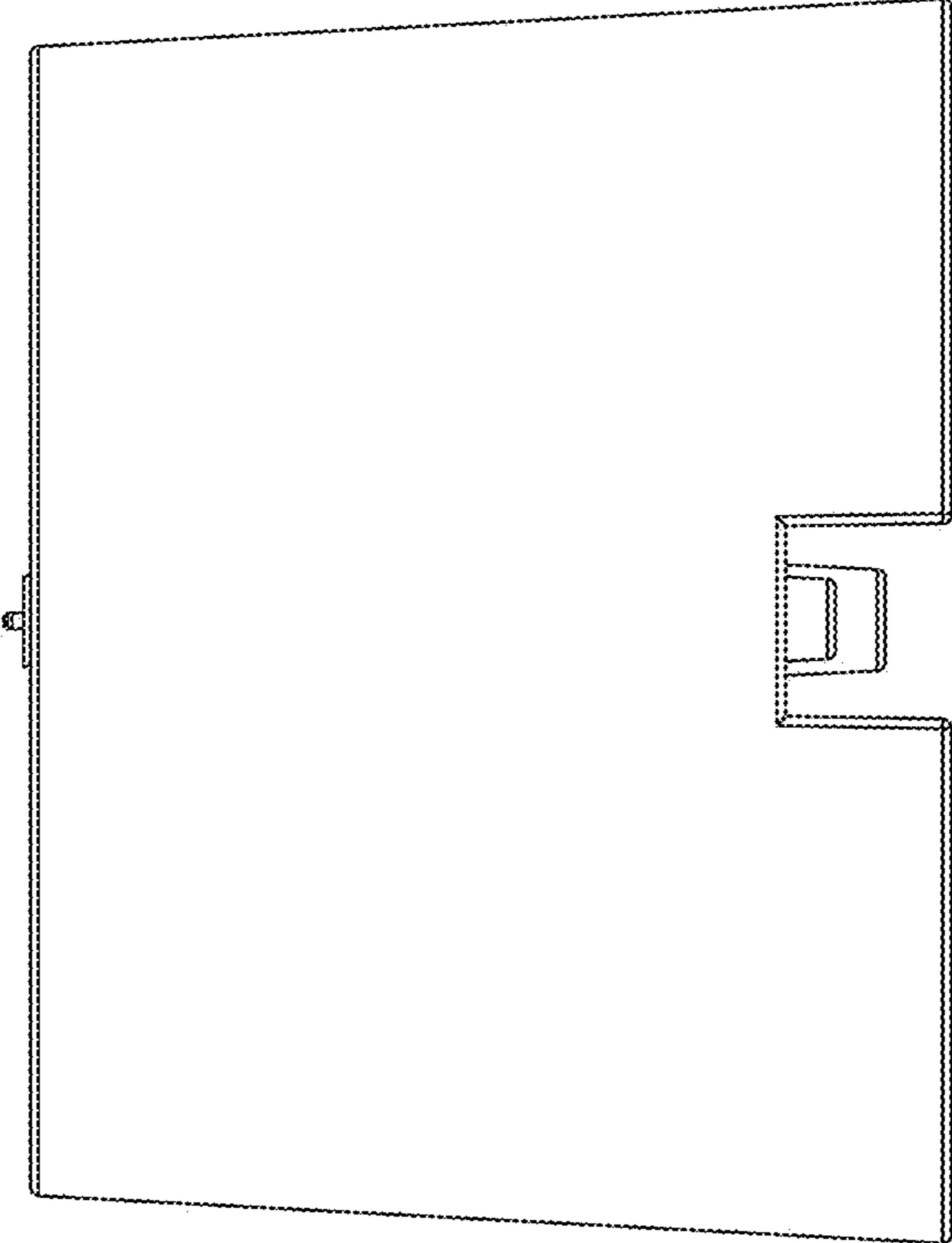


FIG. 4

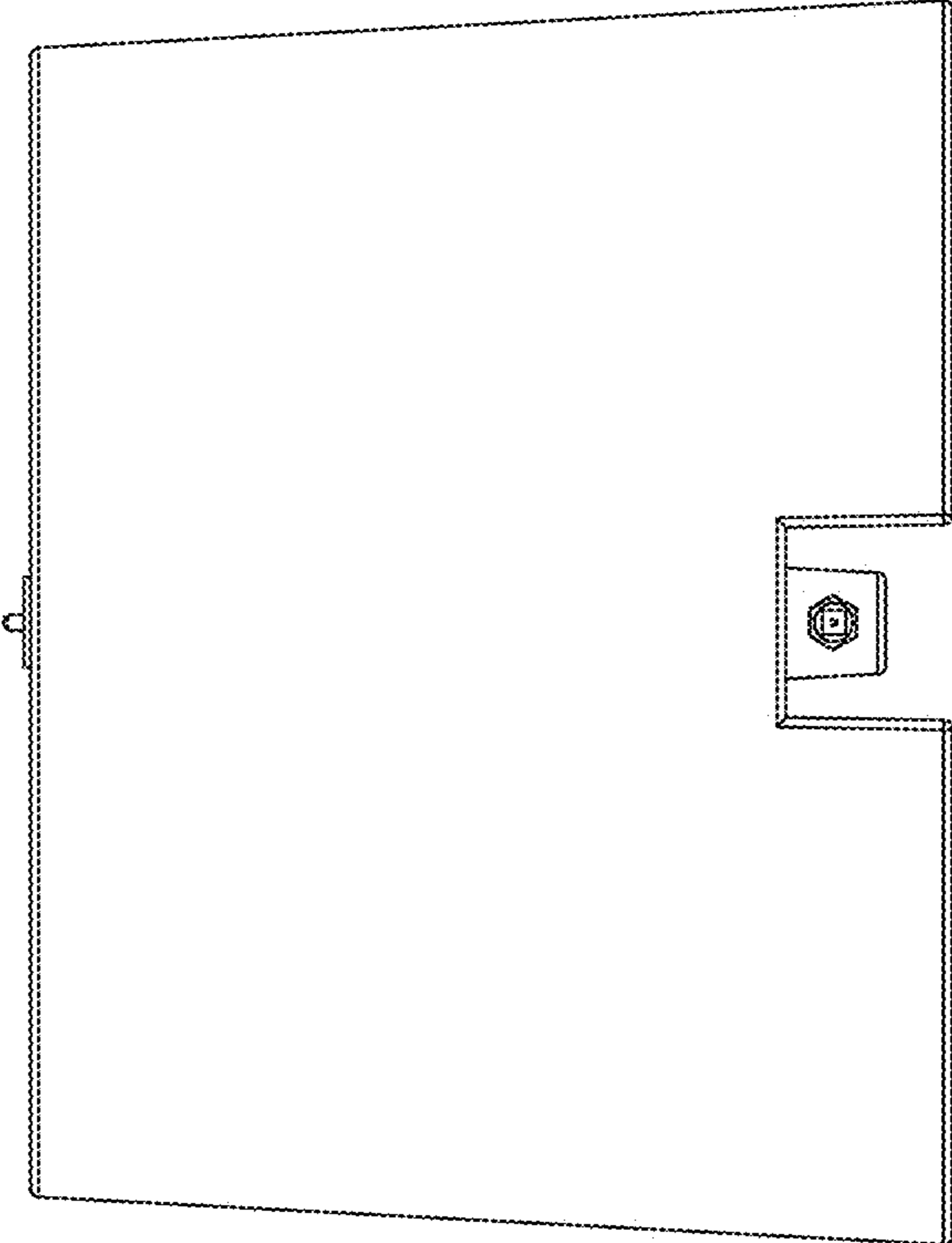


FIG. 5




FIG. 6




FIG. 7

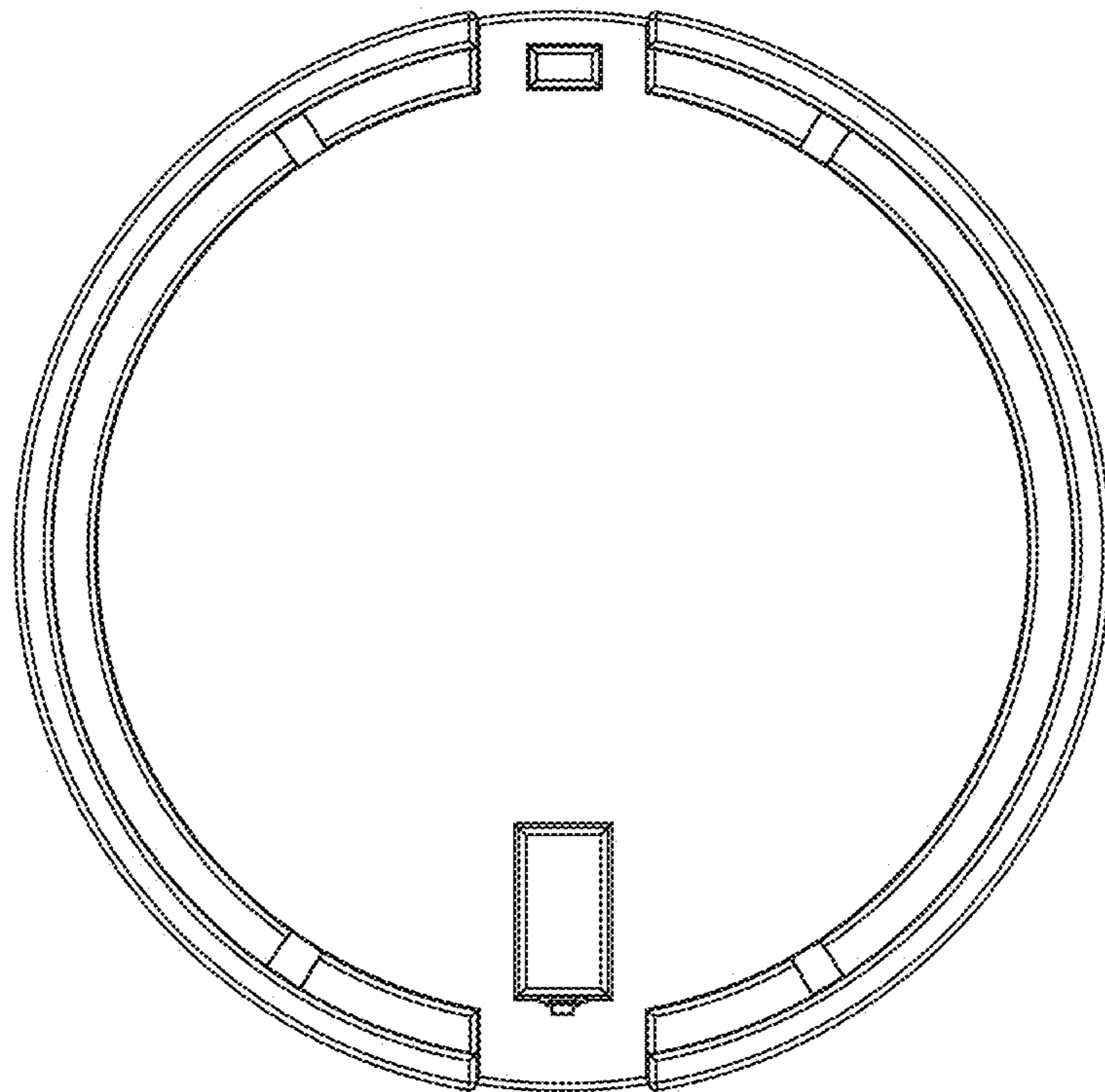


FIG. 8