

US00D739088S

(12) **United States Design Patent**
Litke

(10) **Patent No.:** **US D739,088 S**

(45) **Date of Patent:** **** Sep. 15, 2015**

(54) **GOLF GLOVE**

(71) Applicant: **Acushnet Company**, Fairhaven, MA (US)

(72) Inventor: **Kenneth S. Litke**, Marion, MA (US)

(73) Assignee: **Acushnet Company**, Fairhaven, MA (US)

(**) Term: **14 Years**

(21) Appl. No.: **29/472,501**

(22) Filed: **Nov. 13, 2013**

(51) **LOC (10) Cl.** **02-06**

(52) **U.S. Cl.**
USPC **D29/116.2**

(58) **Field of Classification Search**
USPC D2/610, 616, 617, 618; D29/115, D29/116.2, 117.1, 120.1, 123; 2/159, 161.1, 2/161.2, 161.3, 161.4, 162, 163, 910, 917
CPC A41D 19/00; A41D 19/01552; A41D 19/01564; A41D 2300/50; A63B 71/146; A63B 2069/0008; A63B 57/00; A63B 71/14; A63B 69/36

See application file for complete search history.

(56) **References Cited**

U.S. PATENT DOCUMENTS

D336,562 S *	6/1993	Chin	D2/619
D356,203 S *	3/1995	Mitch	D2/616
D372,112 S *	7/1996	Garneau	D2/616
D431,691 S *	10/2000	Redwood et al.	D29/117.1
D471,674 S *	3/2003	Redwood et al.	D29/116.2
6,708,136 B1 *	3/2004	Lahiff	702/177
D565,250 S *	3/2008	Batista et al.	D29/116.2
D637,764 S *	5/2011	Widdemer	D29/116.2
D639,512 S *	6/2011	Widdemer et al.	D29/116.2
D700,747 S *	3/2014	Litke	D29/116.2
D701,350 S *	3/2014	Voravan	D29/116.2
2007/0184911 A1 *	8/2007	Pinkart	473/201

2008/0271615 A1 *	11/2008	Viveiros	101/34
2013/0184092 A1 *	7/2013	Dalbke	473/205
2014/0038736 A1 *	2/2014	Pepe et al.	473/205

OTHER PUBLICATIONS

Trademark #75568537, filed Oct. 13, 1998 by Raingrip. Publication Date: Nov. 9, 1999.*

(Continued)

Primary Examiner — Karen E. Eldridge Powers

Assistant Examiner — Jasmine Mlinarcik

(74) *Attorney, Agent, or Firm* — Daniel W. Sullivan

(57) **CLAIM**

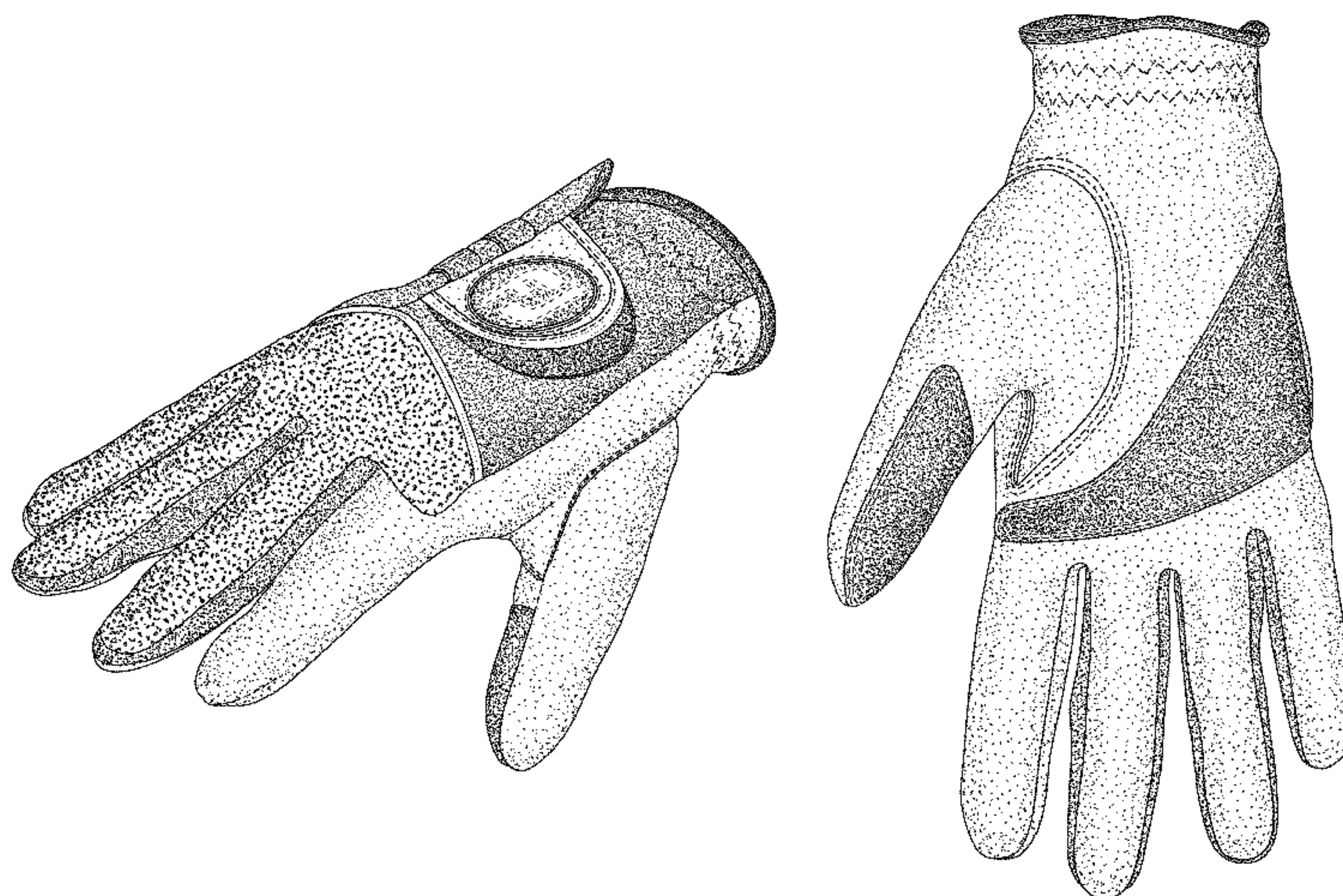
The ornamental design for a golf glove, as shown and described.

DESCRIPTION

FIG. 1 is a perspective view of the golf glove of this invention; FIG. 2 is an elevation view of a closed finger-tip end portion of the golf glove of this invention; FIG. 3 is an elevation view of an open wrist end portion of the golf glove of this invention; FIG. 4 is a plan view of a back portion of the golf glove of this invention; FIG. 5 is a plan view of a front portion of the golf glove of this invention; FIG. 6 is a lateral side elevation view of the golf glove of this invention; and, FIG. 7 is a medial side elevation view of the golf glove of this invention.

In the drawings, the broken lines shown encircling the logo on the fastening flap illustrate the unclaimed features of the article in which the design is embodied. The broken line found within the interior portion of the glove represents the boundary line of the claimed design. All remaining broken lines represent stitching and form part of the claimed design. The different densities of stippling in the drawings illustrate a contrast in appearance.

1 Claim, 4 Drawing Sheets



(56)

References Cited

OTHER PUBLICATIONS

“RainGrip,” available for sale on-line on FootJoy with a review published as early as Jul. 1, 2009. Retrieved from the internet on Jan. 26, 2015. URL: <http://www.footjoy.com/catalog/product/66550>. (4 pages).*

“FootJoy Men’s RainGrip Golf Gloves—Pair,” available for sale on-line on Dick’s Sporting Goods with a review published as early as Jun. 9, 2010. Retrieved from the internet on Jan. 26, 2015. URL: <http://www.dickssportinggoods.com/product/index.jsp?productId=3995876>. (6 pages).*

* cited by examiner

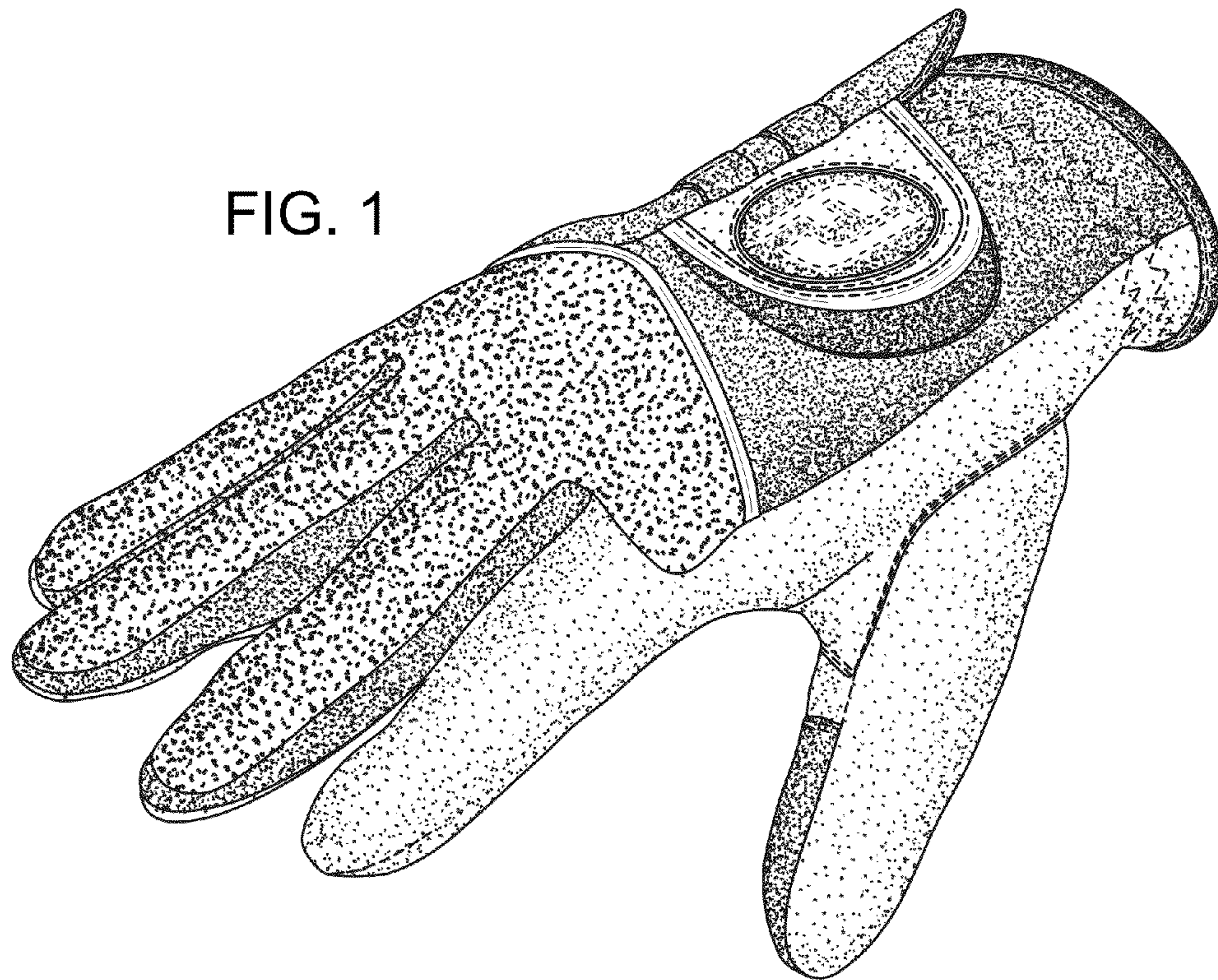


FIG. 1

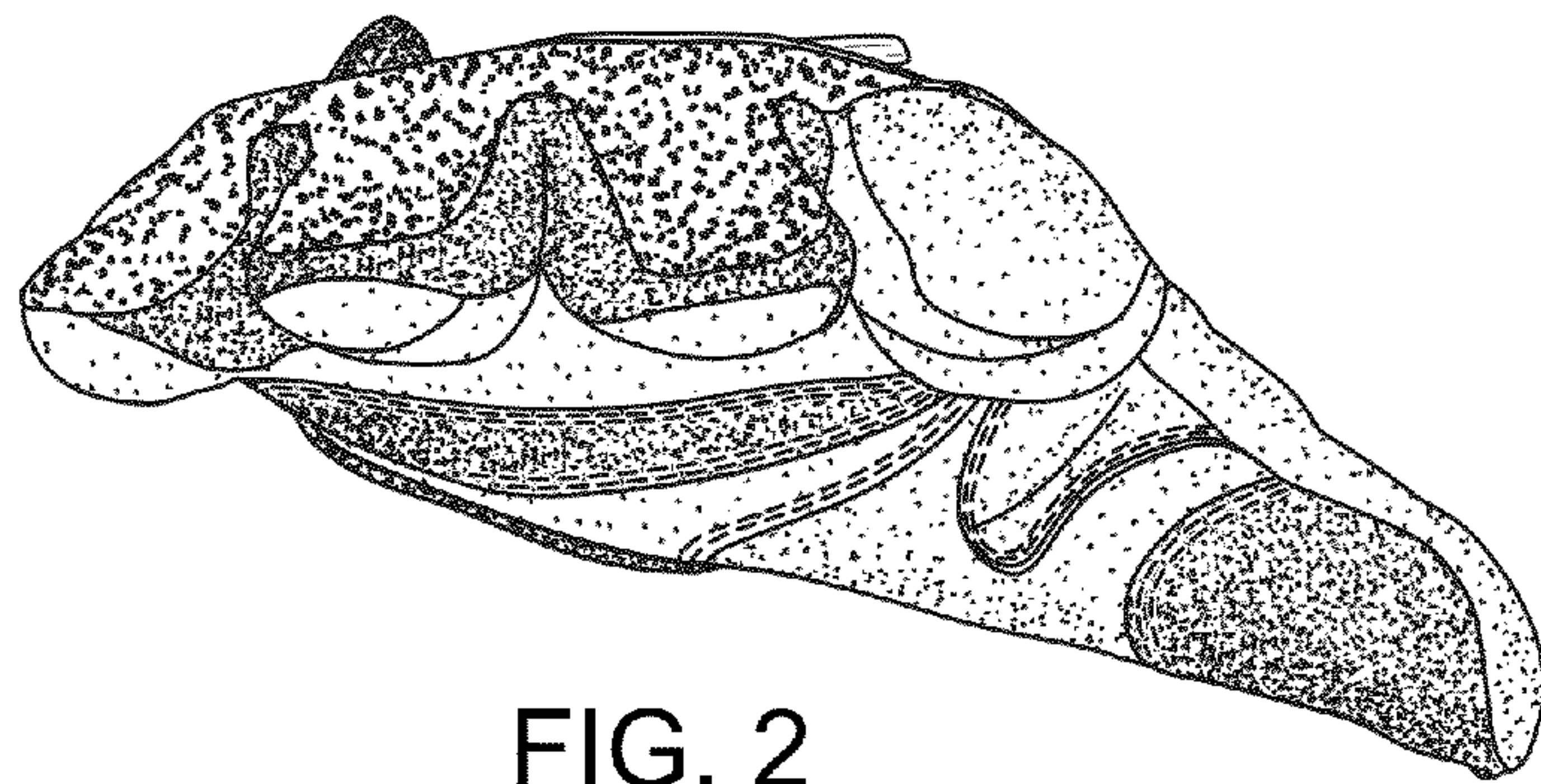


FIG. 2

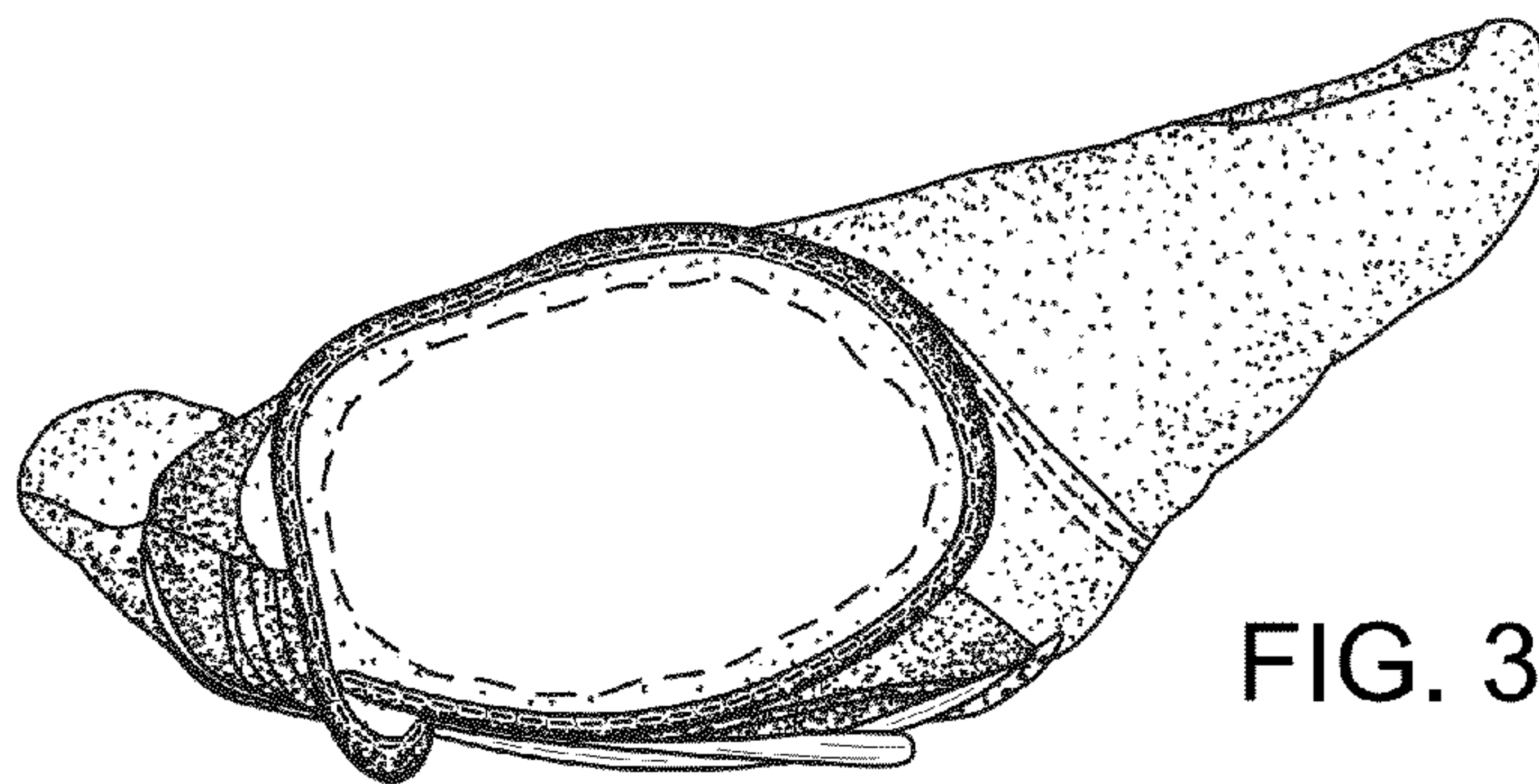


FIG. 3

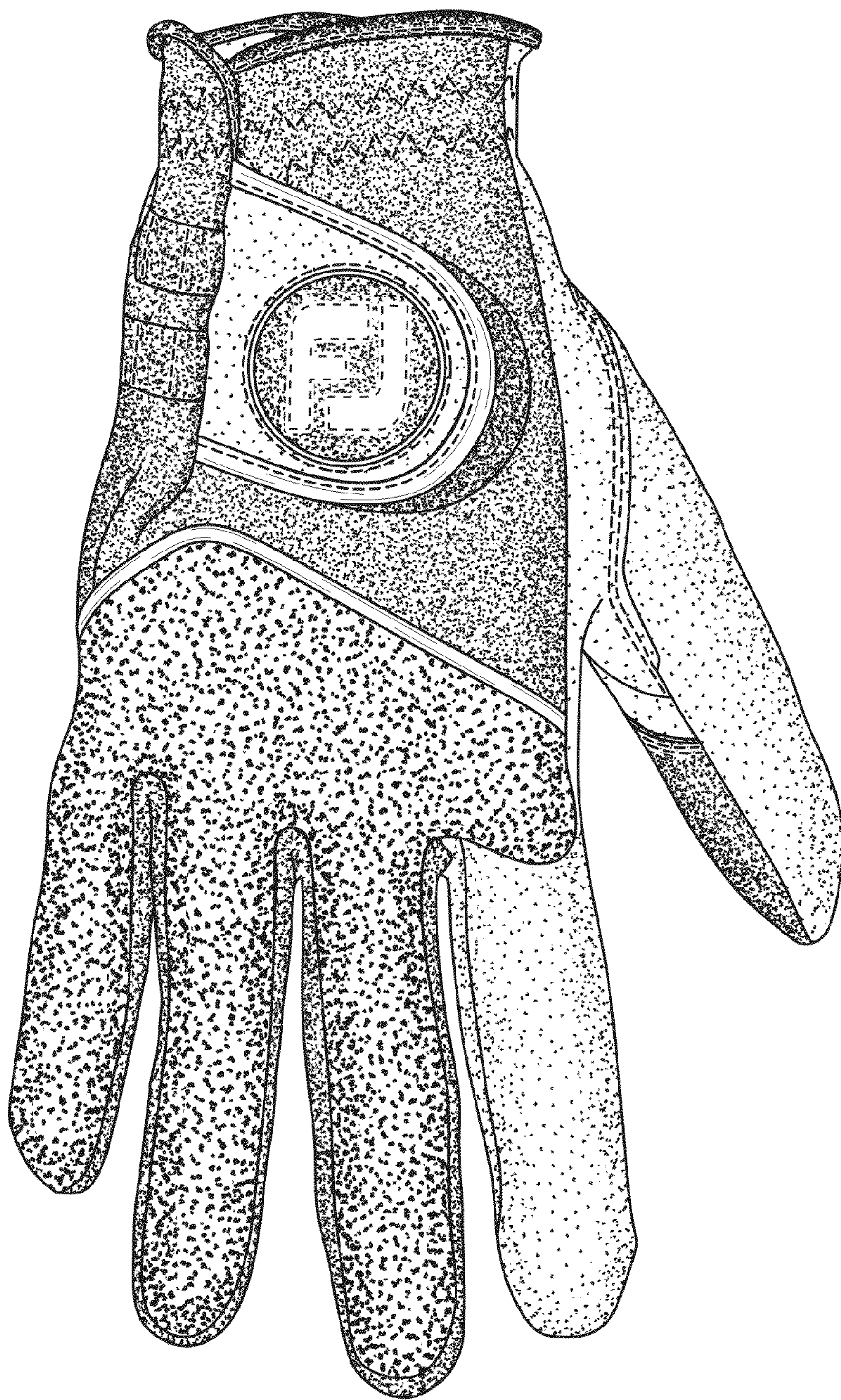


FIG. 4

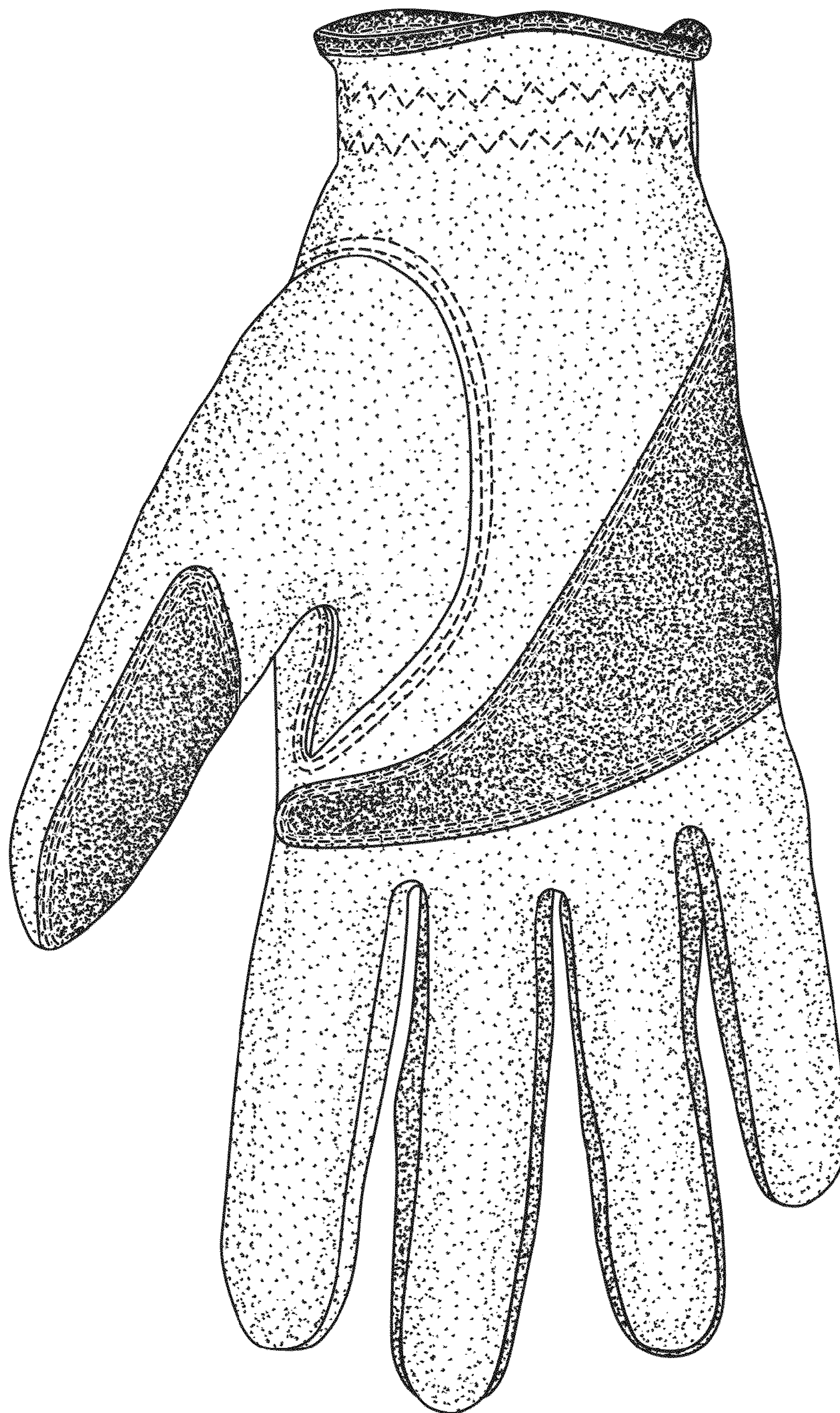


FIG. 5

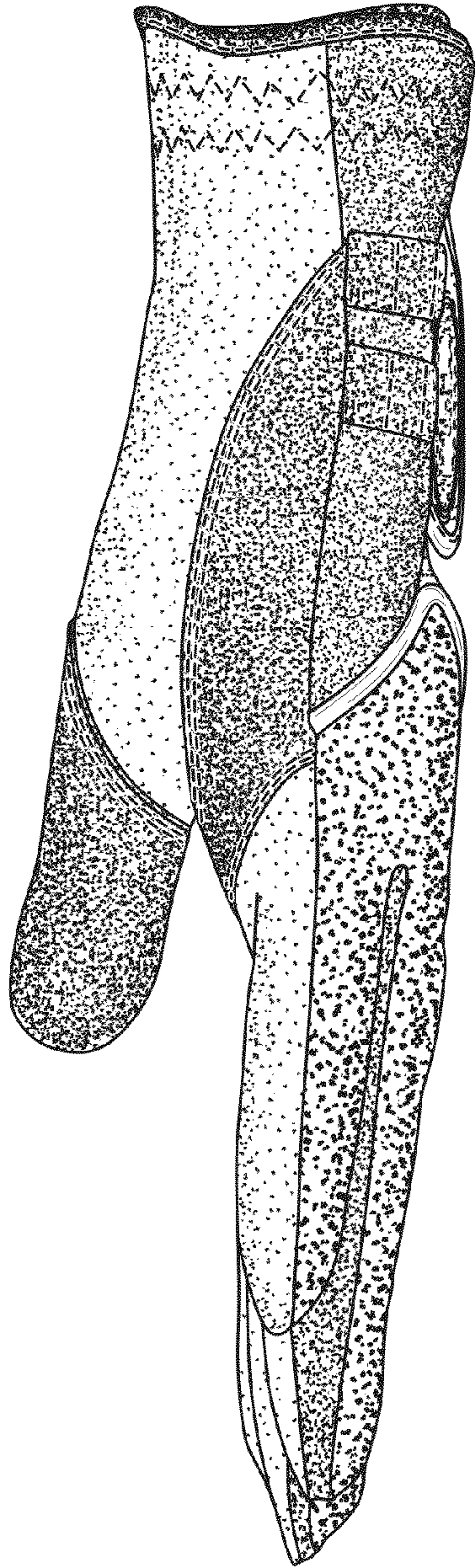


FIG. 6

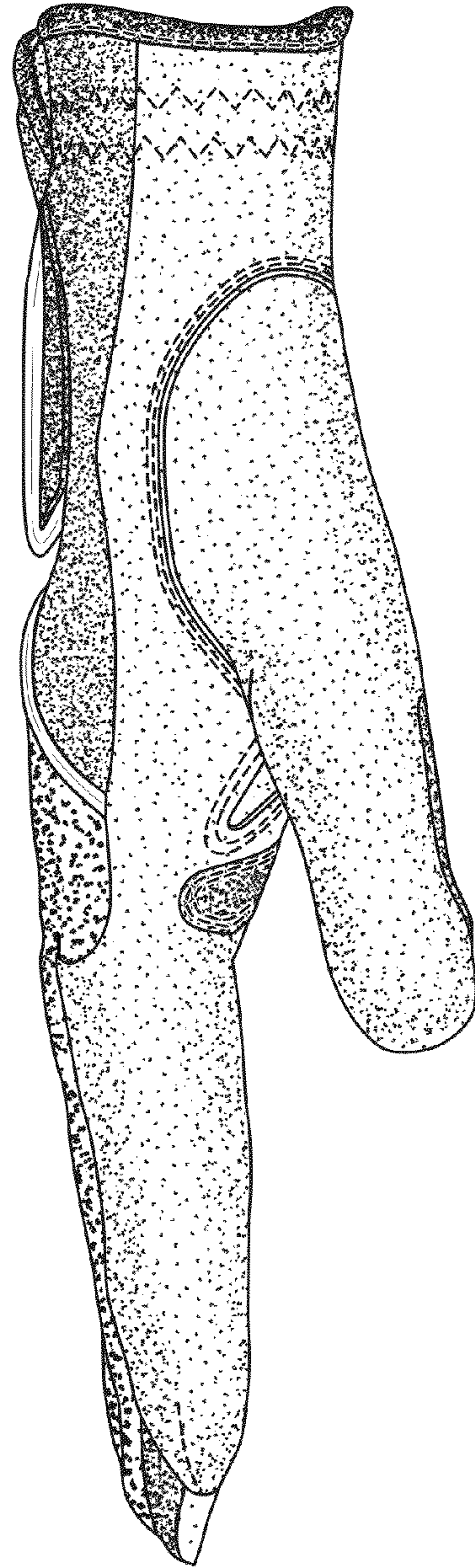


FIG. 7